



Department of Health & Family Welfare Govt. of West Bengal

WEST BENGAL COVID-19 HEALTH BULLETIN – 9th MAY 2021

Active COVID-19 Cases as on 9th May: 1,26,027

S. No	Subject	Number
1	Total COVID-19 Cases till 8 th May	9,73,718
2	New COVID-19 Cases on 9 th May	19,441
3	Total COVID-19 Cases till 9th May (1+2)	9,93,159
4	Total Discharged	8,54,805 (+18,454)
5	Total Deaths as on 9 th May*	12,327 (+124)
6	Active COVID-19 Cases as on 9th May	1,26,027 (+863)
7	Discharge Rate (4/3)	86.07%

Note: All figures updated till 9AM, 9th May

#Daily increase/decrease with respect to previous day is shown as (+/-)

*Complete analysis can be referred from **Section X**, (Page no. 5)

S. No	Subject	Number
1	Samples Tested till 8 th May	1,09,05,646
2	Samples Tested on 9 th May	63,095
3	Total Number of Samples Tested till 9th May (1+2)	1,09,68,741
4	Tests per Million population	1,21,875
5	% of Positive Cases out of Samples Tested	9.05%
6	Total Testing Laboratories*	113
7	Testing Laboratories added this week	0
8	Testing Laboratories pending approval	1

*Detailed breakup of these laboratories is given on **Page 4 and Page 5**

S. No	Subject	Number
1	Total Number of Hospitals dedicated for treating COVID-19	182
2	Total Number of Govt. Hospitals dedicated for treating COVID-19	141
3	Total Number of Pvt. Hospitals requisitioned for treating COVID-19	41
4	Total Number of earmarked COVID-19 Beds	17,200
5	% Occupancy in COVID Beds	44.68%
6	Total ICU/HDU Beds in the COVID Hospitals	2,542
7	Total Number of Ventilators in the COVID Hospitals	1,283

Home Quarantine		
1	Total Home Quarantined People	26,28,249
2	Total number of people currently in Home Quarantine	68,046
3	Total number of people released from Home Quarantine	25,60,203
Safe Homes		
1	Total Number of Safe Homes	200
2	Total Number of Beds in Safe Homes	11,507
3	Total Number of Patients in Safe Homes currently	2,134



Department of Health & Family Welfare Govt. of West Bengal

WEST BENGAL COVID-19 HEALTH BULLETIN – 9th MAY 2021

V

DISTRICT SNAPSHOT#

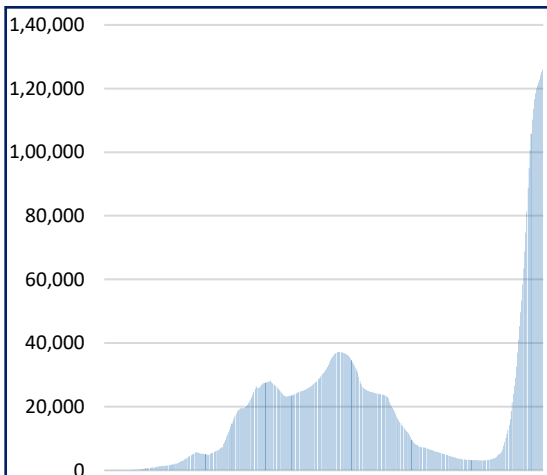
1	2	3	4	5	6 = 3-4-5	7
S. No	District	Total Cases	Total Discharged	Total Deaths	Total Active Cases	Last Reported Case
1	Alipurduar	8,984 ⁺⁷⁹	8,365 ⁺⁷⁸	91	528 ⁺¹	8-May-21
2	Coochbehar	15,576 ⁺²⁵⁵	14,126 ⁺¹⁹⁴	75	1,375 ⁺⁶¹	8-May-21
3	Darjeeling	28,615 ⁺⁵¹⁴	24,725 ⁺⁵⁴⁰	263 ⁺⁷	3,627 ⁻³³	8-May-21
4	Kalimpong	3,225 ⁺¹⁴²	2,741 ⁺⁵⁵	30 ⁺¹	454 ⁺⁸⁶	8-May-21
5	Jalpaiguri	20,241 ⁺³⁶⁹	18,037 ⁺²⁷⁹	227 ⁺⁷	1,977 ⁺⁸³	8-May-21
6	Uttar Dinajpur	12,410 ⁺²⁴⁵	10,383 ⁺²⁸⁹	117 ⁺⁵	1,910 ⁻⁴⁹	8-May-21
7	Dakshin Dinajpur	11,593 ⁺²⁴⁷	10,071 ⁺²⁰⁴	100 ⁺⁵	1,422 ⁺³⁸	8-May-21
8	Malda	26,302 ⁺⁴⁰⁴	22,767 ⁺⁵¹⁰	175	3,360 ⁻¹⁰⁶	8-May-21
9	Murshidabad	24,729 ⁺⁵⁰⁹	21,798 ⁺³⁸⁸	181	2,750 ⁺¹²¹	8-May-21
10	Nadia	39,633 ^{+1,004}	32,794 ⁺⁹⁴⁸	358 ⁺⁴	6,481 ⁺⁵²	8-May-21
11	Birbhum	28,857 ⁺⁷⁵⁵	23,979 ⁺⁶⁸⁴	162 ⁺⁴	4,716 ⁺⁶⁷	8-May-21
12	Purulia	15,812 ⁺²²⁹	12,916 ⁺⁴⁵⁰	69 ⁺²	2,827 ⁻²²³	8-May-21
13	Bankura	19,029 ⁺⁵¹¹	16,138 ⁺³⁹⁰	128 ⁺⁶	2,763 ⁺¹¹⁵	8-May-21
14	Jhargram	4,628 ⁺¹²⁴	3,929 ⁺⁹⁵	23	676 ⁺²⁹	8-May-21
15	Paschim Medinipur	26,990 ⁺⁵⁶⁷	23,771 ⁺³⁹⁹	351 ⁺⁴	2,868 ⁺¹⁶⁴	8-May-21
16	Purba Medinipur	33,177 ⁺⁸⁷⁹	27,970 ⁺⁶⁹⁶	303 ⁺¹	4,904 ⁺¹⁸²	8-May-21
17	Purba Bardhaman	24,435 ⁺⁵³³	19,777 ⁺⁶⁹⁴	114	4,544 ⁻¹⁶¹	8-May-21
18	Paschim Bardhaman	37,276 ⁺⁹³⁸	30,193 ^{+1,026}	218	6,865 ⁻⁸⁸	8-May-21
19	Howrah	60,184 ^{+1,084}	51,524 ^{+1,110}	1,167 ⁺⁵	7,493 ⁻³¹	8-May-21
20	Hooghly	49,907 ⁺⁹⁷⁰	42,946 ⁺⁹³³	596 ⁺⁴	6,365 ⁺³³	8-May-21
21	North 24 Parganas	2,13,335 ^{+3,997}	1,86,323 ^{+3,460}	3,043 ⁺³⁴	23,969 ⁺⁵⁰³	8-May-21
22	South 24 Parganas	61,272 ^{+1,120}	52,469 ^{+1,182}	855 ⁺⁷	7,948 ⁻⁶⁹	8-May-21
23	Kolkata	2,26,883 ^{+3,966}	1,97,000 ^{+3,850}	3,678 ⁺²⁸	26,205 ⁺⁸⁸	8-May-21
24	Other State	66	63	3	0	6-Jun-20
TOTAL		9,93,159^{+19,441}	8,54,805^{+18,454}	12,327⁺¹²⁴	1,26,027⁺⁸⁶³	

#District Wise data is subject to verification and may change

#Daily increase/decrease with respect to previous day is in superscript as +/- (Eg: +4)

VI

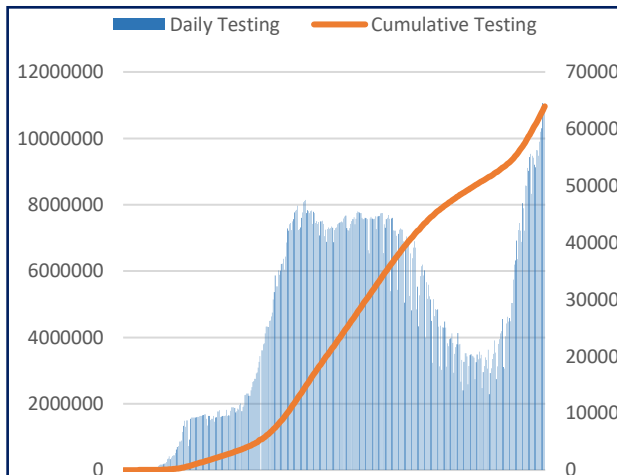
DAILY CUMULATIVE ACTIVE COVID-19 CASES



17th March 2020 to 9th May 2021

VII

SAMPLES TESTED (Daily and Cumulative)



17th March 2020 to 9th May 2021



Department of Health & Family Welfare
Govt. of West Bengal

WEST BENGAL COVID-19 HEALTH BULLETIN – 9th MAY 2021

VIII

UNIT WISE EQUIPMENT SUPPLY (CUMULATIVE)

S. No.	Unit Name	PPE	N95/FFP2	Regular Masks		Gloves	Sanitizer (In ltr.)
				Reusable Mask	Disposable Mask		
1	Alipurduar	17,800	26,250	13,400	1,00,900	89,475	5,092
2	Bankura	46,717	57,116	31,400	66,550	1,57,900	9,061
3	Birbhum	36,150	28,300	32,400	96,050	49,700	6,910
4	Bishnupur HD	15,350	38,449	55,602	32,468	1,66,536	4,000
5	Coochbehar	33,600	29,450	29,200	1,36,375	89,109	6,449
6	Dakshin Dinajpur	20,400	19,650	21,500	1,21,600	1,08,700	5,280
7	Darjeeling	90,411	95,347	22,900	3,44,239	2,54,975	3,656
8	Diamond Harbour HD	52,726	56,013	33,267	1,85,720	1,92,465	9,750
9	Hooghly	82,150	69,983	59,497	3,95,100	46,782	18,211
10	Howrah	1,25,265	91,432	66,580	4,10,165	27,842	11,339
11	Jalpaiguri	34,800	41,754	45,550	1,51,038	2,80,550	8,318
12	Jhargram	19,715	16,520	24,890	69,100	1,32,000	5,468
13	Kalimpong	21,150	23,245	19,800	1,31,992	1,62,649	4,884
14	Malda	26,100	23,200	26,000	87,100	97,700	7,151
15	Murshidabad	36,594	62,202	56,900	7,89,737	1,15,350	5,867
16	Nadia	72,470	55,389	37,100	1,49,050	1,84,300	11,481
17	North 24 Parganas	1,12,000	1,02,594	44,140	9,36,465	3,00,000	11,675
18	Basirhat HD	44,320	59,020	35,636	1,74,000	2,61,150	7,094
19	Paschim Bardhaman	37,850	35,100	17,780	1,21,000	1,21,900	2,257
20	Paschim Medinipur	42,226	61,566	49,858	2,68,357	1,72,335	7,885
21	Purba Bardhaman	65,800	60,100	27,100	1,36,550	1,58,800	11,064
22	Purba Medinipur	54,550	52,030	33,220	4,24,050	74,532	20,481
23	Nandigram HD	18,750	38,026	30,640	1,21,050	1,01,000	8,244
24	Purulia	50,450	36,245	52,700	1,48,550	1,21,700	7,421
25	Rampurhat HD	24,150	29,000	30,300	62,050	76,650	5,637
26	South 24 Parganas	57,450	41,498	88,488	3,32,050	1,41,395	7,084
27	Uttar Dinajpur	35,750	43,550	68,314	2,01,900	3,18,500	9,246
28	Bankura S MC&H	21,415	55,773	10,200	1,99,384	2,94,296	7,428
29	Coochbehar MC&H	13,800	14,900	14,600	58,700	2,71,000	3,442
30	NB MC&H	40,350	1,03,500	20,000	2,24,200	2,46,500	8,390
31	Diamond Harbour MC&H	14,089	32,255	10,100	1,47,750	1,83,050	5,503
32	Malda MC&H	18,800	86,900	13,100	1,88,500	2,58,500	7,708
33	Murshidabad MC&H	31,848	96,364	16,601	1,80,950	72,600	8,390
34	Bardhaman MC&H	23,900	35,377	17,500	1,21,281	3,32,000	6,329
35	Medinipur MC&H	56,400	89,015	38,595	63,350	2,12,595	5,345
36	Purulia MC&H	13,300	24,108	51,600	49,300	1,66,548	12,715
37	Rampurhat MC&H	21,400	40,232	17,600	40,000	88,500	10,048
38	Raiganj MC&H	14,100	13,059	13,100	56,500	87,000	2,246
39	JNM MC&H	93,600	1,47,600	24,000	1,87,000	2,90,500	4,000
40	Sagar Dutta MC&H	93,600	1,47,600	17,600	1,87,000	2,90,500	4,000
41	ID & BG Hospital	57,000	81,500	29,000	1,01,100	1,49,000	4,950
42	RG Kar MCH	40,850	76,822	15,800	3,01,050	80,728	8,664
43	NRS MCH	69,922	1,23,519	32,729	2,15,550	2,93,700	7,276
44	IPGMER & SSKMH	98,900	1,33,800	68,500	47,049	4,99,500	18,167
45	Medical College, Kolkata	1,87,142	1,92,649	22,577	53,528	43,500	10,732
46	CNMCH	52,350	55,500	23,150	1,33,500	2,69,700	3,672
47	Other Govt Dept/Institutions	6,13,937	8,96,504	4,22,532	13,16,040	17,29,678	1,14,209
48	Stock in hand-In Transit	1,76,865	16,15,034	5,14,313	6,65,270	6,69,820	40,569
TOTAL		30,28,262	53,55,040	24,47,359	1,07,30,208	1,05,33,210	5,14,789

*In addition to State supply, local procurement is also done.



Department of Health & Family Welfare Govt. of West Bengal

WEST BENGAL COVID-19 HEALTH BULLETIN – 9th MAY 2021

IX

DETAILS OF TESTING LABS

S. No.	Name of Testing Lab	Samples Tested	Method of Testing	Functional WEF
1	NICED	2,46,600	RT-PCR	Since Beginning
2	SSKM	3,41,074	RT-PCR	17-Mar-20
3	Medinipur MCH	1,82,275	RT-PCR	24-Mar-20
4	North Bengal MCH	4,00,547	RT-PCR	29-Mar-20
5	School of Tropical Medicine	2,57,275	RT-PCR	01-Apr-20
6	Apollo Hospital	66,157	RT-PCR	06-Apr-20
7	Tata Medical Centre	23,865	RT-PCR	06-Apr-20
8	Malda MCH	2,94,663	RT-PCR	08-Apr-20
9	Dr. Lal Pathlab	3,26,363	RT-PCR	17-Apr-20
10	Command Hospital	39,405	RT-PCR	17-Apr-20
11	CNCI	29,812	RT-PCR	22-Apr-20
12	RG Kar MCH	2,93,990	RT-PCR	24-Apr-20
13	SURAKSHA	1,81,194	RT-PCR	24-Apr-20
14	Murshidabad MCH	2,27,440	RT-PCR	26-Apr-20
15	Peerless	80,030	RT-PCR	30-Apr-20
16	Burdwan MCH	2,21,952	RT-PCR	06-May-20
17	MCH Kolkata	1,20,582	RT-PCR	08-May-20
18	NRS MCH	1,57,545	RT-PCR	12-May-20
19	Sanaka Hospitals	1,28,495	RT-PCR	12-May-20
20	Medica Hospital	1,41,719	RT-PCR	15-May-20
21	Bankura MCH	1,94,064	RT-PCR	22-May-20
22	Suri DH	1,52,977	RT-PCR	22-May-20
23	Coochbehar GMCH	2,02,066	RT-PCR	06-Jun-20
24	COMJNM Kalyani	2,00,890	RT-PCR	10-Jun-20
25	Desun Hospital	8,880	RT-PCR	17-Jun-20
26	RN Tagore Hospital	47,965	RT-PCR	24-Jun-20
27	Raigunj MCH	95,634	RT-PCR	26-Jun-20
28	Jagannath Gupta Institute of Medical Sciences	6,522	RT-PCR	06-Jul-20
29	ESI-Postgraduate Institute of Medical Science and Research	14,267	RT-PCR	16-Jul-20
30	Remedy Lifecare, Kolkata	15,697	RT-PCR	21-Jul-20
31	AMRI Dhakuria	61,983	RT-PCR	19-May-20
32	Rampurhat MCH	1,04,938	RT-PCR	19-May-20
33	CNMCH	92,099	RT-PCR	20-May-20
34	DH GMCH	1,99,681	RT-PCR	20-May-20
35	COMSDH	70,241	RT-PCR	27-May-20
36	Purulia Govt. MCH	1,17,903	RT-PCR	03-Jun-20
37	SRL Lab	1,97,471	RT-PCR	18-Jun-20
38	Probe diagnostics	55,334	RT-PCR	14-Aug-20
39	Pulse Diagnostics	72,362	RT-PCR	12-Sep-20
40	RB Diagnostic Kolkata	86,135	RT-PCR	20-Sep-20
41	Purba Medinipur DH	40,005	RT-PCR	24-Sep-20
42	B.P. Poddar Hospital & Medical Research Ltd	3,121	RT-PCR	27-Oct-20
43	Swastik Clinic & Seva Sadan Pvt. Ltd., Birbhum	782	RT-PCR	27-Oct-20
44	Repromed Diagnostic Ltd	25,111	RT-PCR	24-Sep-20
45	Gouri Devi Institute of Medical Sciences and Hospital	3,868	RT-PCR	07-Nov-20
46	IQ City Medical College Durgapur	9,140	RT-PCR	04-Dec-20
47	Imambara DH, Hooghly	38,597	RT-PCR	15-Dec-20
48	Saroj Gupta Cancer Center & Research Institute	3,877	RT-PCR	23-Dec-20
49	Lasco Medicare Pvt. Ltd. Howrah	4,440	RT-PCR	05-Jan-21
50	Icare Institute of Medical Sciences and Research	1,766	RT-PCR	25-Jan-21
51	Sanjiban Hospital, Howrah	3,985	RT-PCR	23-Feb-21
52	GCC DNA Diagnostic Lab	716	RT-PCR	22-Apr-21
53	Quadra Medical Services	245	RT-PCR	01-May-21
54	AMRI Salt Lake	19,578	CBNAAT	01-May-20
55	CMRI	19,523	CBNAAT	13-May-20
56	Asansol DH	7,777	TRUENAT	19-May-20
57	Jhargram DH	2,675	TRUENAT	19-May-20
58	Falakata SSH	3,870	TRUENAT	20-May-20

Note: Average tests per CBNAAT and TRUENAT machines are 32 per day and 16 per day respectively



Department of Health & Family Welfare Govt. of West Bengal

WEST BENGAL COVID-19 HEALTH BULLETIN – 9th MAY 2021

IX

DETAILS OF TESTING LABS

S. No.	Name of Testing Lab	Samples Tested	Method of Testing	Functional WEF
59	Balurghat DH	2,640	TRUENAT	22-May-20
60	Serampore DH	1,187	TRUENAT	25-May-20
61	Uluberia SSH	1,903	TRUENAT	27-May-20
62	Jangipur SDH	1,685	TRUENAT	27-May-20
63	Egra SDH	701	TRUENAT	27-May-20
64	MR Bangur Hospital	415	TRUENAT	28-May-20
65	Chanchal SDH	557	TRUENAT	28-May-20
66	Biswa Bangla Krirangan COVID Hospital	95,734	TRUENAT	31-May-20
67	Woodlands	11,433	CBNAAT	11-Jun-20
68	Alipurduar DH	1,542	TRUENAT	16-Jun-20
69	Basirhat DH	385	TRUENAT	19-Jun-20
70	Anandaloke Sonoscan, Siliguri	10,031	TRUENAT	27-Jun-20
71	Gangarampur SDH	1,257	CBNAAT	16-Jul-20
72	Contai SDH	1,891	TRUENAT	20-Jul-20
73	ILS hospital	2,502	TRUENAT	25-Jul-20
74	Uttar Latabari DH	176	TRUENAT	04-Aug-20
75	Nandigram SSH/DH	792	TRUENAT	04-Aug-20
76	Panskura Hospital	436	TRUENAT	06-Aug-20
77	Chittaranjan Seva Sadan Hospital	1,721	TRUENAT	10-Aug-20
78	Dr. PK Saha Hospital, Coochbihar	5,080	TRUENAT	11-Aug-20
79	Salt Lake SDH	846	TRUENAT	13-Aug-20
80	Charnock Hospital	7,216	TRUENAT	14-Aug-20
81	Gabberia SGH	317	TRUENAT	15-Aug-20
82	Spandan Disgnostic Center	11,006	TRUENAT	16-Aug-20
83	Kakdwip SSH	277	TRUENAT	17-Aug-20
84	Mal SSH	197	TRUENAT	18-Aug-20
85	Howrah DH	182	TRUENAT	21-Aug-20
86	Sagardighi SSH	568	TRUENAT	02-Sep-20
87	Domkal SSH	164	TRUENAT	06-Sep-20
88	Udaynarayanpur SGH Howrah	53	TRUENAT	07-Sep-20
89	GD Hospital & Diabetes Institute, Howrah	2,069	CBNAAT	08-Sep-20
90	Nightingale Diagnostic & Medicare Centre	5,053	TRUENAT	12-Sep-20
91	Bhagirathi Neotia Woman * Child Care Centre	744	CBNAAT	16-Sep-20
92	Krishnanagar DTC	171	TRUENAT	29-Sep-20
93	Mission Hospital, Durgapur	12,853	TRUENAT	29-Sep-20
94	Medinova, Kolkata	4,304	TRUENAT	01-Oct-20
95	MSS Bansal Medical, Kolkata	11,240	TRUENAT	02-Oct-20
96	TLJ, SGH, Howrah	292	TRUENAT	02-Oct-20
97	Narayan Memorial Hospital, Kolkata	576	TRUENAT	02-Oct-20
98	Kalimpong DH	357	TRUENAT	06-Oct-20
99	Mirik BPHC, Darjeeling	136	TRUENAT	09-Oct-20
100	Barjore SSH, Bankura	366	TRUENAT	11-Oct-20
101	Darjeeling DH	276	TRUENAT	11-Oct-20
102	Metropolis Kolkata	48,451	TRUENAT	14-Oct-20
103	Laboratory Services, Healthworld Hospitals, Durgapur	4,523	TRUENAT	04-Dec-20
104	Neotia Getwel Healthcare Centre, Siliguri	750	CBNAAT	09-Jan-21
105	Arogya Niketan Nursing Home	1,462	TRUENAT	16-Jan-21
106	Ruby General Hospital	1,504	CBNAAT	20-Jan-21
107	Cliniperfect Polyclinic and Diagnostics	737	TRUENAT	23-Feb-21
108	10 Air Force Hospital, Hasimara	673	TRUENAT	23-Apr-21
109	4 Air Force Hospital, Midnapore	915	TRUENAT	23-Apr-21
110	164 Military Hospital, Binnaguri	1,324	TRUENAT	23-Apr-21
111	Central Hospital, SE Railway, Kolkata	512	CBNAAT	23-Apr-21
112	Zenith super speciality hospital	462	TRUENAT	23-Apr-21
113	Alipurduar Railway Hospital	2,066	TRUENAT	23-Apr-21
114	Antigen Test done within the State	44,61,016	-	-
115	Samples Tested in Labs Outside the State	2,95,847	RT-PCR	-
	TOTAL	1,09,68,741		

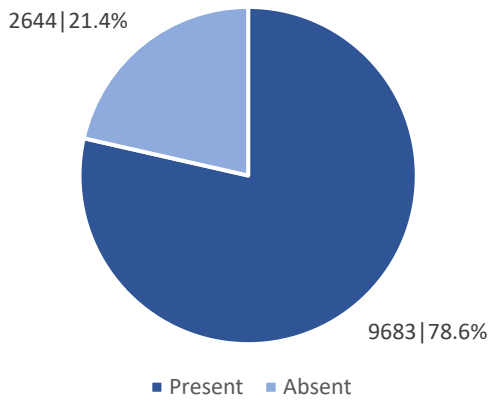
Note: Average tests per CBNAAT and TRUENAT machines are 32 per day and 16 per day respectively



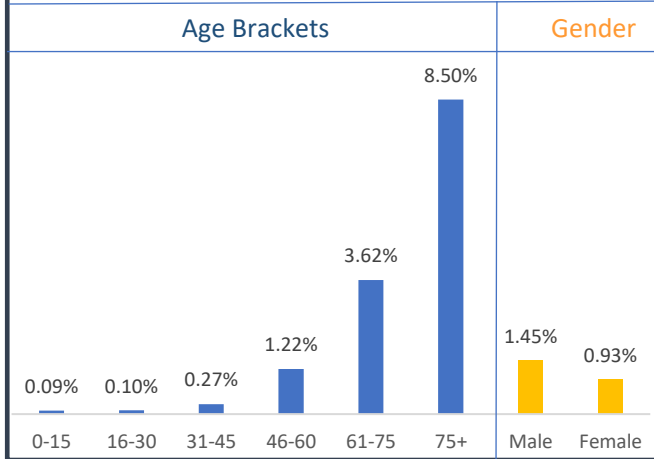
WEST BENGAL COVID-19 HEALTH BULLETIN – 9th MAY 2021

X

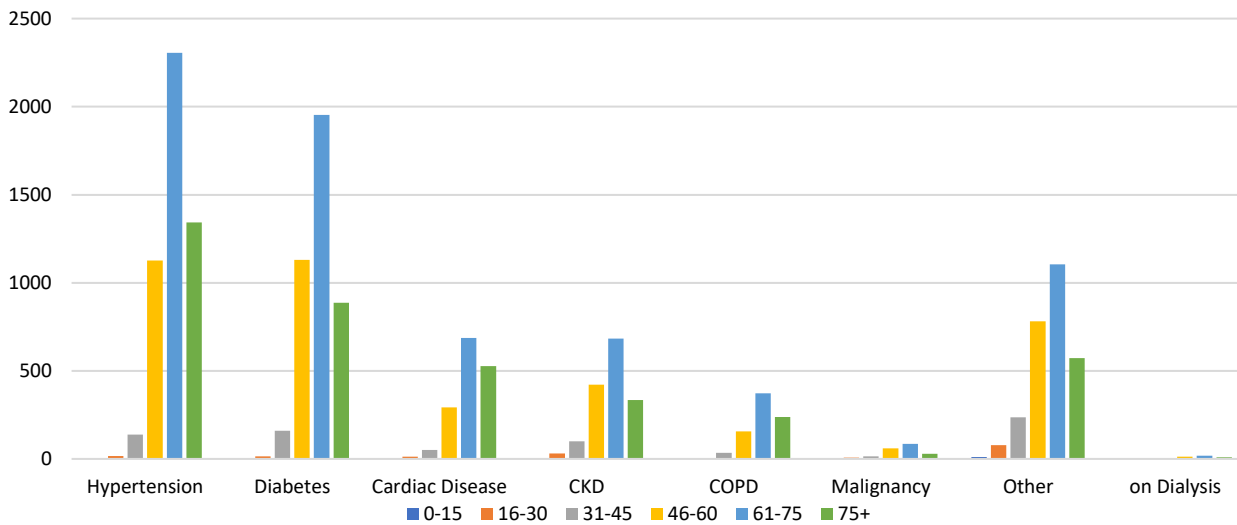
Comorbidity Status in Deceased Cases (n=12,327)



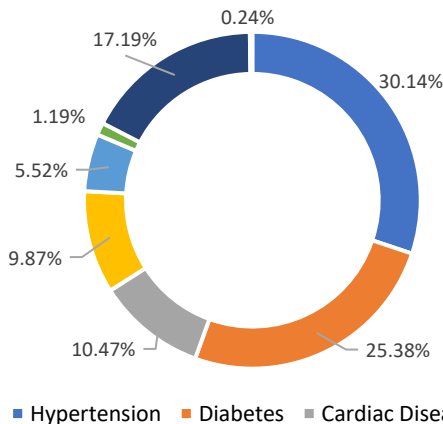
Fatality Rate in Respective Age Brackets & Gender Group



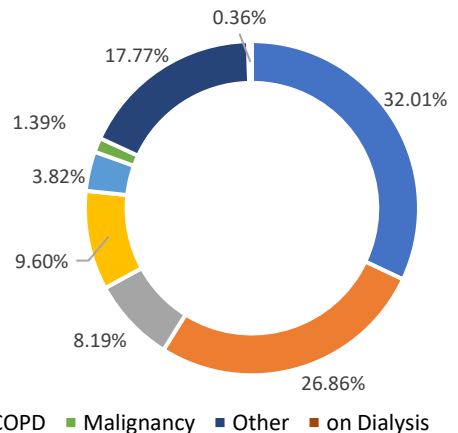
Age Group Wise Comorbidities Among Deceased



Share of Comorbidities in Male



Share of Comorbidities in Female



FATALITY ANALYSIS



Department of Health & Family Welfare Govt. of West Bengal

WEST BENGAL COVID-19 HEALTH BULLETIN – 9th MAY 2021

XI
EQUIPMENT SUPPLY

S. No	Equipment	Ordered by State Govt.	Received Yesterday	Total Received by State Govt.	Order Pending
1	PPEs	32.10 L	2,000	29.57 L	2.53 L
2	N95/FFP2 Masks	54.20 L	10,000	52.59 L	1.61 L
3	Regular Masks	123.84 L	20,000	111.50 L	12.34 L
4	Hand Sanitizers (In Ltrs.)	5.01 L	1,000	4.97 L	0.04 L
5	Gloves	125.00 L	20,000	102.20 L	22.80 L
6	Thermal Guns	20,000	NIL	20,000	NIL

XII
DEDICATED COVID-19 HELPLINE (24 X 7)

1. Dedicated COVID-19 Helpline : **1800 313 444 222**
2. Direct Telemedicine Line : **033 23576001**
3. Ambulance Service : **033 40902929**
4. COVID Telemedicine App "[Covid Telemedicine WB](#)" on Google Play Store
 - These services include allocation of beds in Govt. hospitals and Safe Homes
 - Telemedicine for citizens at large and those in home isolation
 - Ambulance service includes guidance and provision of Govt. ambulance
5. Tele-Psychological counselling services have started since August 1st, 2020.

General Queries			
1	A	Total Queries addressed in last 24 hours	5,493
	B	Total Queries addressed till 8 th May	16,91,007
Telemedicine			
2	A	Total consultations given in last 24 hours	2,640
	B	Total consultations given till 8 th May	6,41,195
Ambulance Services			
3	A	Ambulances assigned in last 24 hours	1,258
	B	Total calls received in last 24 hours	1,258
Tele-Psychological Counselling			
4	A	Counselling given in last 24 hours	1,254
	B	Counselling given till 8 th May	3,32,121

State Government Interventions :

- Status of availability of beds for COVID positive patients in government and private hospitals is available at Health & FW Department's website: www.wbhealth.gov.in
- Safe Homes : An initiative by the Government of West Bengal for care and treatment of asymptomatic/mild symptomatic COVID patients for whom home isolation is not possible /advisable
- As per State Government advisory Satellite Health Facilities are being developed by private hospitals in close vicinity of their hospitals as separate health facility for treatment of asymptomatic/mild symptomatic COVID patients. This intervention is expected to free beds in the hospitals for serious patients.

All the guidelines and orders relating to Covid-19 are posted on www.wbhealth.gov.in

You can follow us on :

Facebook at: <https://www.facebook.com/wbdhfw/>

Twitter at: <https://twitter.com/wbdhfw>