



# Department of Health & Family Welfare Govt. of West Bengal

## WEST BENGAL COVID-19 HEALTH BULLETIN – 8<sup>th</sup> SEPTEMBER 2020

### Active COVID-19 Cases as on 8<sup>th</sup> September: 23,254

S. No	Subject	Number
1	Total COVID-19 Cases till 7 <sup>th</sup> September	1,83,865
2	New COVID-19 Cases on 8 <sup>th</sup> September	3,091
<b>3</b>	<b>Total COVID-19 Cases till 8<sup>th</sup> September (1+2)</b>	<b>1,86,956</b>
4	Total Discharged	1,60,025 (+2,996)
5	Total Deaths as on 8 <sup>th</sup> September*	3,677 (+57)
<b>6</b>	<b>Active COVID-19 Cases as on 8<sup>th</sup> September</b>	<b>23,254 (+38)</b>
7	Discharge Rate (4/3)	85.60%

**Note:** All figures updated till 9AM, 8<sup>th</sup> September

#Daily increase/decrease with respect to previous day is shown as (+/-)

\*Complete analysis can be referred from **Section X**, (Page no. 5)

S. No	Subject	Number
1	Samples Tested till 7 <sup>th</sup> September	22,00,906
2	Samples Tested on 8 <sup>th</sup> September	42,388
<b>3</b>	<b>Total Number of Samples Tested till 8<sup>th</sup> September (1+2)</b>	<b>22,43,294</b>
4	Tests per Million population	24,925
5	% of Positive Cases out of Samples Tested	8.33%
6	Total Testing Laboratories*	73
7	Testing Laboratories added this week	3
8	Testing Laboratories pending approval	1

\*Detailed breakup of these laboratories is given on **Page 4**

S. No	Subject	Number
1	Total Number of Hospitals dedicated for treating COVID-19	92
2	Total Number of Govt. Hospitals dedicated for treating COVID-19	37
3	Total Number of Pvt. Hospitals requisitioned for treating COVID-19	55
4	Total Number of earmarked COVID-19 Beds	12,385
5	% Occupancy in COVID Beds	33.67%
6	Total ICU Beds in the COVID Hospitals	1,243
7	Total Number of Ventilators in the COVID Hospitals	790

Institutional Quarantine		
1	Total Govt. Quarantine Centres	582
2	Total number of people in Govt. Quarantine Centres	2,458
3	Total number of people released from Govt. Quarantine Centres	1,07,439
Home Quarantine		
1	Total Home Quarantined People	5,71,447
2	Total number of people currently in Home Quarantine	64,921
3	Total number of people released from Home Quarantine	5,06,526
Safe Homes		
1	Total Number of Safe Homes	200
2	Total Number of Beds in Safe Homes	11,507
3	Total Number of Patients in Safe Homes currently	1,766



# Department of Health & Family Welfare Govt. of West Bengal

## WEST BENGAL COVID-19 HEALTH BULLETIN – 8<sup>th</sup> SEPTEMBER 2020

V

DISTRICT SNAPSHOT#

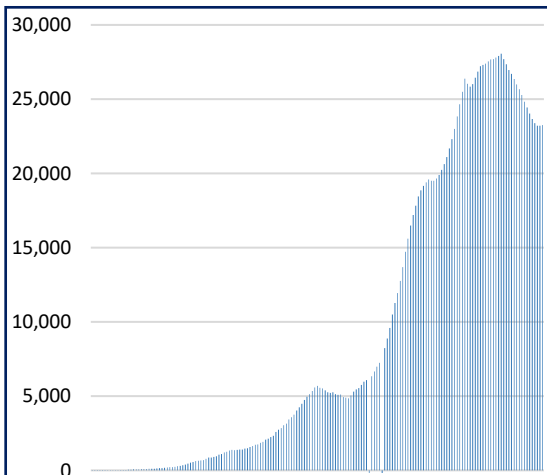
1	2	3	4	5	6 = 3-4-5	7
S. No	District	Total Cases	Total Discharged	Total Deaths	Total Active Cases	Last Reported Case
1	Alipurduar	2,932 <sup>+81</sup>	2,200 <sup>+119</sup>	24 <sup>+1</sup>	708 <sup>-39</sup>	7- Sept
2	Coochbehar	3,863 <sup>+72</sup>	3,102 <sup>+132</sup>	15 <sup>+1</sup>	746 <sup>-61</sup>	7- Sept
3	Darjeeling	5,771 <sup>+91</sup>	4,987 <sup>+58</sup>	82 <sup>+1</sup>	702 <sup>+32</sup>	7- Sept
4	Kalimpong	551 <sup>+12</sup>	484 <sup>+9</sup>	3	64 <sup>+3</sup>	7- Sept
5	Jalpaiguri	4,299 <sup>+63</sup>	3,673 <sup>+177</sup>	37	589 <sup>-114</sup>	7- Sept
6	Uttar Dinajpur	2,575 <sup>+78</sup>	2,287 <sup>+38</sup>	23	265 <sup>+40</sup>	7- Sept
7	Dakshin Dinajpur	4,171 <sup>+64</sup>	3,782 <sup>+36</sup>	27 <sup>+1</sup>	362 <sup>+27</sup>	7- Sept
8	Malda	5,245 <sup>+21</sup>	4,945 <sup>+27</sup>	40	260 <sup>-6</sup>	7- Sept
9	Murshidabad	3,921 <sup>+90</sup>	3,390 <sup>+51</sup>	49 <sup>+1</sup>	482 <sup>+38</sup>	7- Sept
10	Nadia	4,774 <sup>+149</sup>	3,881 <sup>+103</sup>	51 <sup>+3</sup>	842 <sup>+43</sup>	7- Sept
11	Birbhum	2,482 <sup>+79</sup>	2,113 <sup>+42</sup>	18	351 <sup>+37</sup>	7- Sept
12	Purulia	1,757 <sup>+33</sup>	1,435 <sup>+81</sup>	6	316 <sup>-48</sup>	7- Sept
13	Bankura	3,410 <sup>+130</sup>	2,675 <sup>+114</sup>	25	710 <sup>+16</sup>	7- Sept
14	Jhargram	310 <sup>+4</sup>	264 <sup>+3</sup>	2	44 <sup>+1</sup>	7- Sept
15	Paschim Medinipur	6,043 <sup>+175</sup>	4,742 <sup>+152</sup>	63 <sup>+2</sup>	1,238 <sup>+21</sup>	7- Sept
16	Purba Medinipur	7,722 <sup>+298</sup>	6,243 <sup>+156</sup>	82 <sup>+4</sup>	1,397 <sup>+138</sup>	7- Sept
17	Purba Bardhaman	3,295 <sup>+107</sup>	2,759 <sup>+61</sup>	23	513 <sup>+46</sup>	7- Sept
18	Paschim Bardhaman	4,668 <sup>+118</sup>	3,719 <sup>+96</sup>	39	910 <sup>+22</sup>	7- Sept
19	Howrah	14,422 <sup>+106</sup>	12,987 <sup>+110</sup>	426 <sup>+6</sup>	1,009 <sup>-10</sup>	7- Sept
20	Hooghly	9,137 <sup>+217</sup>	7,524 <sup>+98</sup>	156 <sup>+4</sup>	1,457 <sup>+115</sup>	7- Sept
21	North 24 Parganas	38,868 <sup>+581</sup>	33,133 <sup>+702</sup>	832 <sup>+12</sup>	4,903 <sup>-133</sup>	7- Sept
22	South 24 Parganas	12,752 <sup>+142</sup>	11,193 <sup>+149</sup>	240 <sup>+2</sup>	1,319 <sup>-9</sup>	7- Sept
23	Kolkata	43,922 <sup>+380</sup>	38,444 <sup>+482</sup>	1,411 <sup>+19</sup>	4,067 <sup>-121</sup>	7- Sept
24	Other State	66	63	3	0	6-June
<b>TOTAL</b>		<b>1,86,956<sup>+3,091</sup></b>	<b>1,60,025<sup>+2,996</sup></b>	<b>3,677<sup>+57</sup></b>	<b>23,254<sup>+38</sup></b>	

#District Wise data is subject to verification and may change

#Daily increase/decrease with respect to previous day is in superscript as +/- (Eg: <sup>+4</sup>)

VI

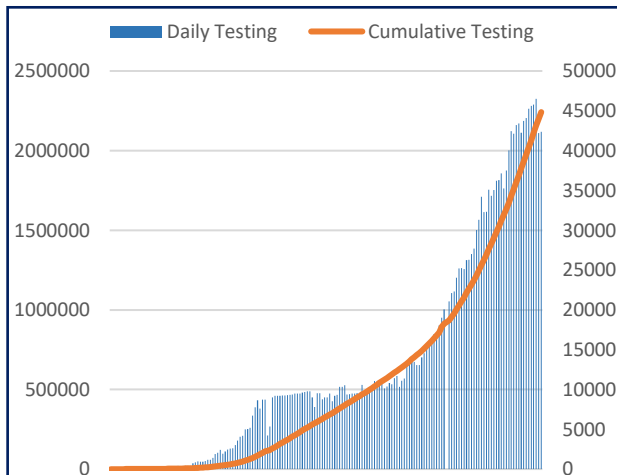
DAILY CUMULATIVE ACTIVE COVID-19 CASES



17<sup>th</sup> March to 8<sup>th</sup> Sep

VII

SAMPLES TESTED (Daily and Cumulative)



17<sup>th</sup> March to 8<sup>th</sup> Sep



## Department of Health & Family Welfare Govt. of West Bengal

### WEST BENGAL COVID-19 HEALTH BULLETIN – 8<sup>th</sup> SEPTEMBER 2020

**VIII**

**UNIT WISE EQUIPMENT SUPPLY (CUMULATIVE)**

S. No.	Unit Name	PPE	N95/FFP2	Regular Masks		Gloves	Sanitizer (In ltr.)
				Reusable Mask	Disposable Mask		
1	Alipurduar	13,800	17,250	13,400	78,400	49,700	3,742.0
2	Bankura	29,250	29,200	25,800	1,06,550	66,200	5,748.0
3	Birbhum	25,450	17,300	30,400	57,550	11,200	4,621.0
4	Bishnupur HD	10,350	20,900	49,100	89,250	76,700	4,861.0
5	Coochbehar	24,600	17,450	25,700	23,100	4,700	3,404.0
6	Dakshin Dinajpur	13,900	13,650	21,500	81,100	56,200	4,271.0
7	Darjeeling	28,250	28,650	22,900	24,200	6,700	4,098.0
8	Diamond Harbour HD	33,750	22,300	28,000	80,550	54,500	3,034.0
9	Hooghly	38,370	28,250	43,000	1,06,700	73,600	7,341.0
10	Howrah	78,950	46,000	56,780	1,30,050	1,49,200	5,731.0
11	Jalpaiguri	25,800	23,600	45,300	78,000	14,700	4,363.0
12	Jhargram	8,550	9,300	24,890	41,050	36,200	3,443.0
13	Kalimpong	13,150	14,800	19,000	47,550	8,200	3,070.5
14	Malda	19,600	17,200	26,000	63,100	70,700	6,151.0
15	Murshidabad	22,333	32,880	44,700	91,100	59,200	10,080.0
16	Nadia	45,070	21,240	36,800	96,550	90,700	4,531.0
17	North 24 Parganas	55,800	38,240	31,440	1,14,000	52,700	6,433.5
18	Basirhat HD	34,320	29,230	32,280	1,04,550	1,19,000	3,697.0
19	Paschim Bardhaman	24,650	22,400	17,580	63,500	80,900	1,407.0
20	Paschim Medinipur	25,950	30,300	36,590	1,04,550	1,02,700	5,835.0
21	Purba Bardhaman	37,650	31,200	23,800	90,050	92,200	6,843.0
22	Purba Medinipur	33,550	21,200	32,220	24,550	28,100	1,731.0
23	Nandigram HD	10,250	19,900	30,140	87,050	60,700	5,929.0
24	Purulia	33,950	21,600	48,700	1,00,550	87,200	6,171.0
25	Rampurhat HD	16,650	19,100	28,300	38,550	44,000	3,787.0
26	South 24 Parganas	32,450	21,100	29,900	63,250	50,400	1,941.0
27	Uttar Dinajpur	30,750	28,550	41,600	75,050	61,200	4,403.0
28	Bankura S MC&H	11,500	28,150	10,200	1,21,000	1,25,900	1,760.0
29	Coochbehar MC&H	10,800	10,400	14,600	38,000	51,000	2,192.0
30	NB MC&H	26,350	56,000	20,000	1,51,200	1,38,500	5,290.0
31	Diamond Harbour MC&H	12,300	13,200	10,100	98,500	1,05,500	2,398.0
32	Malda MC&H	13,800	42,100	13,100	1,39,500	1,45,500	3,818.0
33	Murshidabad MC&H	24,630	40,950	14,600	82,500	1,14,000	1,940.0
34	Bardhaman MC&H	17,400	24,100	17,500	1,17,500	1,25,500	2,698.0
35	Medinipur MC&H	30,300	37,700	27,100	1,67,500	1,22,500	7,198.0
36	Purulia MC&H	11,300	15,200	51,600	73,500	86,000	3,398.0
37	Rampurhat MC&H	16,400	14,400	17,600	29,000	40,500	7,398.0
38	Raiganj MC&H	10,600	9,900	13,100	31,000	40,500	1,690.0
39	JNM MC&H	17,400	20,000	24,000	45,000	27,500	2,172.0
40	Sagar Dutta MC&H	30,020	43,830	17,600	96,050	1,20,000	4,778.0
41	ID & BG Hospital	33,050	43,800	20,600	73,100	53,500	2,671.0
42	RG Kar MCH	29,850	50,000	15,800	2,00,550	2,10,700	5,007.0
43	NRS MCH	41,250	47,500	30,300	1,16,550	1,04,200	3,340.0
44	IPGMER & SSKMH	73,900	73,590	55,100	3,07,550	2,96,500	8,767.0
45	Medical College, Kolkata	95,450	86,000	18,800	1,94,050	2,51,500	5,412.0
46	CNMCH	40,850	41,300	23,150	1,16,500	52,500	3,372.0
47	Other Govt Dept/Institutions	3,09,876	2,72,245	1,88,838	7,22,326	6,73,302	39,478.3
48	Stock in hand-In Transit	6,43,093	4,04,885	7,05,851	2,83,882	3,608	28,345.9
<b>TOTAL</b>		<b>22,67,262</b>	<b>20,18,040</b>	<b>21,75,359</b>	<b>52,65,208</b>	<b>44,96,210</b>	<b>2,69,790.2</b>

*\*In addition to State supply, local procurement is also done.*



# Department of Health & Family Welfare Govt. of West Bengal

## WEST BENGAL COVID-19 HEALTH BULLETIN – 8<sup>th</sup> SEPTEMBER 2020

IX

DETAILS OF TESTING LABS

S. No.	Name of Testing Lab	Samples Tested	Method of Testing	Functional WEF
1	NICED	1,14,683	RT-PCR	Since Beginning
2	SSKM	1,20,795	RT-PCR	17-Mar
3	Medinipur MCH	99,495	RT-PCR	24-Mar
4	North Bengal MCH	1,31,343	RT-PCR	29-Mar
5	School of Tropical Medicine	75,809	RT-PCR	01-Apr
6	Apollo Hospital	14,479	RT-PCR	06-Apr
7	Tata Medical Centre	10,572	RT-PCR	06-Apr
8	Malda MCH	82,885	RT-PCR	08-Apr
9	Dr. Lal Pathlab	97,457	RT-PCR	17-Apr
10	Command Hospital	11,741	RT-PCR	17-Apr
11	CNCI	8,910	RT-PCR	22-Apr
12	RG Kar MCH	99,652	RT-PCR	24-Apr
13	SURAKSHA	57,874	RT-PCR	24-Apr
14	Murshidabad MCH	70,303	RT-PCR	26-Apr
15	Peerless	19,061	RT-PCR	30-Apr
16	Burdwan MCH	64,802	RT-PCR	06-May
17	MCH Kolkata	36,079	RT-PCR	08-May
18	NRS MCH	40,637	RT-PCR	12-May
19	Sanaka Hospitals	46,812	RT-PCR	12-May
20	Medica Hospital	49,578	RT-PCR	15-May
21	Bankura MCH	54,545	RT-PCR	22-May
22	Suri DH	40,105	RT-PCR	22-May
23	Coochbehar GMCH	21,254	RT-PCR	06-Jun
24	COMJNM Kalyani	42,489	RT-PCR	10-Jun
25	Desun Hospital	1,728	RT-PCR	17-Jun
26	RN Tagore Hospital	6,414	RT-PCR	24-Jun
27	Raigunj MCH	24,070	RT-PCR	26-Jun
28	Jagannath Gupta Institute of Medical Sciences	1,286	RT-PCR	06-Jul
29	ESI-Postgraduate Institute of Medical Science and Research	2,356	RT-PCR	16-Jul
30	Remedy Lifecare, Kolkata	2,111	RT-PCR	21-Jul
31	AMRI Dhakuria	12,096	RT-PCR	19-May
32	Rampurhat MCH	22,558	RT-PCR	19-May
33	CNMCH	15,828	RT-PCR	20-May
34	DH GMCH	20,986	RT-PCR	20-May
35	COMSDH	13,052	RT-PCR	27-May
36	Purulia Govt. MCH	20,179	RT-PCR	03-Jun
37	SRL Lab	8,234	RT-PCR	18-Jun
38	Probe diagnostics	429	RT-PCR	14-Aug
39	AMRI Salt Lake	5,100	CBNAAT	01-May
40	CMRI	3,990	CBNAAT	13-May
41	Asansol DH	1,337	TRUENAT	19-May
42	Jhargram DH	1,097	TRUENAT	19-May
43	Falakata SSH	2,187	TRUENAT	20-May
44	Balurghat DH	1,701	TRUENAT	22-May
45	Serampore DH	1,032	TRUENAT	25-May
46	Uluberia SSH	1,159	TRUENAT	27-May
47	Jangipur SDH	857	TRUENAT	27-May
48	Egra SDH	331	TRUENAT	27-May
49	MR Bangur Hospital	326	TRUENAT	28-May
50	Chanchal SDH	365	TRUENAT	28-May
51	Biswa Bangla Krirangan COVID Hospital	27,087	TRUENAT	31-May
52	Woodlands	1,897	CBNAAT	11-Jun
53	Alipurduar DH	1,345	TRUENAT	16-Jun
54	Basirhat DH	248	TRUENAT	19-Jun
55	Anandaloke Sonoscan, Siliguri	784	TRUENAT	27-Jun
56	Gangarampur SDH	533	CBNAAT	16-Jul
57	Contai SDH	286	TRUENAT	20-Jul
58	ILS hospital	531	TRUENAT	25-Jul
59	Uttar Latabari DH	72	TRUENAT	04-Aug
60	Nandigram SSH/DH	166	TRUENAT	04-Aug
61	Panskura Hospital	55	TRUENAT	06-Aug
62	Chittaranjan Seva Sadan Hospital	85	TRUENAT	10-Aug
63	Dr. PK Saha Hospital, Coochbihar	381	TRUENAT	11-Aug
64	Salt Lake SDH	96	TRUENAT	13-Aug
65	Charnock Hospital	235	TRUENAT	14-Aug
66	Gabberia SGH	24	TRUENAT	15-Aug
67	Spandan Disgnostic Center	665	TRUENAT	16-Aug
68	Kakdwip SSH	39	TRUENAT	17-Aug
69	Mal SSH	33	TRUENAT	18-Aug
70	Howrah DH	33	TRUENAT	21-Aug
71	Sagardighi SSH	1	TRUENAT	2-Sept
72	Domkal SSH	4	TRUENAT	6-Sept
73	Udaynarayanpur SGH Howrah	2	TRUENAT	7- Sept
74	Antigen Test done within the State	5,84,719	-	-
75	Samples Tested in Labs Outside the State	41,804	RT-PCR	-
<b>TOTAL</b>		<b>22,43,294</b>		

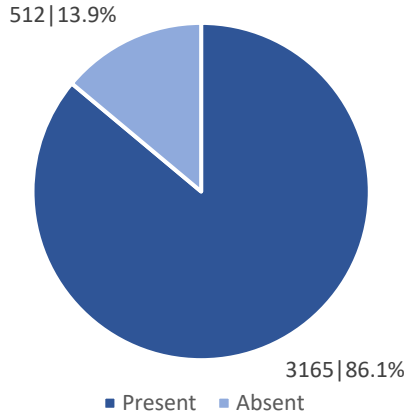
Note: Average tests per CBNAAT and TRUENAT machines are 32 per day and 16 per day respectively



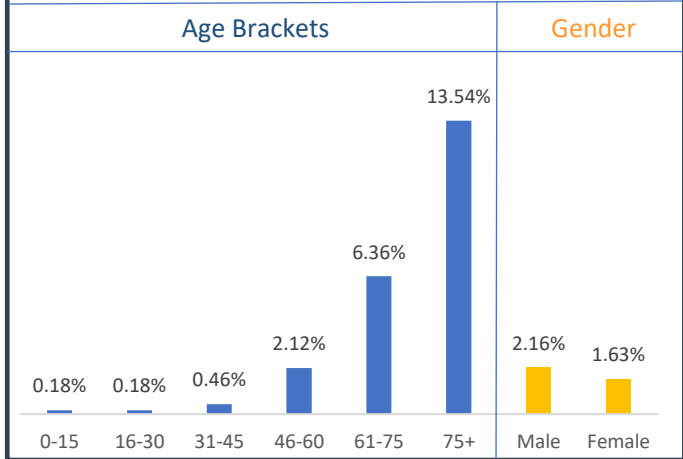
WEST BENGAL COVID-19 HEALTH BULLETIN – 8<sup>th</sup> SEPTEMBER 2020

X

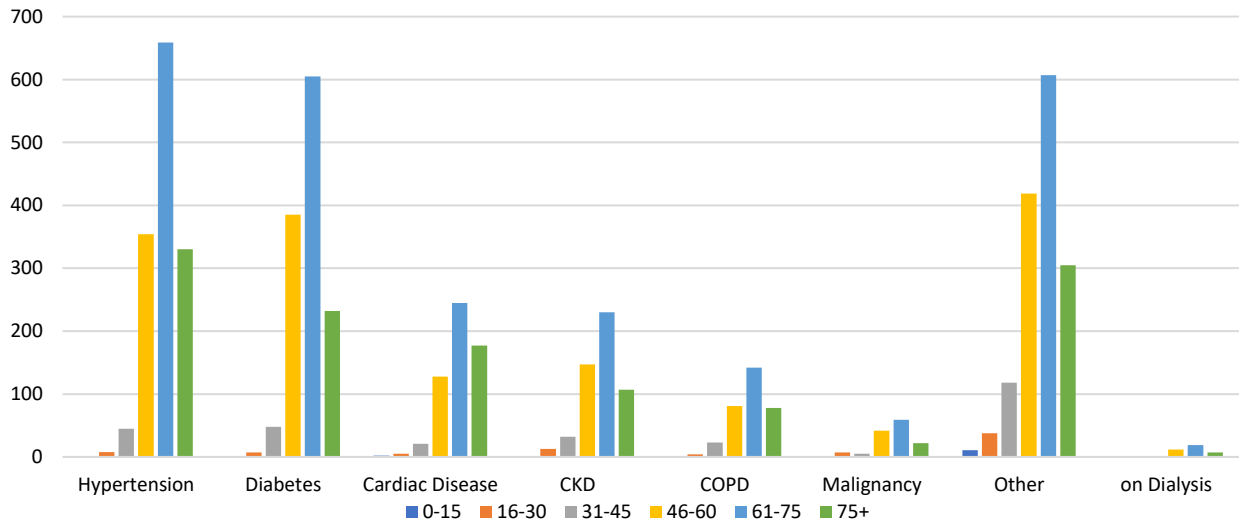
**Comorbidity Status in Deceased Cases (n=3,677)**



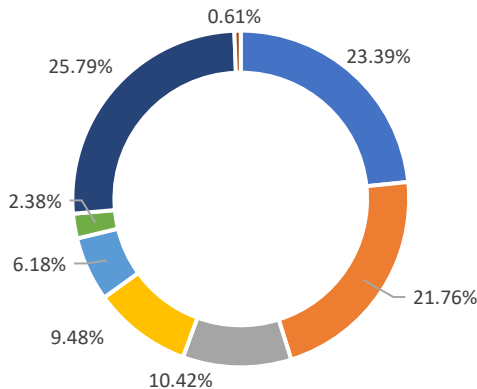
**Fatality Rate in Respective Age Brackets & Gender Group**



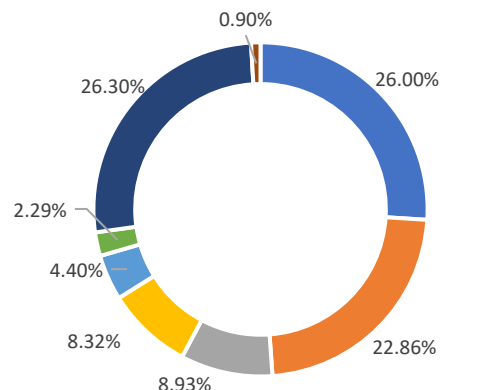
**Age Group Wise Comorbidities Among Deceased**



**Share of Comorbidities in Male**



**Share of Comorbidities in Female**



FATALITY ANALYSIS

■ Hypertension ■ Diabetes ■ Cardiac Disease ■ CKD ■ COPD ■ Malignancy ■ Other ■ on Dialysis



# Department of Health & Family Welfare Govt. of West Bengal

## WEST BENGAL COVID-19 HEALTH BULLETIN – 8<sup>th</sup> SEPTEMBER 2020

### XI

#### EQUIPMENT SUPPLY

S. No	Equipment	Ordered by State Govt.	Received Yesterday	Total Received by State Govt.	Order Pending
1	PPEs	29.10 L	7,000	21.96 L	7.14 L
2	N95/FFP2 Masks	37.50 L	20,000	19.22 L	18.28 L
3	Regular Masks	59.50 L	30,000	54.13 L	5.37 L
4	Hand Sanitizers (In Ltrs.)	2.56 L	500	2,52,000	4,000
5	Gloves	44.50 L	25,000	41.83 L	2.67 L
6	Thermal Guns	20,000	NIL	20,000	NIL

### XII

#### DEDICATED COVID-19 HELPLINE (24 X 7)

1. Dedicated COVID-19 Helpline : **1800 313 444 222**
2. Direct Telemedicine Line : **033 23576001**
3. Ambulance Service : **033 40902929**
4. COVID Telemedicine App "[Covid Telemedicine WB](#)" on Google Play Store
  - These services include allocation of beds in Govt. hospitals and Safe Homes
  - Telemedicine for citizens at large and those in home isolation
  - Ambulance service includes guidance and provision of Govt. ambulance
5. Tele-Psychological counselling services have started since August 1<sup>st</sup>, 2020.

General Queries			
1	A	Total Queries addressed in last 24 hours	3,907
	B	Total Queries addressed till 7 <sup>th</sup> September	11,70,574
Telemedicine			
2	A	Total consultations given in last 24 hours	4,212
	B	Total consultations given till 7 <sup>th</sup> September	1,79,143
Ambulance Services			
3	A	Ambulances assigned in last 24 hours	486
	B	Total calls received in last 24 hours	501
Tele-Psychological Counselling			
4	A	Counselling given in last 24 hours	1,361
	B	Counselling given till 7 <sup>th</sup> September	53,739

#### State Government Interventions :

- Status of availability of beds for COVID positive patients in government and private hospitals is available at Health & FW Department's website: [www.wbhealth.gov.in](http://www.wbhealth.gov.in)
- Safe Homes : An initiative by the Government of West Bengal for care and treatment of asymptomatic/mild symptomatic COVID patients for whom home isolation is not possible /advisable
- As per State Government advisory Satellite Health Facilities are being developed by private hospitals in close vicinity of their hospitals as separate health facility for treatment of asymptomatic/mild symptomatic COVID patients. This intervention is expected to free beds in the hospitals for serious patients.

All the guidelines and orders relating to Covid-19 are posted on [www.wbhealth.gov.in](http://www.wbhealth.gov.in)

You can follow us on :

Facebook at: <https://www.facebook.com/wbdhfw/>

Twitter at: <https://twitter.com/wbdhfw>