



# Department of Health & Family Welfare Govt. of West Bengal

## WEST BENGAL COVID-19 HEALTH BULLETIN – 8<sup>th</sup> NOVEMBER 2020

**Active COVID-19 Cases as on 8<sup>th</sup> November: 34,566**

### COVID 19 STATUS

S. No	Subject	Number
1	Total COVID-19 Cases till 7 <sup>th</sup> November	4,01,394
2	New COVID-19 Cases on 8 <sup>th</sup> November	3,920
<b>3</b>	<b>Total COVID-19 Cases till 8<sup>th</sup> November (1+2)</b>	<b>4,05,314</b>
4	Total Discharged	3,63,454 (+4,383)
5	Total Deaths as on 8 <sup>th</sup> November*	7,294 (+59)
<b>6</b>	<b>Active COVID-19 Cases as on 8<sup>th</sup> November</b>	<b>34,566 (-522)</b>
7	Discharge Rate (4/3)	89.67%

**Note:** All figures updated till 9AM, 8<sup>th</sup> November

#Daily increase/decrease with respect to previous day is shown as (+/-)

\*Complete analysis can be referred from **Section X**, (Page no. 5)

### TESTING SNAPSHOT

S. No	Subject	Number
1	Samples Tested till 7 <sup>th</sup> November	48,69,554
2	Samples Tested on 8 <sup>th</sup> November	45,187
<b>3</b>	<b>Total Number of Samples Tested till 8<sup>th</sup> November (1+2)</b>	<b>49,14,741</b>
4	Tests per Million population	54,608
5	% of Positive Cases out of Samples Tested	8.25%
6	Total Testing Laboratories*	95
7	Testing Laboratories added this week	1
8	Testing Laboratories pending approval	1

\*Detailed breakup of these laboratories is given on **Page 4 and Page 5**

### INFRASTRUCTURE DETAILS

S. No	Subject	Number
1	Total Number of Hospitals dedicated for treating COVID-19	101
2	Total Number of Govt. Hospitals dedicated for treating COVID-19	44
3	Total Number of Pvt. Hospitals requisitioned for treating COVID-19	57
4	Total Number of earmarked COVID-19 Beds	13,508
5	% Occupancy in COVID Beds	34.59%
6	Total ICU/HDU Beds in the COVID Hospitals	1,809
7	Total Number of Ventilators in the COVID Hospitals	1090

### IV

### QUARANTINE DETAILS

Institutional Quarantine		
1	Total Govt. Quarantine Centres	582
2	Total number of people in Govt. Quarantine Centres	2,280
3	Total number of people released from Govt. Quarantine Centres	1,08,210
Home Quarantine		
1	Total Home Quarantined People	9,45,282
2	Total number of people currently in Home Quarantine	96,864
3	Total number of people released from Home Quarantine	8,48,418
Safe Homes		
1	Total Number of Safe Homes	200
2	Total Number of Beds in Safe Homes	11,507
3	Total Number of Patients in Safe Homes currently	1,410



# Department of Health & Family Welfare Govt. of West Bengal

## WEST BENGAL COVID-19 HEALTH BULLETIN – 8<sup>th</sup> NOVEMBER 2020

V

DISTRICT SNAPSHOT#

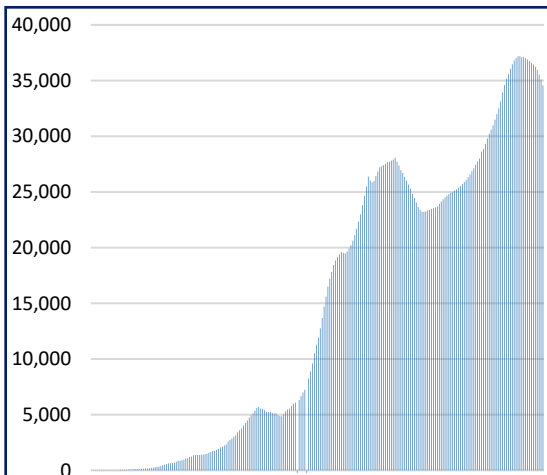
1	2	3	4	5	6 = 3-4-5	7
S. No	District	Total Cases	Total Discharged	Total Deaths	Total Active Cases	Last Reported Case
1	Alipurduar	6,653 <sup>+26</sup>	6,360 <sup>+31</sup>	78	215 <sup>-5</sup>	7- Nov
2	Coochbehar	9,295 <sup>+81</sup>	8,361 <sup>+80</sup>	55	879 <sup>+1</sup>	7- Nov
3	Darjeeling	12,573 <sup>+124</sup>	11,245 <sup>+205</sup>	149 <sup>+2</sup>	1,179 <sup>-83</sup>	7- Nov
4	Kalimpong	1,525 <sup>+12</sup>	1,432 <sup>+12</sup>	17	76	7- Nov
5	Jalpaiguri	9,861 <sup>+86</sup>	8,878 <sup>+75</sup>	96 <sup>+1</sup>	887 <sup>+10</sup>	7- Nov
6	Uttar Dinajpur	5,100 <sup>+46</sup>	4,674 <sup>+33</sup>	55	371 <sup>+13</sup>	7- Nov
7	Dakshin Dinajpur	7,240 <sup>+56</sup>	6,819 <sup>+29</sup>	54	367 <sup>+27</sup>	7- Nov
8	Malda	10,406 <sup>+63</sup>	9,452 <sup>+63</sup>	89 <sup>+1</sup>	865 <sup>-1</sup>	7- Nov
9	Murshidabad	9,461 <sup>+139</sup>	8,486 <sup>+84</sup>	101	874 <sup>+55</sup>	7- Nov
10	Nadia	13,709 <sup>+191</sup>	11,875 <sup>+268</sup>	179 <sup>+7</sup>	1,655 <sup>-84</sup>	7- Nov
11	Birbhum	6,778 <sup>+65</sup>	6,101 <sup>+92</sup>	60 <sup>+1</sup>	617 <sup>-28</sup>	7- Nov
12	Purulia	5,476 <sup>+54</sup>	5,091 <sup>+71</sup>	32	353 <sup>-17</sup>	7- Nov
13	Bankura	8,530 <sup>+70</sup>	7,762 <sup>+99</sup>	80 <sup>+2</sup>	688 <sup>-31</sup>	7- Nov
14	Jhargram	2,019 <sup>+31</sup>	1,799 <sup>+61</sup>	13	207 <sup>-30</sup>	7- Nov
15	Paschim Medinipur	15,695 <sup>+194</sup>	13,823 <sup>+275</sup>	223 <sup>+2</sup>	1,649 <sup>-83</sup>	7- Nov
16	Purba Medinipur	16,050 <sup>+137</sup>	14,419 <sup>+259</sup>	205 <sup>+2</sup>	1,426 <sup>-124</sup>	7- Nov
17	Purba Bardhaman	8,518 <sup>+85</sup>	7,742 <sup>+233</sup>	74	702 <sup>-148</sup>	7- Nov
18	Paschim Bardhaman	11,160 <sup>+118</sup>	10,091 <sup>+191</sup>	107 <sup>+1</sup>	962 <sup>-74</sup>	7- Nov
19	Howrah	27,264 <sup>+254</sup>	24,560 <sup>+277</sup>	780 <sup>+10</sup>	1,924 <sup>-33</sup>	7- Nov
20	Hooghly	19,981 <sup>+234</sup>	17,858 <sup>+199</sup>	345 <sup>+1</sup>	1,778 <sup>+34</sup>	7- Nov
21	North 24 Parganas	83,009 <sup>+796</sup>	74,175 <sup>+667</sup>	1,683 <sup>+11</sup>	7,151 <sup>+118</sup>	7- Nov
22	South 24 Parganas	26,745 <sup>+245</sup>	24,008 <sup>+374</sup>	493 <sup>+2</sup>	2,244 <sup>-131</sup>	7- Nov
23	Kolkata	88,200 <sup>+813</sup>	78,380 <sup>+705</sup>	2,323 <sup>+16</sup>	7,497 <sup>+92</sup>	7- Nov
24	Other State	66	63	3	0	6-June
<b>TOTAL</b>		<b>4,05,314<sup>+3,920</sup></b>	<b>3,63,454<sup>+4,383</sup></b>	<b>7,294<sup>+59</sup></b>	<b>34,566<sup>-522</sup></b>	

#District Wise data is subject to verification and may change

#Daily increase/decrease with respect to previous day is in superscript as +/- (Eg: +4)

VI

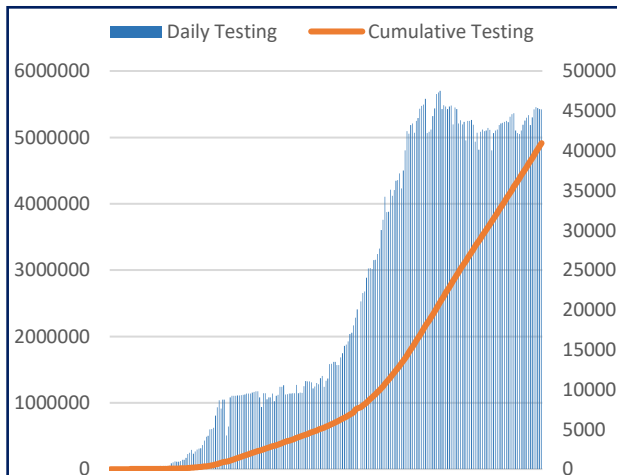
DAILY CUMULATIVE ACTIVE COVID-19 CASES



17<sup>th</sup> March to 8<sup>th</sup> Nov

VII

SAMPLES TESTED (Daily and Cumulative)



17<sup>th</sup> March to 8<sup>th</sup> Nov



Department of Health & Family Welfare  
Govt. of West Bengal

WEST BENGAL COVID-19 HEALTH BULLETIN – 8<sup>th</sup> NOVEMBER 2020

VIII

UNIT WISE EQUIPMENT SUPPLY (CUMULATIVE)

S. No.	Unit Name	PPE	N95/FFP2	Regular Masks		Gloves	Sanitizer (In ltr.)
				Reusable Mask	Disposable Mask		
1	Alipurduar	17,800	24,250	13,400	97,900	70,200	4,442.0
2	Bankura	40,950	40,700	27,300	1,50,550	98,200	6,748.0
3	Birbhum	34,150	24,300	32,400	88,050	39,700	5,421.0
4	Bishnupur HD	12,850	28,100	54,600	1,16,250	1,05,200	5,511.0
5	Coochbehar	32,100	25,450	26,700	41,100	7,200	4,354.0
6	Dakshin Dinajpur	18,400	18,650	21,500	1,13,600	74,700	4,921.0
7	Darjeeling	45,250	44,650	22,900	32,200	10,700	4,298.0
8	Diamond Harbour HD	39,250	30,300	28,000	1,04,550	91,500	3,734.0
9	Hooghly	56,370	45,750	47,000	1,60,200	1,34,100	10,241.0
10	Howrah	1,04,450	66,000	63,780	1,84,050	2,07,200	6,131.0
11	Jalpaiguri	32,800	32,600	45,300	1,05,000	51,200	5,463.0
12	Jhargram	13,250	13,100	24,890	54,050	51,200	3,993.0
13	Kalimpong	19,150	20,900	19,000	64,050	27,200	3,970.5
14	Malda	25,100	22,200	26,000	79,100	91,700	6,951.0
15	Murshidabad	31,333	46,880	47,200	1,43,100	1,24,200	10,080.0
16	Nadia	55,570	33,240	36,800	1,38,050	1,25,700	5,131.0
17	North 24 Parganas	87,800	62,740	31,440	1,79,000	98,700	7,133.5
18	Basirhat HD	42,820	41,230	32,280	1,38,050	1,55,000	4,897.0
19	Paschim Bardhaman	35,850	32,100	17,580	1,08,000	1,09,900	1,707.0
20	Paschim Medinipur	32,450	41,300	41,090	1,47,050	1,33,700	6,935.0
21	Purba Bardhaman	53,650	46,700	26,800	1,28,550	1,28,700	8,843.0
22	Purba Medinipur	48,050	34,700	33,220	71,050	82,100	1,731.0
23	Nandigram HD	15,250	29,100	30,640	1,14,050	76,200	6,729.0
24	Purulia	45,950	30,100	52,700	1,37,550	1,13,700	6,821.0
25	Rampurhat HD	23,150	27,000	30,300	57,550	66,500	5,237.0
26	South 24 Parganas	50,450	32,100	33,400	97,250	94,400	2,141.0
27	Uttar Dinajpur	35,750	40,550	43,600	1,07,050	1,18,700	5,553.0
28	Bankura S MC&H	17,500	40,650	10,200	1,68,500	1,70,400	2,660.0
29	Coochbehar MC&H	13,800	13,900	14,600	50,500	77,500	2,792.0
30	NB MC&H	38,350	86,500	20,000	2,10,200	2,05,500	7,290.0
31	Diamond Harbour MC&H	13,300	19,700	10,100	1,36,500	1,38,000	3,298.0
32	Malda MC&H	18,800	65,100	13,100	1,78,500	1,92,500	5,218.0
33	Murshidabad MC&H	30,130	63,450	14,600	1,19,000	1,66,500	1,940.0
34	Bardhaman MC&H	23,900	34,100	17,500	1,67,500	1,85,500	2,998.0
35	Medinipur MC&H	49,800	66,200	34,100	2,33,500	1,62,000	10,198.0
36	Purulia MC&H	13,300	19,900	51,600	99,500	1,03,000	4,098.0
37	Rampurhat MC&H	20,400	22,400	17,600	37,000	58,500	9,248.0
38	Raiganj MC&H	14,100	11,900	13,100	48,500	68,000	1,890.0
39	JNM MC&H	17,400	20,000	24,000	45,000	40,000	2,372.0
40	Sagar Dutta MC&H	55,520	76,330	17,600	1,53,550	1,65,500	6,878.0
41	ID & BG Hospital	45,050	54,800	20,600	93,100	71,500	2,671.0
42	RG Kar MCH	40,850	61,000	15,800	2,75,050	2,81,700	6,407.0
43	NRS MCH	60,250	80,000	30,800	1,94,550	1,78,200	4,290.0
44	IPGMER & SSKMH	98,900	1,04,590	66,600	4,00,050	3,79,500	13,217.0
45	Medical College, Kolkata	1,36,450	1,24,000	20,800	2,77,050	3,37,500	7,712.0
46	CNMCH	51,350	47,800	23,150	1,33,500	99,500	3,472.0
47	Other Govt Dept/Institutions	3,93,101	3,54,595	2,06,388	9,21,151	8,79,302	50,565.3
48	Stock in hand-In Transit	3,85,068	5,08,435	7,95,301	1,057	608	33,458.9
<b>TOTAL</b>		<b>25,87,262</b>	<b>28,10,040</b>	<b>23,47,359</b>	<b>69,00,208</b>	<b>64,48,210</b>	<b>3,31,790.2</b>

\*In addition to State supply, local procurement is also done.



## Department of Health & Family Welfare Govt. of West Bengal

### WEST BENGAL COVID-19 HEALTH BULLETIN – 8<sup>th</sup> NOVEMBER 2020

**IX**

**DETAILS OF TESTING LABS**

S. No.	Name of Testing Lab	Samples Tested	Method of Testing	Functional WEF
1	NICED	1,35,032	RT-PCR	Since Beginning
2	SSKM	1,88,646	RT-PCR	17-Mar
3	Medinipur MCH	1,34,576	RT-PCR	24-Mar
4	North Bengal MCH	2,09,914	RT-PCR	29-Mar
5	School of Tropical Medicine	1,45,478	RT-PCR	01-Apr
6	Apollo Hospital	26,820	RT-PCR	06-Apr
7	Tata Medical Centre	14,542	RT-PCR	06-Apr
8	Malda MCH	1,42,045	RT-PCR	08-Apr
9	Dr. Lal Pathlab	1,40,106	RT-PCR	17-Apr
10	Command Hospital	20,572	RT-PCR	17-Apr
11	CNCI	13,740	RT-PCR	22-Apr
12	RG Kar MCH	1,48,951	RT-PCR	24-Apr
13	SURAKSHA	85,905	RT-PCR	24-Apr
14	Murshidabad MCH	1,06,289	RT-PCR	26-Apr
15	Peerless	33,316	RT-PCR	30-Apr
16	Burdwan MCH	1,06,225	RT-PCR	06-May
17	MCH Kolkata	68,830	RT-PCR	08-May
18	NRS MCH	71,511	RT-PCR	12-May
19	Sanaka Hospitals	81,349	RT-PCR	12-May
20	Medica Hospital	78,090	RT-PCR	15-May
21	Bankura MCH	90,736	RT-PCR	22-May
22	Suri DH	76,454	RT-PCR	22-May
23	Coochbehar GMCH	71,468	RT-PCR	06-Jun
24	COMJNM Kalyani	98,531	RT-PCR	10-Jun
25	Desun Hospital	3,183	RT-PCR	17-Jun
26	RN Tagore Hospital	14,096	RT-PCR	24-Jun
27	Raigunj MCH	51,145	RT-PCR	26-Jun
28	Jagannath Gupta Institute of Medical Sciences	2,499	RT-PCR	06-Jul
29	ESI-Postgraduate Institute of Medical Science and Research	4,870	RT-PCR	16-Jul
30	Remedy Lifecare, Kolkata	5,498	RT-PCR	21-Jul
31	AMRI Dhakuria	24,401	RT-PCR	19-May
32	Rampurhat MCH	38,604	RT-PCR	19-May
33	CNMCH	31,383	RT-PCR	20-May
34	DH GMCH	53,481	RT-PCR	20-May
35	COMSDH	27,906	RT-PCR	27-May
36	Purulia Govt. MCH	44,417	RT-PCR	03-Jun
37	SRL Lab	37,510	RT-PCR	18-Jun
38	Probe diagnostics	7,207	RT-PCR	14-Aug
39	Pulse Diagnostics	11,535	RT-PCR	12-Sept
40	RB Diagnostic Kolkata	8,151	RT-PCR	20-Sept
41	Purba Medinipur DH	5,075	RT-PCR	24-Sept
42	B.P. Poddar Hospital & Medical Research Ltd	163	RT-PCR	27-Oct
43	Swastik Clinic & Seva Sadan Pvt. Ltd., Birbhum	31	RT-PCR	27-Oct
44	Repromed Diagnostic Ltd	1,395	RT-PCR	24-Sept
45	Gouri Devi Institute of Medical Sciences and Hospital	10	RT-PCR	7-Nov
46	AMRI Salt Lake	8,871	CBNAAT	01-May
47	CMRI	7,398	CBNAAT	13-May
48	Asansol DH	1,826	TRUENAT	19-May

*Note: Average tests per CBNAAT and TRUENAT machines are 32 per day and 16 per day respectively*



# Department of Health & Family Welfare Govt. of West Bengal

## WEST BENGAL COVID-19 HEALTH BULLETIN – 8<sup>th</sup> NOVEMBER 2020

IX

DETAILS OF TESTING LABS

S. No.	Name of Testing Lab	Samples Tested	Method of Testing	Functional WEF
49	Jhargram DH	1,997	TRUENAT	19-May
50	Falakata SSH	3,203	TRUENAT	20-May
51	Balurghat DH	2,031	TRUENAT	22-May
52	Serampore DH	1,096	TRUENAT	25-May
53	Uluberia SSH	1,491	TRUENAT	27-May
54	Jangipur SDH	1,339	TRUENAT	27-May
55	Egra SDH	524	TRUENAT	27-May
56	MR Bangur Hospital	398	TRUENAT	28-May
57	Chanchal SDH	365	TRUENAT	28-May
58	Biswa Bangla Krirangan COVID Hospital	59,227	TRUENAT	31-May
59	Woodlands	3,754	CBNAAT	11-Jun
60	Alipurduar DH	1,542	TRUENAT	16-Jun
61	Basirhat DH	301	TRUENAT	19-Jun
62	Anandaloke Sonoscan, Siliguri	2,556	TRUENAT	27-Jun
63	Gangarampur SDH	926	CBNAAT	16-Jul
64	Contai SDH	286	TRUENAT	20-Jul
65	ILS hospital	1,206	TRUENAT	25-Jul
66	Uttar Latabari DH	87	TRUENAT	04-Aug
67	Nandigram SSH/DH	752	TRUENAT	04-Aug
68	Panskura Hospital	273	TRUENAT	06-Aug
69	Chittaranjan Seva Sadan Hospital	1,405	TRUENAT	10-Aug
70	Dr. PK Saha Hospital, Coochbihar	1,858	TRUENAT	11-Aug
71	Salt Lake SDH	496	TRUENAT	13-Aug
72	Charnock Hospital	1,825	TRUENAT	14-Aug
73	Gabberia SGH	84	TRUENAT	15-Aug
74	Spandan Disgnostic Center	3,773	TRUENAT	16-Aug
75	Kakdwip SSH	115	TRUENAT	17-Aug
76	Mal SSH	59	TRUENAT	18-Aug
77	Howrah DH	113	TRUENAT	21-Aug
78	Sagardighi SSH	97	TRUENAT	2-Sept
79	Domkal SSH	126	TRUENAT	6-Sept
80	Udaynarayanpur SGH Howrah	26	TRUENAT	7- Sept
81	GD Hospital & Diabetes Institute, Howrah	493	CBNAAT	8-Sept
82	Nightingale Diagnostic & Medicare Centre	700	TRUENAT	12-Sept
83	Bhagirathi Neotia Woman * Child Care Centre	133	CBNAAT	16-Sept
84	Krishnanagar DTC	19	TRUENAT	29-Sept
85	Mission Hospital, Durgapur	1,760	TRUENAT	29-Sept
86	Medinova, Kolkata	855	TRUENAT	1-Oct
87	Specialist Clinic & Diagnostic, Barasat	365	TRUENAT	1-Oct
88	MSS Bansal Medical, Kolkata	1,188	TRUENAT	2-Oct
89	TLJ, SGH, Howrah	13	TRUENAT	2-Oct
90	Narayan Memorial Hospital, Kolkata	97	TRUENAT	2-Oct
91	Kalimpong DH	172	TRUENAT	6-Oct
92	Mirik BPHC, Darjeeling	29	TRUENAT	9-Oct
93	Barjore SSH, Bankura	50	TRUENAT	11-Oct
94	Darjeeling DH	58	TRUENAT	11-Oct
95	Metropolis Kolkata	10	TRUENAT	14-Oct
96	Antigen Test done within the State	20,32,947	-	-
97	Samples Tested in Labs Outside the State	1,02,740	RT-PCR	-
<b>TOTAL</b>		<b>49,14,741</b>		

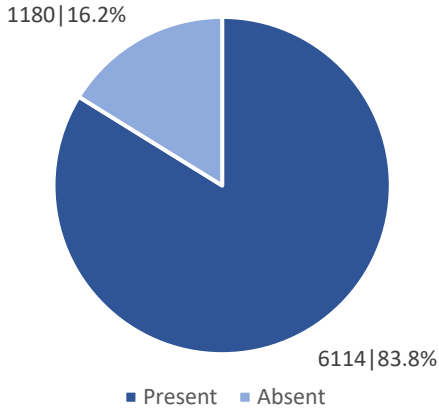
Note: Average tests per CBNAAT and TRUENAT machines are 32 per day and 16 per day respectively



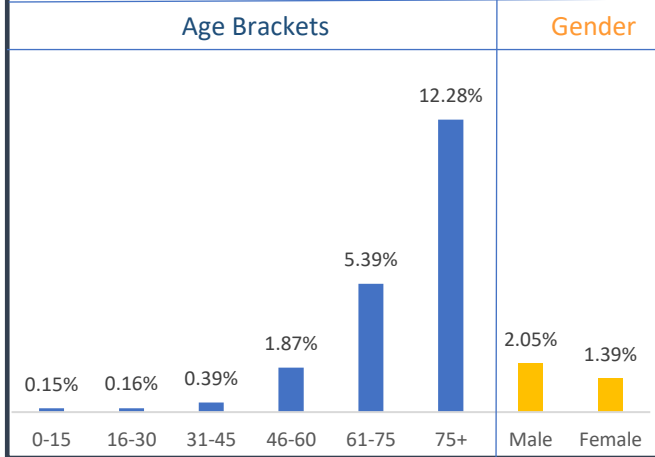
WEST BENGAL COVID-19 HEALTH BULLETIN – 8<sup>th</sup> NOVEMBER 2020

X

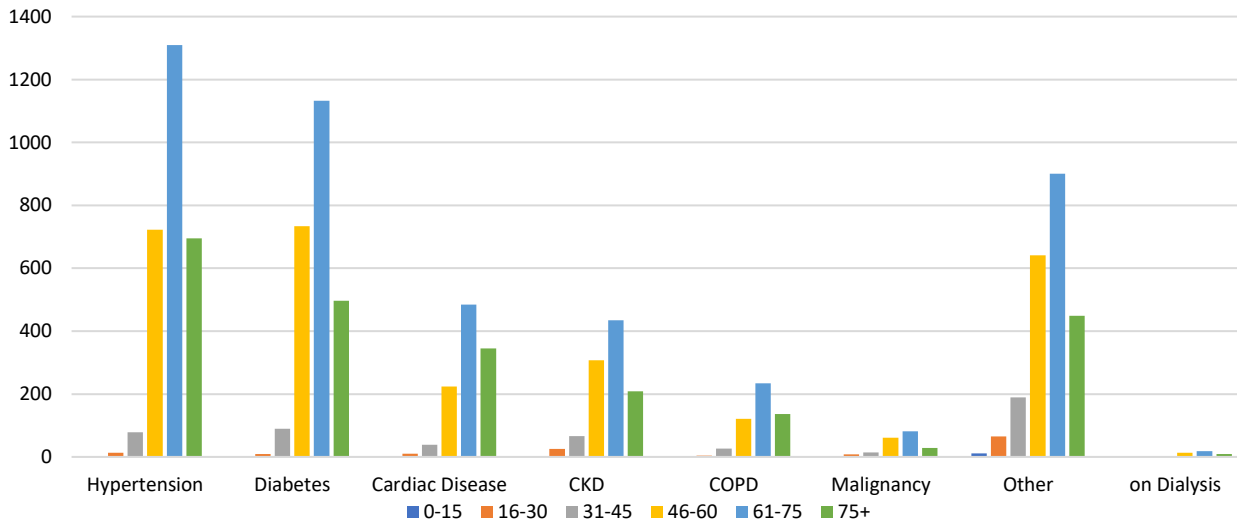
**Comorbidity Status in Deceased Cases (n=7,294)**



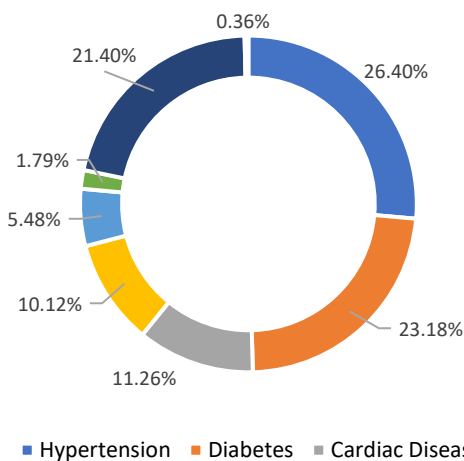
**Fatality Rate in Respective Age Brackets & Gender Group**



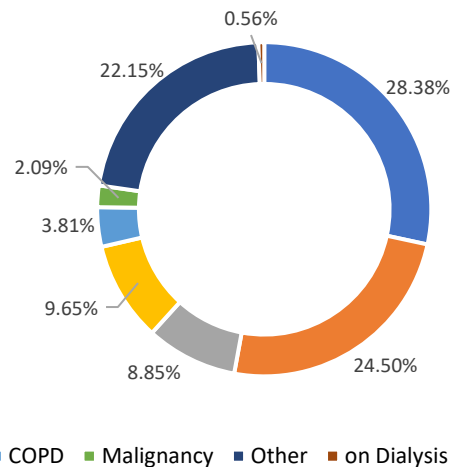
**Age Group Wise Comorbidities Among Deceased**



**Share of Comorbidities in Male**



**Share of Comorbidities in Female**



FATALITY ANALYSIS



# Department of Health & Family Welfare Govt. of West Bengal

## WEST BENGAL COVID-19 HEALTH BULLETIN – 8<sup>th</sup> NOVEMBER 2020

**XI**
**EQUIPMENT SUPPLY**

S. No	Equipment	Ordered by State Govt.	Received Yesterday	Total Received by State Govt.	Order Pending
1	PPEs	29.10 L	5,000	25.16 L	3.94 L
2	N95/FFP2 Masks	36.20 L	15,000	27.14 L	9.06 L
3	Regular Masks	74.50 L	30,000	72.20 L	2.30 L
4	Hand Sanitizers (In Ltrs.)	3.61 L	2,000	3,14,000	47,000
5	Gloves	64.50 L	25,000	61.35 L	3.15 L
6	Thermal Guns	20,000	NIL	20,000	NIL

**XII**
**DEDICATED COVID-19 HELPLINE (24 X 7)**

1. Dedicated COVID-19 Helpline : **1800 313 444 222**
2. Direct Telemedicine Line : **033 23576001**
3. Ambulance Service : **033 40902929**
4. COVID Telemedicine App "[Covid Telemedicine WB](#)" on Google Play Store
  - These services include allocation of beds in Govt. hospitals and Safe Homes
  - Telemedicine for citizens at large and those in home isolation
  - Ambulance service includes guidance and provision of Govt. ambulance
5. Tele-Psychological counselling services have started since August 1<sup>st</sup>, 2020.

### General Queries

1	A	Total Queries addressed in last 24 hours	3,342
	B	Total Queries addressed till 7 <sup>th</sup> November	13,82,443

### Telemedicine

2	A	Total consultations given in last 24 hours	3,745
	B	Total consultations given till 7 <sup>th</sup> November	4,21,374

### Ambulance Services

3	A	Ambulances assigned in last 24 hours	529
	B	Total calls received in last 24 hours	535

### Tele-Psychological Counselling

4	A	Counselling given in last 24 hours	1,903
	B	Counselling given till 7 <sup>th</sup> November	1,26,377

### State Government Interventions :

- Weekly death rate is 1.48% .Both death rate and Infection rate are showing a downward trend.
- Additional 1974 Oxygenated beds and 805 ICU/HDU beds will be added within November 2020
- Status of availability of beds for COVID positive patients in government and private hospitals is available at Health & FW Department's website: [www.wbhealth.gov.in](http://www.wbhealth.gov.in)
- Safe Homes : An initiative by the Government of West Bengal for care and treatment of asymptomatic/mild symptomatic COVID patients for whom home isolation is not possible /advisable
- As per State Government advisory Satellite Health Facilities are being developed by private hospitals in close vicinity of their hospitals as separate health facility for treatment of asymptomatic/mild symptomatic COVID patients. This intervention is expected to free beds in the hospitals for serious patients.

All the guidelines and orders relating to Covid-19 are posted on [www.wbhealth.gov.in](http://www.wbhealth.gov.in)

You can follow us on :

Facebook at: <https://www.facebook.com/wbdhfw/>

Twitter at: <https://twitter.com/wbdhfw>