



# Department of Health & Family Welfare Govt. of West Bengal

## WEST BENGAL COVID-19 HEALTH BULLETIN – 8<sup>th</sup> JULY 2021

I

COVID 19 STATUS

S. No	Subject	Number
1	New COVID-19 Cases on 8 <sup>th</sup> July	995
2	<b>Total COVID-19 Cases till 8<sup>th</sup> July</b>	<b>15,09,218</b>
3	Total Discharged	14,75,208 (+1,490)
4	Total Deaths as on 8 <sup>th</sup> July*	17,867 (+17)
5	<b>Active COVID-19 Cases as on 8<sup>th</sup> July</b>	<b>16,143 (-512)</b>
6	Discharge Rate (3/2)	97.75%
7	Fatality Rate (4/2)	1.18%

*Note: All figures updated till 9AM, 8<sup>th</sup> July*

*#Daily increase/decrease with respect to previous day is shown as (+/-)*

*\*Complete analysis can be referred from Section X, (Page no. 5)*

II

TESTING  
SNAPSHOT

S. No	Subject	Number
1	Samples Tested on 8 <sup>th</sup> July	49,842
2	<b>Total Number of Samples Tested till 8<sup>th</sup> July</b>	<b>1,46,13,782</b>
3	<b>Positivity Rate as on 8<sup>th</sup> July</b>	<b>2.00%</b>
4	Tests per Million population	1,62,375
5	Total Testing Laboratories*	126
6	RT-PCR/Antigen Test Ratio	44:56

*\*Detailed breakup of these laboratories is given on Page 3 and Page 4*

III

TREATMENT  
INFRASTRUCTURE  
SNAPSHOT

S. No	Subject	Number
1	Total Number of Hospitals dedicated for treating COVID-19	203
2	Total Number of Govt. Hospitals dedicated for treating COVID-19	196
3	Total Number of Pvt. Hospitals requisitioned for treating COVID-19	7
4	Total Number of earmarked COVID-19 Beds	23,947
5	% Occupancy in COVID Beds	6.38%
6	Total ICU/HDU Beds in the COVID Hospitals	2,861
7	Total Number of Safe Homes	200
8	Total Number of Beds in Safe Homes	11,507

IV

ACTIVE  
CASES  
SNAPSHOT

S. No	Subject	Number
1	Total number of people currently in Home Isolation	13,383
2	Total Number of Patients in Hospitals	2,087
3	Total Number of Patients in Safe Homes	673

V

VACCINATION STATUS

S. No	Subject	Number
1	Total Number of people vaccinated on 8 <sup>th</sup> July	1,58,380
2	First Dose on 8 <sup>th</sup> July	70,833
3	Second Dose on 8 <sup>th</sup> July	87,547
4	Cumulative Vaccination till 8 <sup>th</sup> July	2,31,79,566
5	Cumulative Vaccination First Dose	1,73,05,782
6	Cumulative Vaccination Second Dose	58,73,784
7	Number of CVC (Common Vaccination Centres)	1,683
8	Cumulative AEFI cases reported	1,966
9	Vaccine wastage	-6%



# Department of Health & Family Welfare Govt. of West Bengal

## WEST BENGAL COVID-19 HEALTH BULLETIN – 8<sup>th</sup> JULY 2021

### VI

#### DISTRICT COVID-19 STATUS#

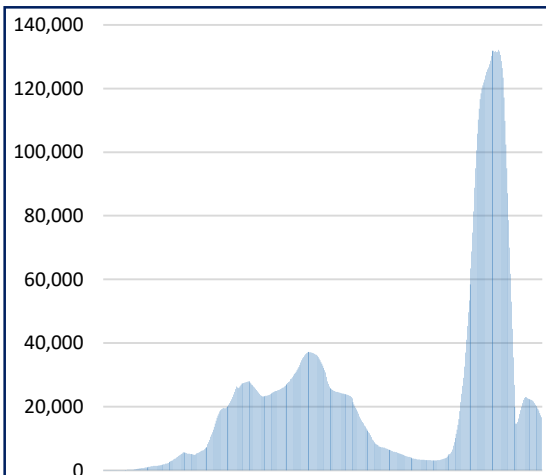
1	2	3	4	5	6 = 3-4-5	7
S. No	District	Total Cases	Total Discharged	Total Deaths	Total Active Cases	Last Reported Case
1	Alipurduar	14,402 <sup>+25</sup>	13,981 <sup>+27</sup>	99	322 <sup>-2</sup>	7-July-21
2	Coochbehar	26,510 <sup>+65</sup>	25,540 <sup>+93</sup>	91 <sup>+1</sup>	879 <sup>-29</sup>	7-July-21
3	Darjeeling	51,607 <sup>+88</sup>	49,593 <sup>+113</sup>	472 <sup>+1</sup>	1,542 <sup>-26</sup>	7-July-21
4	Kalimpong	5,789 <sup>+15</sup>	5,553 <sup>+17</sup>	39	197 <sup>-2</sup>	7-July-21
5	Jalpaiguri	38,651 <sup>+55</sup>	37,249 <sup>+81</sup>	510 <sup>+4</sup>	892 <sup>-30</sup>	7-July-21
6	Uttar Dinajpur	19,220 <sup>+22</sup>	18,746 <sup>+21</sup>	232	242 <sup>+1</sup>	7-July-21
7	Dakshin Dinajpur	16,727 <sup>+8</sup>	16,363 <sup>+18</sup>	167	197 <sup>-10</sup>	7-July-21
8	Malda	32,522 <sup>+4</sup>	32,239 <sup>+9</sup>	182	101 <sup>-5</sup>	7-July-21
9	Murshidabad	33,457 <sup>+6</sup>	33,019 <sup>+10</sup>	322	116 <sup>-4</sup>	7-July-21
10	Nadia	68,018 <sup>+56</sup>	66,551 <sup>+73</sup>	652 <sup>+1</sup>	815 <sup>-18</sup>	7-July-21
11	Birbhum	40,114 <sup>+9</sup>	39,654 <sup>+16</sup>	282	178 <sup>-7</sup>	7-July-21
12	Purulia	19,058 <sup>+1</sup>	18,888 <sup>+5</sup>	112	58 <sup>-4</sup>	7-July-21
13	Bankura	33,577 <sup>+37</sup>	32,731 <sup>+53</sup>	257	589 <sup>-16</sup>	7-July-21
14	Jhargram	10,466 <sup>+39</sup>	9,999 <sup>+39</sup>	25	442	7-July-21
15	Paschim Medinipur	49,628 <sup>+98</sup>	47,751 <sup>+126</sup>	471 <sup>+1</sup>	1,406 <sup>-29</sup>	7-July-21
16	Purba Medinipur	59,096 <sup>+66</sup>	57,308 <sup>+130</sup>	362 <sup>+1</sup>	1,426 <sup>-65</sup>	7-July-21
17	Purba Bardhaman	39,280 <sup>+29</sup>	38,598 <sup>+46</sup>	175	507 <sup>-17</sup>	7-July-21
18	Paschim Bardhaman	55,851 <sup>+29</sup>	55,120 <sup>+35</sup>	342 <sup>+1</sup>	389 <sup>-7</sup>	7-July-21
19	Howrah	93,587 <sup>+53</sup>	91,173 <sup>+85</sup>	1,474 <sup>+2</sup>	940 <sup>-34</sup>	7-July-21
20	Hooghly	80,609 <sup>+63</sup>	78,784 <sup>+85</sup>	881	944 <sup>-22</sup>	7-July-21
21	North 24 Parganas	3,17,072 <sup>+93</sup>	3,10,752 <sup>+181</sup>	4,519 <sup>+3</sup>	1,801 <sup>-91</sup>	7-July-21
22	South 24 Parganas	95,022 <sup>+47</sup>	92,822 <sup>+86</sup>	1,257	943 <sup>-39</sup>	7-July-21
23	Kolkata	3,08,889 <sup>+87</sup>	3,02,731 <sup>+141</sup>	4,941 <sup>+2</sup>	1,217 <sup>-56</sup>	7-July-21
24	Other State	66	63	3	0	6-Jun-20
<b>TOTAL</b>		<b>15,09,218<sup>+995</sup></b>	<b>14,75,208<sup>+1,490</sup></b>	<b>17,867<sup>+17</sup></b>	<b>16,143<sup>-512</sup></b>	

#District Wise data is subject to verification and may change

#Daily increase/decrease with respect to previous day is in superscript as +/- (Eg: +4)

### VII

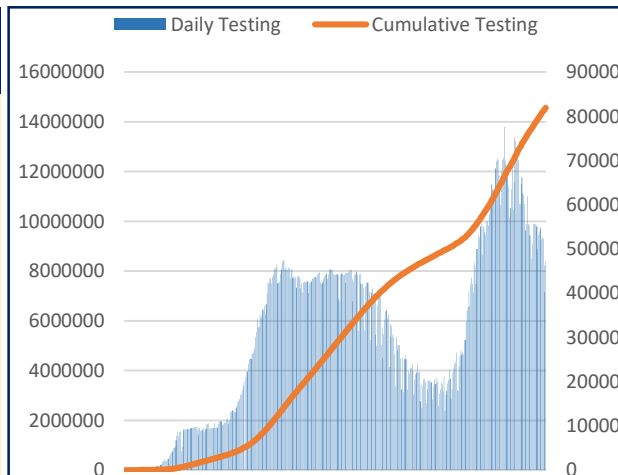
#### DAILY CUMULATIVE ACTIVE COVID-19 CASES



17<sup>th</sup> March 2020 to 8<sup>th</sup> July 2021

### VIII

#### SAMPLES TESTED (Daily and Cumulative)



17<sup>th</sup> March 2020 to 8<sup>th</sup> July 2021



# Department of Health & Family Welfare Govt. of West Bengal

## WEST BENGAL COVID-19 HEALTH BULLETIN – 8<sup>th</sup> JULY 2021

IX

DETAILS OF TESTING LABS

S. No.	Name of Testing Lab	District	Authority	Samples Tested	Testing Method	Functional WEF
1	NICED	Kolkata	Central Govt	2,90,390	RT-PCR	Since Beginning
2	SSKM	Kolkata	State Govt	4,04,392	RT-PCR	17-Mar-20
3	Medinipur MCH	Paschim Midnapore	State Govt	2,22,560	RT-PCR	24-Mar-20
4	North Bengal MCH	Darjeeling	State Govt	4,91,146	RT-PCR	29-Mar-20
5	School of Tropical Medicine	Kolkata	State Govt	2,99,851	RT-PCR	01-Apr-20
6	Apollo Hospital	North 24 Pargana	PVT	79,227	RT-PCR	06-Apr-20
7	Tata Medical Centre	North 24 Pargana	PVT	27,470	RT-PCR	06-Apr-20
8	Malda MCH	Malda	State Govt	3,50,183	RT-PCR	08-Apr-20
9	Dr. Lal Pathlab	North 24 Pargana	PVT	4,45,545	RT-PCR	17-Apr-20
10	Command Hospital	Kolkata	Central Govt	46,378	RT-PCR	17-Apr-20
11	CNCI	Kolkata	Central Govt	34,659	RT-PCR	22-Apr-20
12	RG Kar MCH	Kolkata	State Govt	3,38,545	RT-PCR	24-Apr-20
13	SURAKSHA	North 24 Pargana	PVT	2,56,443	RT-PCR	24-Apr-20
14	Murshidabad MCH	Murshidabad	State Govt	2,73,208	RT-PCR	26-Apr-20
15	Peerless	Kolkata	PVT	92,559	RT-PCR	30-Apr-20
16	Burdwan MCH	Burdwan	State Govt	2,66,387	RT-PCR	06-May-20
17	MCH Kolkata	Kolkata	State Govt	1,42,869	RT-PCR	08-May-20
18	NRS MCH	Kolkata	State Govt	1,82,994	RT-PCR	12-May-20
19	Sanaka Hospitals	Paschim Burdwan	PVT	1,40,175	RT-PCR	12-May-20
20	Medica Hospital	Kolkata	PVT	1,62,415	RT-PCR	15-May-20
21	Bankura MCH	Bankura	State Govt	2,49,888	RT-PCR	22-May-20
22	Suri DH	Birbhum	State Govt	1,74,149	RT-PCR	22-May-20
23	Coochbehar GMCH	Cooch Bihar	State Govt	2,52,522	RT-PCR	06-Jun-20
24	COMJNM Kalyani	Nadia	State Govt	2,33,440	RT-PCR	10-Jun-20
25	Desun Hospital	Kolkata	PVT	10,962	RT-PCR	17-Jun-20
26	RN Tagore Hospital	Kolkata	PVT	59,036	RT-PCR	24-Jun-20
27	Raigunj MCH	Uttar Dinajpur	State Govt	1,18,321	RT-PCR	26-Jun-20
28	Jagannath Gupta Institute of Medical Sciences	South 24 Pargana	PVT	8,725	RT-PCR	06-Jul-20
29	ESI-PGIMS	Kolkata	PVT	18,448	RT-PCR	16-Jul-20
30	Remedy Lifecare, Kolkata	Kolkata	PVT	19,475	RT-PCR	21-Jul-20
31	AMRI Dhakuria	Kolkata	PVT	72,873	RT-PCR	19-May-20
32	Rampurhat MCH	Birbhum	State Govt	1,42,845	RT-PCR	19-May-20
33	CNMCH	Kolkata	State Govt	1,10,746	RT-PCR	20-May-20
34	DH GMCH	South 24 Pargana	State Govt	2,35,763	RT-PCR	20-May-20
35	COMSDH	North 24 Pargana	State Govt	87,755	RT-PCR	27-May-20
36	Purulia Govt. MCH	Purulia	State Govt	1,46,744	RT-PCR	03-Jun-20
37	SRL Lab	Kolkata	PVT	2,88,058	RT-PCR	18-Jun-20
38	Probe diagnostics	Kolkata	PVT	70,216	RT-PCR	14-Aug-20
39	Pulse Diagnostics	Kolkata	PVT	1,05,378	RT-PCR	12-Sep-20
40	RB Diagnostic Kolkata	Kolkata	PVT	1,27,348	RT-PCR	20-Sep-20
41	Purba Medinipur DH	Purba Midnapur	State Govt	71,108	RT-PCR	24-Sep-20
42	B.P. Poddar Hospital & Medical Research Ltd	Kolkata	PVT	3,992	RT-PCR	27-Oct-20
43	Swastik Clinic & Seva Sadan Pvt. Ltd., Birbhum	Birbhum	PVT	1,243	RT-PCR	27-Oct-20
44	Repromed Diagnostic Ltd	Kolkata	PVT	34,124	RT-PCR	24-Sep-20
45	Gouri Devi Institute of Medical Sciences	Purba Burdwan	PVT	6,302	RT-PCR	07-Nov-20
46	IQ City Medical College Durgapur	Paschim Burdwan	PVT	16,857	RT-PCR	04-Dec-20
47	Imambara DH, Hooghly	Hooghly	State Govt	64,202	RT-PCR	15-Dec-20
48	Saroj Gupta Cancer Center & Research Institute	Kolkata	PVT	6,087	RT-PCR	23-Dec-20
49	Lasco Medicare Pvt. Ltd. Howrah	Howrah	PVT	14,981	RT-PCR	05-Jan-21
50	Icare Institute of Medical Sciences and Research	Purba Midnapur	PVT	6,004	RT-PCR	25-Jan-21
51	Sanjiban Hospital, Howrah	Howrah	PVT	8,144	RT-PCR	23-Feb-21
52	GCC DNA Diagnostic Lab	South 24 Pargana	PVT	3,358	RT-PCR	22-Apr-21
53	Quadra Medical Services	Kolkata	PVT	1,464	RT-PCR	01-May-21
54	Hindlabs, Kolkata	North 24 Pargana	PVT	10,380	RT-PCR	15-May-21
55	Pathkind Lab, Kolkata	Kolkata	PVT	7,521	RT-PCR	25-May-21
56	KPC Medical College	Kolkata	PVT	512	RT-PCR	1-Jun-21
57	Krishna Medica Lab, Kolkata	Kolkata	PVT	5,152	RT-PCR	2-Jun-21
58	Institute of Neurosciences, Kolkata	Kolkata	PVT	453	RT-PCR	4-Jun-21
59	Life Cell International, Kolkata	North 24 Pargana	PVT	2,845	RT-PCR	4-Jun-21
60	The Apollo Clinic - Pvt.Ltd.	Kolkata	PVT	1,159	RT-PCR	8-Jun-21
61	Genu Path Labs	North 24 Pargana	PVT	8	RT-PCR	27-Jun-21
62	Dr. ABG's Pathoscan Center	Purba Burdwan	PVT	84	RT-PCR	30-Jun-21
63	Aloka Medicare Pvt Ltd	Kolkata	PVT	1	RT-PCR	8-July-21
64	Burnpur Hospital (SAIL-IISCO)	Paschim Burdwan	PVT	34	RT-PCR	8-July-21
65	B M Birla Hospital	Kolkata	PVT	416	RT-LAMP	7-Jun-21
66	AMRI Salt Lake	North 24 Pargana	PVT	22,923	CBNAAT	01-May-20

Note: Average tests per CBNAAT and TRUENAT machines are 32 per day and 16 per day respectively



# Department of Health & Family Welfare Govt. of West Bengal

## WEST BENGAL COVID-19 HEALTH BULLETIN – 8<sup>th</sup> JULY 2021

IX

DETAILS OF TESTING LABS

S. No.	Name of Testing Lab	District	Authority	Samples Tested	Testing Method	Functional WEF
67	CMRI	Kolkata	PVT	22,446	CBNAAT	13-May-20
68	Asansol DH	Paschim Burdwan	State Govt	24,588	TRUENAT	19-May-20
69	Jhargram DH	Jhargram	State Govt	2,675	TRUENAT	19-May-20
70	Falakata SSH	Alipurduar	State Govt	3,872	TRUENAT	20-May-20
71	Balurghat DH	Dakshin Dinajpur	State Govt	3,627	TRUENAT	22-May-20
72	Serampore DH	Hooghly	State Govt	1,213	TRUENAT	25-May-20
73	Uluberia SSH	Howrah	State Govt	1,964	TRUENAT	27-May-20
74	Jangipur SDH	Murshidabad	State Govt	1,685	TRUENAT	27-May-20
75	Egra SDH	Purba Midnapur	State Govt	823	TRUENAT	27-May-20
76	MR Bangur Hospital	South 24 Pargana	State Govt	416	TRUENAT	28-May-20
77	Chanchal SDH	Malda	State Govt	559	TRUENAT	28-May-20
78	Biswa Bangla Krirangan COVID Hospital	Jalpaiguri	State Govt	1,42,361	TRUENAT	31-May-20
79	Woodlands	Kolkata	PVT	13,338	CBNAAT	11-Jun-20
80	Alipurduar DH	Alipurduar	State Govt	1,578	TRUENAT	16-Jun-20
81	Basirhat DH	North 24 Pargana	State Govt	511	TRUENAT	19-Jun-20
82	Anandaloke Sonoscan, Siliguri	Darjeeling	PVT	16,307	TRUENAT	27-Jun-20
83	Gangarampur SDH	Dakshin Dinajpur	State Govt	1,313	CBNAAT	16-Jul-20
84	Contai SDH	Purba Midnapur	State Govt	1,902	TRUENAT	20-Jul-20
85	ILS hospital	Kolkata	PVT	3,503	TRUENAT	25-Jul-20
86	Uttar Latabari DH	Alipurduar	State Govt	208	TRUENAT	04-Aug-20
87	Nandigram SSH/DH	Purba Midnapur	State Govt	826	TRUENAT	04-Aug-20
88	Panskura Hospital	Purba Midnapur	State Govt	436	TRUENAT	06-Aug-20
89	Chittaranjan Seva Sadan Hospital	Kolkata	State Govt	1,742	TRUENAT	10-Aug-20
90	Dr. PK Saha Hospital, Coochbihar	Cooch Bihar	PVT	6,624	TRUENAT	11-Aug-20
91	Salt Lake SDH	North 24 Pargana	State Govt	847	TRUENAT	13-Aug-20
92	Charnock Hospital	Kolkata	PVT	8,764	TRUENAT	14-Aug-20
93	Gabberia SGH	Howrah	State Govt	541	TRUENAT	15-Aug-20
94	Spandan Disgnostic Center	Paschim Midnapore	PVT	9,925	TRUENAT	16-Aug-20
95	Kakdwip SSH	South 24 Pargana	State Govt	277	TRUENAT	17-Aug-20
96	Mal SSH	Jalpaiguri	State Govt	198	TRUENAT	18-Aug-20
97	Howrah DH	Howrah	State Govt	185	TRUENAT	21-Aug-20
98	Spandan Hospital, Kolkata	North 24 Pargana	PVT	4,290	TRUENAT	01-Sep-20
99	Sagardighi SSH	Murshidabad	State Govt	587	TRUENAT	02-Sep-20
100	Domkal SSH	Murshidabad	State Govt	164	TRUENAT	06-Sep-20
101	Udaynarayanpur SGH Howrah	Howrah	State Govt	53	TRUENAT	07-Sep-20
102	GD Hospital & Diabetes Institute, Howrah	Kolkata	PVT	2,566	CBNAAT	08-Sep-20
103	Nightingale Diagnostic & Medicare Centre	Kolkata	PVT	10,710	TRUENAT	12-Sep-20
104	Bhagirathi Neotia Woman * Child Care Centre	North 24 Pargana	PVT	1,086	CBNAAT	16-Sep-20
105	Krishnanagar DTC	Nadia	State Govt	172	TRUENAT	29-Sep-20
106	Mission Hospital, Durgapur	Paschim Burdwan	PVT	18,251	TRUENAT	29-Sep-20
107	Medinova, Kolkata	Kolkata	PVT	5,167	TRUENAT	01-Oct-20
108	MSS Bansal Medical, Kolkata	Kolkata	PVT	14,521	TRUENAT	02-Oct-20
109	TLJ, SGH, Howrah	Howrah	PVT	338	TRUENAT	02-Oct-20
110	Narayan Memorial Hospital, Kolkata	Kolkata	PVT	1,000	TRUENAT	02-Oct-20
111	Kalimpong DH	Kalimpong	State Govt	428	TRUENAT	06-Oct-20
112	Mirik BPHC, Darjeeling	Darjeeling	State Govt	136	TRUENAT	09-Oct-20
113	Barjore SSH, Bankura	Bankura	State Govt	394	TRUENAT	11-Oct-20
114	Darjeeling DH	Darjeeling	State Govt	404	TRUENAT	11-Oct-20
115	Metropolis Kolkata	Kolkata	PVT	80,948	TRUENAT	14-Oct-20
116	Laboratory Services, Healthworld Hospitals, Durgapur	Paschim Burdwan	PVT	6,786	TRUENAT	04-Dec-20
117	Neotia Getwel Healthcare Centre, Siliguri	Darjeeling	PVT	2,063	CBNAAT	09-Jan-21
118	Arogya Niketan Nursing Home	Darjeeling	PVT	3,103	TRUENAT	16-Jan-21
119	Ruby General Hospital	Kolkata	PVT	2,556	CBNAAT	20-Jan-21
120	Cliniprfect Polyclinic and Diagnostics	North 24 Pargana	PVT	1,350	TRUENAT	23-Feb-21
121	10 Air Force Hospital, Hasimara	Alipurduar	Central Govt	938	TRUENAT	23-Apr-21
122	4 Air Force Hospital, Midnapore	Paschim Midnapore	Central Govt	1,319	TRUENAT	23-Apr-21
123	164 Military Hospital, Binnaguri	Jalpaiguri	Central Govt	1,496	TRUENAT	23-Apr-21
124	Central Hospital, SE Railway, Kolkata	Kolkata	Central Govt	966	CBNAAT	23-Apr-21
125	Zenith super speciality hospital	Kolkata	PVT	2,312	TRUENAT	23-Apr-21
126	Alipurduar Railway Hospital	Alipurduar	Central Govt	2,375	TRUENAT	23-Apr-21
127	<i>Antigen Test done within the State</i>		State Govt	63,23,968	-	-
128	<i>Samples Tested in Labs Outside the State</i>		PVT	4,78,639	RT-PCR	-
<b>TOTAL</b>				<b>1,46,13,782</b>	-	-

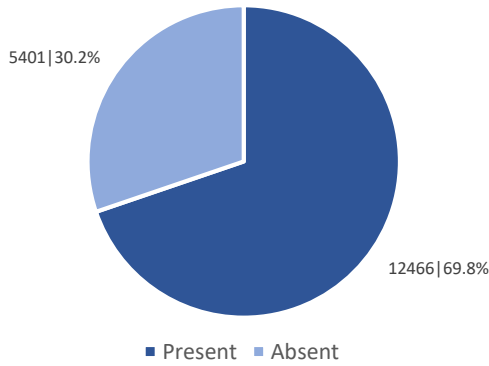
Note: Average tests per CBNAAT and TRUENAT machines are 32 per day and 16 per day respectively



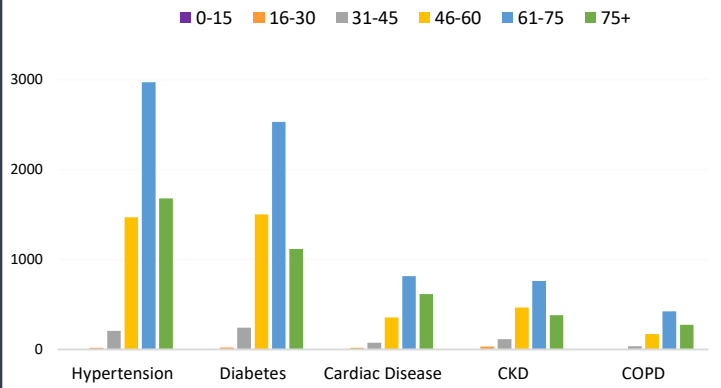
WEST BENGAL COVID-19 HEALTH BULLETIN – 8<sup>th</sup> JULY 2021

X

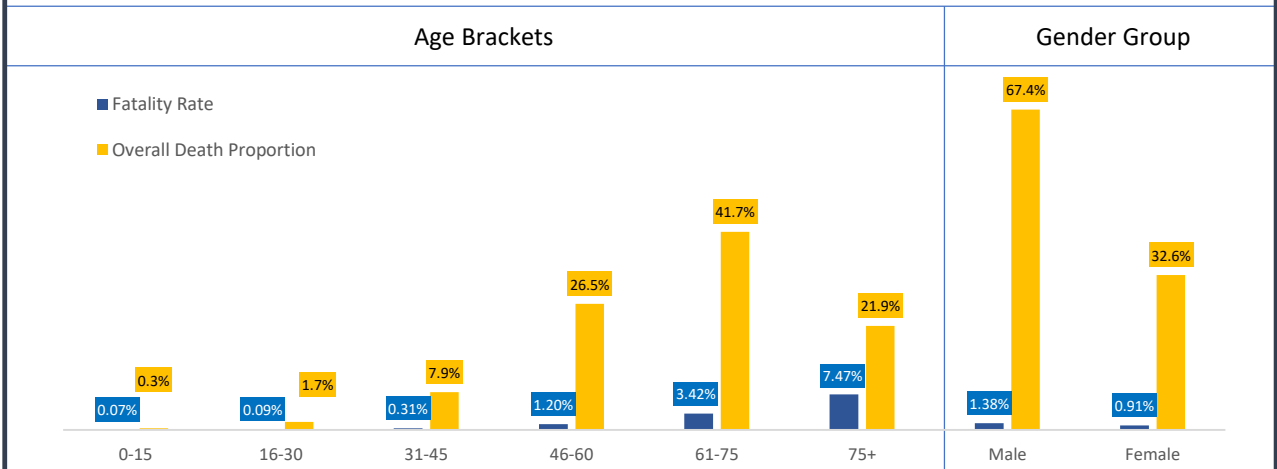
Comorbidity Status  
in Deceased Cases (n=17,867)



Age Group Wise Comorbidities Among Deceased

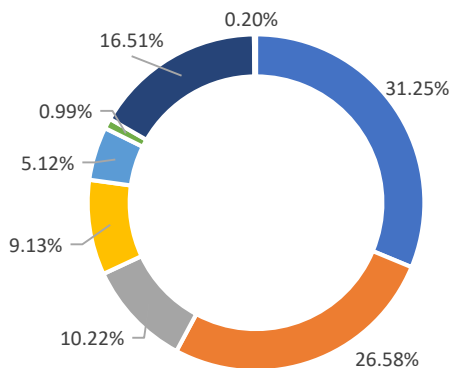


Fatality Rate & Death Proportion in Respective Age Brackets & Gender Groups

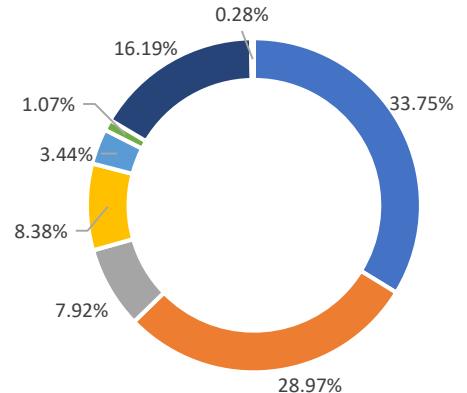


\*The blue data label shows the fatality rate in respective age/gender group i.e. no. of deaths as a proportion of total infections in respective age/gender group  
\*\*The orange data label shows the proportion of total deaths in respective age/gender group

Share of Comorbidities in Male



Share of Comorbidities in Female



■ Hypertension ■ Diabetes ■ Cardiac Disease ■ CKD ■ COPD ■ Malignancy ■ Other ■ on Dialysis

FATALITY ANALYSIS



# Department of Health & Family Welfare Govt. of West Bengal

## WEST BENGAL COVID-19 HEALTH BULLETIN – 8<sup>th</sup> JULY 2021

**XI**

**EQUIPMENT AND CONSUMABLE SUPPLY**

S. No	Consumable	Ordered by State Govt.	Received Yesterday	Total Received by State Govt.	Order Pending
1	PPEs	42.10 L	2,000	30.77 L	11.33 L
2	N95/FFP2 Masks	63.20 L	10,000	58.59 L	4.61 L
3	Regular Masks	123.84 L	20,000	123.50 L	0.34 L
4	Hand Sanitizers (In Ltrs.)	5.71 L	1,000	5.57 L	0.14 L
5	Gloves	125.00 L	20,000	114.20 L	10.80 L
6	Thermal Guns	20,000	NIL	20,000	NIL

S. No	Equipment	Number
1	Total Number of HFNO	470
2	Total Number of Oxygen Concentrators	5,020
3	Total Number of functional MGPS	109
4	Total Number of functional LMO Tanks	9
5	Total Number of functional PSA plants	6
6	Total Number of Ventilators in COVID Hospitals	1,298

**XII**

**DEDICATED COVID-19 HELPLINE (24 X 7)**

1. Dedicated COVID-19 Helpline : **1800 313 444 222**
2. Direct Telemedicine Line : **033 23576001**
3. Ambulance Service : **033 40902929**
4. COVID Telemedicine App "[Covid Telemedicine WB](#)" on Google Play Store
  - These services include allocation of beds in Govt. hospitals and Safe Homes
  - Telemedicine for citizens at large and those in home isolation
  - Ambulance service includes guidance and provision of Govt. ambulance
5. Tele-Psychological counselling services have started since August 1<sup>st</sup>, 2020.

General Queries			
1	A	Total Queries addressed in last 24 hours	3,968
	B	Total Queries addressed till 7 <sup>th</sup> July	19,79,534
Telemedicine			
2	A	Total consultations given in last 24 hours	2,191
	B	Total consultations given till 7 <sup>th</sup> July	7,78,911
Ambulance Services			
3	A	Ambulances assigned in last 24 hours	697
	B	Total calls received in last 24 hours	697
Tele-Psychological Counselling			
4	A	Counselling given in last 24 hours	812
	B	Counselling given till 7 <sup>th</sup> July	3,87,982

### State Government Interventions :

- Status of availability of beds for Covid positive patients in government and private hospitals along with information on other related services are available at <https://icms.wb.gov.in>
- Safe Homes : An initiative by the Government of West Bengal for care and treatment of asymptomatic/mild symptomatic COVID patients for whom home isolation is not possible /advisable
- As per State Government advisory Satellite Health Facilities are being developed by private hospitals in close vicinity of their hospitals as separate health facility for treatment of asymptomatic/mild symptomatic COVID patients. This intervention is expected to free beds in the hospitals for serious patients.

All the guidelines and orders relating to Covid-19 are posted on [www.wbhealth.gov.in](http://www.wbhealth.gov.in)

You can follow us on :

Facebook at: <https://www.facebook.com/wbdhfw/>

Twitter at: <https://twitter.com/wbdhfw>