



Department of Health & Family Welfare Govt. of West Bengal

WEST BENGAL COVID-19 HEALTH BULLETIN – 7th SEPTEMBER 2020

Active COVID-19 Cases as on 7th September: 23,216

S. No	Subject	Number
1	Total COVID-19 Cases till 6 th September	1,80,788
2	New COVID-19 Cases on 7 th September	3,077
3	Total COVID-19 Cases till 7th September (1+2)	1,83,865
4	Total Discharged	1,57,029 (+3,021)
5	Total Deaths as on 7 th September*	3,620 (+58)
6	Active COVID-19 Cases as on 7th September	23,216 (-2)
7	Discharge Rate (4/3)	85.40%

Note: All figures updated till 9AM, 7th September

#Daily increase/decrease with respect to previous day is shown as (+/-)

*Complete analysis can be referred from **Section X**, (Page no. 5)

S. No	Subject	Number
1	Samples Tested till 6 th September	21,58,690
2	Samples Tested on 7 th September	42,216
3	Total Number of Samples Tested till 7th September (1+2)	22,00,906
4	Tests per Million population	24,455
5	% of Positive Cases out of Samples Tested	8.35%
6	Total Testing Laboratories*	72
7	Testing Laboratories added this week	2
8	Testing Laboratories pending approval	1

*Detailed breakup of these laboratories is given on **Page 4**

S. No	Subject	Number
1	Total Number of Hospitals dedicated for treating COVID-19	91
2	Total Number of Govt. Hospitals dedicated for treating COVID-19	36
3	Total Number of Pvt. Hospitals requisitioned for treating COVID-19	55
4	Total Number of earmarked COVID-19 Beds	12,355
5	% Occupancy in COVID Beds	33.65%
6	Total ICU Beds in the COVID Hospitals	1,243
7	Total Number of Ventilators in the COVID Hospitals	790

Institutional Quarantine		
1	Total Govt. Quarantine Centres	582
2	Total number of people in Govt. Quarantine Centres	2,445
3	Total number of people released from Govt. Quarantine Centres	1,07,430
Home Quarantine		
1	Total Home Quarantined People	5,65,227
2	Total number of people currently in Home Quarantine	63,845
3	Total number of people released from Home Quarantine	5,01,382
Safe Homes		
1	Total Number of Safe Homes	200
2	Total Number of Beds in Safe Homes	11,507
3	Total Number of Patients in Safe Homes currently	1,777



Department of Health & Family Welfare Govt. of West Bengal

WEST BENGAL COVID-19 HEALTH BULLETIN – 7th SEPTEMBER 2020

V

DISTRICT SNAPSHOT#

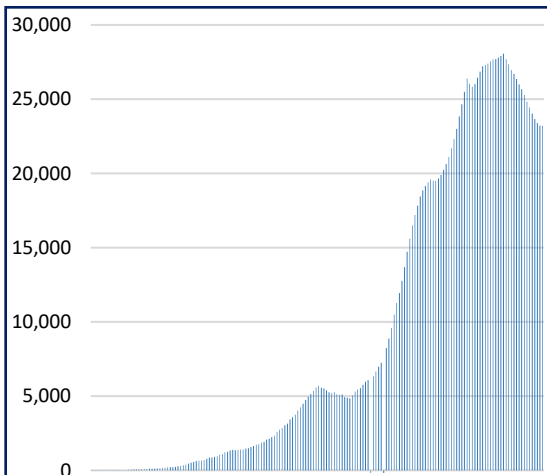
1	2	3	4	5	6 = 3-4-5	7
S. No	District	Total Cases	Total Discharged	Total Deaths	Total Active Cases	Last Reported Case
1	Alipurduar	2,851 ⁺⁹²	2,081 ⁺¹⁰²	23 ⁺²	747 ⁻¹²	6- Sept
2	Coochbehar	3,791 ⁺⁹²	2,970 ⁺¹⁵⁴	14	807 ⁻⁶²	6- Sept
3	Darjeeling	5,680 ⁺¹¹⁰	4,929 ⁺¹⁰⁸	81	670 ⁺²	6- Sept
4	Kalimpong	539 ⁺⁵	475 ⁺¹⁰	3	61 ⁻⁵	6- Sept
5	Jalpaiguri	4,236 ⁺³⁵	3,496 ⁺⁵⁹	37	703 ⁻²⁴	6- Sept
6	Uttar Dinajpur	2,497 ⁺²³	2,249 ⁺³⁰	23 ⁺¹	225 ⁻⁸	6- Sept
7	Dakshin Dinajpur	4,107 ⁺³⁴	3,746 ⁺⁶⁶	26	335 ⁻³²	6- Sept
8	Malda	5,224 ⁺³⁴	4,918 ⁺⁵⁷	40 ⁺¹	266 ⁻²⁴	6- Sept
9	Murshidabad	3,831 ⁺⁵²	3,339 ⁺⁹⁵	48	444 ⁻⁴³	6- Sept
10	Nadia	4,625 ⁺¹⁴⁶	3,778 ⁺¹⁴²	48 ⁺²	799 ⁺²	6- Sept
11	Birbhum	2,403 ⁺³⁹	2,071 ⁺⁴⁵	18	314 ⁻⁶	6- Sept
12	Purulia	1,724 ⁺³⁵	1,354 ⁺⁴⁴	6	364 ⁻⁹	6- Sept
13	Bankura	3,280 ⁺¹⁰⁷	2,561 ⁺¹⁰³	25 ⁺¹	694 ⁺³	6- Sept
14	Jhargram	306 ⁺⁵	261 ⁺⁵	2	43	6- Sept
15	Paschim Medinipur	5,868 ⁺²⁰⁴	4,590 ⁺²¹³	61 ⁺³	1,217 ⁻¹²	6- Sept
16	Purba Medinipur	7,424 ⁺²¹⁹	6,087 ⁺¹⁰⁴	78 ⁺²	1,259 ⁺¹¹³	6- Sept
17	Purba Bardhaman	3,188 ⁺⁶⁹	2,698 ⁺⁶	23 ⁺¹	467 ⁺⁶²	6- Sept
18	Paschim Bardhaman	4,550 ⁺¹⁵⁸	3,623 ⁺⁹³	39	888 ⁺⁶⁵	6- Sept
19	Howrah	14,316 ⁺¹¹⁰	12,877 ⁺¹⁰⁸	420 ⁺⁸	1,019 ⁻⁶	6- Sept
20	Hooghly	8,920 ⁺²⁷¹	7,426 ⁺¹⁵⁸	152 ⁺⁶	1,342 ⁺¹⁰⁷	6- Sept
21	North 24 Parganas	38,287 ⁺⁵⁷⁶	32,431 ⁺⁵⁷⁷	820 ⁺¹³	5,036 ⁻¹⁴	6- Sept
22	South 24 Parganas	12,610 ⁺²⁰³	11,044 ⁺¹⁹⁴	238 ⁺²	1,328 ⁺⁷	6- Sept
23	Kolkata	43,542 ⁺⁴⁵⁸	37,962 ⁺⁵⁴⁸	1,392 ⁺¹⁶	4,188 ⁻¹⁰⁶	6- Sept
24	Other State	66	63	3	0	6-June
TOTAL		1,83,865^{+3,077}	1,57,029^{+3,021}	3,620⁺⁵⁸	23,216⁻²	

#District Wise data is subject to verification and may change

#Daily increase/decrease with respect to previous day is in superscript as +/- (Eg: +4)

VI

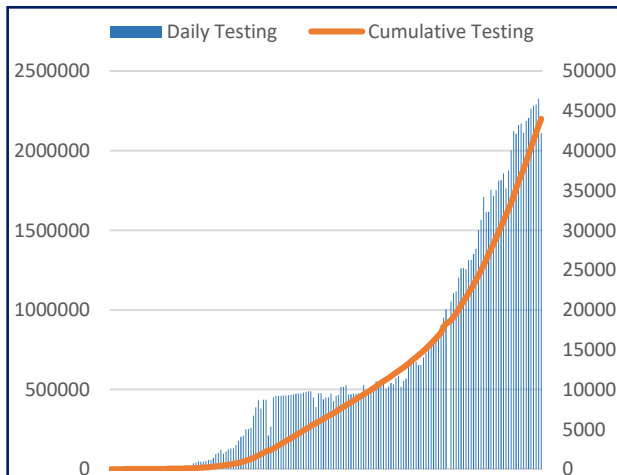
DAILY CUMULATIVE ACTIVE COVID-19 CASES



17th March to 7th Sep

VII

SAMPLES TESTED (Daily and Cumulative)



17th March to 7th Sep



Department of Health & Family Welfare
Govt. of West Bengal

WEST BENGAL COVID-19 HEALTH BULLETIN – 7th SEPTEMBER 2020

VIII

UNIT WISE EQUIPMENT SUPPLY (CUMULATIVE)

S. No.	Unit Name	PPE	N95/FFP2	Regular Masks		Gloves	Sanitizer (In ltr.)
				Reusable Mask	Disposable Mask		
1	Alipurduar	13,800	17,250	13,400	78,400	49,700	3,742.0
2	Bankura	29,250	29,200	25,800	1,06,550	66,200	5,748.0
3	Birbhum	25,450	17,300	30,400	57,550	11,200	4,621.0
4	Bishnupur HD	10,350	20,900	49,100	89,250	76,700	4,861.0
5	Coochbehar	24,600	17,450	25,700	23,100	4,700	3,404.0
6	Dakshin Dinajpur	13,900	13,650	21,500	81,100	56,200	4,271.0
7	Darjeeling	28,250	28,650	22,900	24,200	6,700	4,098.0
8	Diamond Harbour HD	33,750	22,300	28,000	80,550	54,500	3,034.0
9	Hooghly	38,370	28,250	43,000	1,06,700	73,600	7,341.0
10	Howrah	78,950	46,000	56,780	1,30,050	1,49,200	5,731.0
11	Jalpaiguri	25,800	23,600	45,300	78,000	14,700	4,363.0
12	Jhargram	8,550	9,300	24,890	41,050	36,200	3,443.0
13	Kalimpong	13,150	14,800	19,000	47,550	8,200	3,070.5
14	Malda	19,600	17,200	26,000	63,100	70,700	6,151.0
15	Murshidabad	22,333	32,880	44,700	91,100	59,200	10,080.0
16	Nadia	45,070	21,240	36,800	96,550	90,700	4,531.0
17	North 24 Parganas	55,800	38,240	31,440	1,14,000	52,700	6,433.5
18	Basirhat HD	34,320	29,230	32,280	1,04,550	1,19,000	3,697.0
19	Paschim Bardhaman	24,650	22,400	17,580	63,500	80,900	1,407.0
20	Paschim Medinipur	25,950	30,300	36,590	1,04,550	1,02,700	5,835.0
21	Purba Bardhaman	37,650	31,200	23,800	90,050	92,200	6,843.0
22	Purba Medinipur	33,550	21,200	32,220	24,550	28,100	1,731.0
23	Nandigram HD	10,250	19,900	30,140	87,050	60,700	5,929.0
24	Purulia	33,950	21,600	48,700	1,00,550	87,200	6,171.0
25	Rampurhat HD	16,650	19,100	28,300	38,550	44,000	3,787.0
26	South 24 Parganas	32,450	21,100	29,900	63,250	50,400	1,941.0
27	Uttar Dinajpur	30,750	28,550	41,600	75,050	61,200	4,403.0
28	Bankura S MC&H	11,500	28,150	10,200	1,21,000	1,25,900	1,760.0
29	Coochbehar MC&H	10,800	10,400	14,600	38,000	51,000	2,192.0
30	NB MC&H	26,350	56,000	20,000	1,51,200	1,38,500	5,290.0
31	Diamond Harbour MC&H	12,300	13,200	10,100	98,500	1,05,500	2,398.0
32	Malda MC&H	13,800	42,100	13,100	1,39,500	1,45,500	3,818.0
33	Murshidabad MC&H	24,630	40,950	14,600	82,500	1,14,000	1,940.0
34	Bardhaman MC&H	17,400	24,100	17,500	1,17,500	1,25,500	2,698.0
35	Medinipur MC&H	30,300	37,700	27,100	1,67,500	1,22,500	7,198.0
36	Purulia MC&H	11,300	15,200	51,600	73,500	86,000	3,398.0
37	Rampurhat MC&H	16,400	14,400	17,600	29,000	40,500	7,398.0
38	Raiganj MC&H	10,600	9,900	13,100	31,000	40,500	1,690.0
39	JNM MC&H	17,400	20,000	24,000	45,000	27,500	2,172.0
40	Sagar Dutta MC&H	30,020	43,830	17,600	96,050	1,20,000	4,778.0
41	ID & BG Hospital	33,050	43,800	20,600	73,100	53,500	2,671.0
42	RG Kar MCH	29,850	50,000	15,800	2,00,550	2,10,700	5,007.0
43	NRS MCH	41,250	47,500	30,300	1,16,550	1,04,200	3,140.0
44	IPGMER & SSKMH	73,900	73,590	55,100	3,07,550	2,96,500	8,767.0
45	Medical College, Kolkata	95,450	86,000	18,800	1,94,050	2,51,500	5,412.0
46	CNMCH	40,850	41,300	23,150	1,16,500	52,500	3,372.0
47	Other Govt Dept/Institutions	3,06,476	2,69,225	1,88,658	7,16,326	6,49,902	39,058.3
48	Stock in hand-In Transit	6,39,493	3,87,905	6,91,031	2,74,882	2,008	28,465.9
TOTAL		22,60,262	19,98,040	21,60,359	52,50,208	44,71,210	2,69,290.2

*In addition to State supply, local procurement is also done.



Department of Health & Family Welfare Govt. of West Bengal

WEST BENGAL COVID-19 HEALTH BULLETIN – 7th SEPTEMBER 2020

IX

DETAILS OF TESTING LABS

S. No.	Name of Testing Lab	Samples Tested	Method of Testing	Functional WEF
1	NICED	1,12,894	RT-PCR	Since Beginning
2	SSKM	1,19,503	RT-PCR	17-Mar
3	Medinipur MCH	99,152	RT-PCR	24-Mar
4	North Bengal MCH	1,30,289	RT-PCR	29-Mar
5	School of Tropical Medicine	74,852	RT-PCR	01-Apr
6	Apollo Hospital	14,238	RT-PCR	06-Apr
7	Tata Medical Centre	10,512	RT-PCR	06-Apr
8	Malda MCH	82,195	RT-PCR	08-Apr
9	Dr. Lal Pathlab	97,240	RT-PCR	17-Apr
10	Command Hospital	11,619	RT-PCR	17-Apr
11	CNCI	8,867	RT-PCR	22-Apr
12	RG Kar MCH	98,620	RT-PCR	24-Apr
13	SURAKSHA	57,422	RT-PCR	24-Apr
14	Murshidabad MCH	69,801	RT-PCR	26-Apr
15	Peerless	18,977	RT-PCR	30-Apr
16	Burdwan MCH	63,347	RT-PCR	06-May
17	MCH Kolkata	35,581	RT-PCR	08-May
18	NRS MCH	40,208	RT-PCR	12-May
19	Sanaka Hospitals	46,656	RT-PCR	12-May
20	Medica Hospital	49,173	RT-PCR	15-May
21	Bankura MCH	53,123	RT-PCR	22-May
22	Suri DH	39,643	RT-PCR	22-May
23	Coochbehar GMCH	20,407	RT-PCR	06-Jun
24	COMJNM Kalyani	41,452	RT-PCR	10-Jun
25	Desun Hospital	1,714	RT-PCR	17-Jun
26	RN Tagore Hospital	6,280	RT-PCR	24-Jun
27	Raigunj MCH	23,328	RT-PCR	26-Jun
28	Jagannath Gupta Institute of Medical Sciences	1,259	RT-PCR	06-Jul
29	ESI-Postgraduate Institute of Medical Science and Research	2,334	RT-PCR	16-Jul
30	Remedy Lifecare, Kolkata	2,062	RT-PCR	21-Jul
31	AMRI Dhakuria	12,046	RT-PCR	19-May
32	Rampurhat MCH	22,476	RT-PCR	19-May
33	CNMCH	15,505	RT-PCR	20-May
34	DH GMCH	20,831	RT-PCR	20-May
35	COMSDH	12,917	RT-PCR	27-May
36	Purulia Govt. MCH	19,533	RT-PCR	03-Jun
37	SRL Lab	8,016	RT-PCR	18-Jun
38	Probe diagnostics	414	RT-PCR	14-Aug
39	AMRI Salt Lake	5,055	CBNAAT	01-May
40	CMRI	3,915	CBNAAT	13-May
41	Asansol DH	1,325	TRUENAT	19-May
42	Jhargram DH	1,090	TRUENAT	19-May
43	Falakata SSH	2,187	TRUENAT	20-May
44	Balurghat DH	1,701	TRUENAT	22-May
45	Serampore DH	1,032	TRUENAT	25-May
46	Uluberia SSH	1,145	TRUENAT	27-May
47	Jangipur SDH	845	TRUENAT	27-May
48	Egra SDH	331	TRUENAT	27-May
49	MR Bangur Hospital	326	TRUENAT	28-May
50	Chanchal SDH	365	TRUENAT	28-May
51	Biswa Bangla Kirirangan COVID Hospital	26,558	TRUENAT	31-May
52	Woodlands	1,865	CBNAAT	11-Jun
53	Alipurduar DH	1,345	TRUENAT	16-Jun
54	Basirhat DH	248	TRUENAT	19-Jun
55	Anandaloke Sonoscan, Siliguri	755	TRUENAT	27-Jun
56	Gangarampur SDH	527	CBNAAT	16-Jul
57	Contai SDH	286	TRUENAT	20-Jul
58	ILS hospital	519	TRUENAT	25-Jul
59	Uttar Latabari DH	72	TRUENAT	04-Aug
60	Nandigram SSH/DH	140	TRUENAT	04-Aug
61	Panskura Hospital	49	TRUENAT	06-Aug
62	Chittaranjan Seva Sadan Hospital	78	TRUENAT	10-Aug
63	Dr. PK Saha Hospital, Coochbihar	353	TRUENAT	11-Aug
64	Salt Lake SDH	90	TRUENAT	13-Aug
65	Charnock Hospital	230	TRUENAT	14-Aug
66	Gabberia SGH	24	TRUENAT	15-Aug
67	Spandan Disgnostic Center	614	TRUENAT	16-Aug
68	Kakdwip SSH	39	TRUENAT	17-Aug
69	Mal SSH	30	TRUENAT	18-Aug
70	Howrah DH	33	TRUENAT	21-Aug
71	Sagardighi SSH	1	TRUENAT	2-Sept
72	Domkal SSH	2	TRUENAT	6-Sept
73	Antigen Test done within the State	5,62,076	-	-
74	Samples Tested in Labs Outside the State	41,169	RT-PCR	-
	TOTAL	22,00,906		

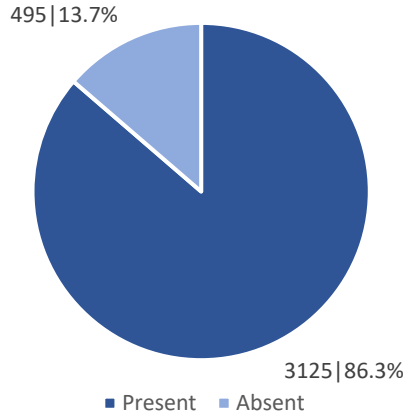
Note: Average tests per CBNAAT and TRUENAT machines are 32 per day and 16 per day respectively



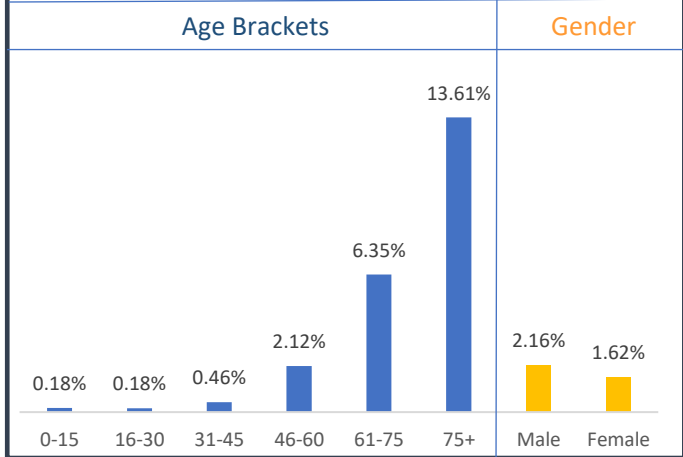
WEST BENGAL COVID-19 HEALTH BULLETIN – 7th SEPTEMBER 2020

X

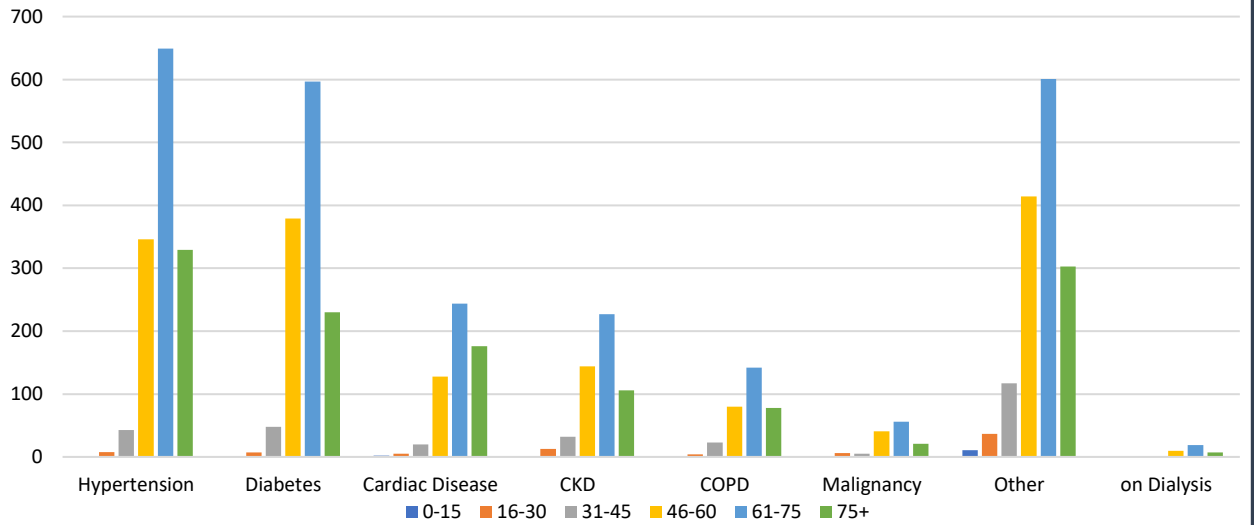
Comorbidity Status in Deceased Cases (n=3,620)



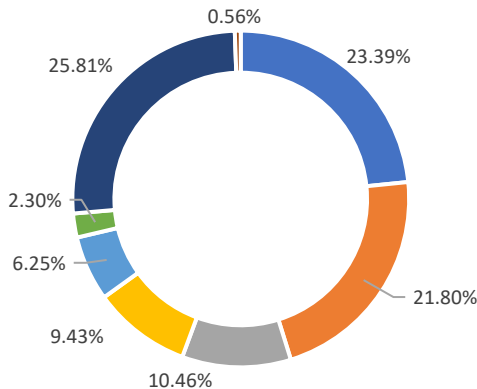
Fatality Rate in Respective Age Brackets & Gender Group



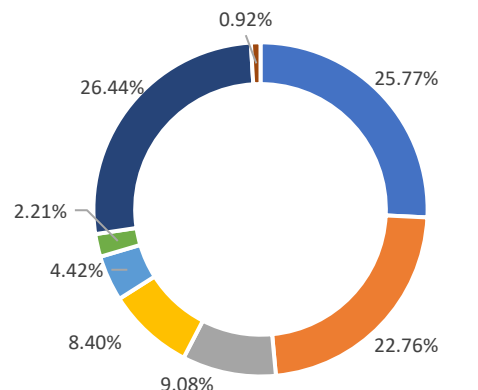
Age Group Wise Comorbidities Among Deceased



Share of Comorbidities in Male



Share of Comorbidities in Female



FATALITY ANALYSIS



Department of Health & Family Welfare Govt. of West Bengal

WEST BENGAL COVID-19 HEALTH BULLETIN – 7th SEPTEMBER 2020

XI

EQUIPMENT SUPPLY

S. No	Equipment	Ordered by State Govt.	Received Yesterday	Total Received by State Govt.	Order Pending
1	PPEs	29.10 L	7,000	21.89 L	7.21 L
2	N95/FFP2 Masks	37.50 L	15,000	19.02 L	18.48 L
3	Regular Masks	59.50 L	20,000	53.83 L	5.67 L
4	Hand Sanitizers (In Ltrs.)	2.55 L	500	2,51,500	3,500
5	Gloves	44.50 L	18,000	41.58 L	2.92 L
6	Thermal Guns	20,000	NIL	20,000	NIL

XII

DEDICATED COVID-19 HELPLINE (24 X 7)

1. Dedicated COVID-19 Helpline : **1800 313 444 222**
2. Direct Telemedicine Line : **033 23576001**
3. Ambulance Service : **033 40902929**
4. COVID Telemedicine App "[Covid Telemedicine WB](#)" on Google Play Store
 - These services include allocation of beds in Govt. hospitals and Safe Homes
 - Telemedicine for citizens at large and those in home isolation
 - Ambulance service includes guidance and provision of Govt. ambulance
5. Tele-Psychological counselling services have started since August 1st, 2020.

General Queries			
1	A	Total Queries addressed in last 24 hours	3,962
	B	Total Queries addressed till 6 th September	11,66,612
Telemedicine			
2	A	Total consultations given in last 24 hours	4,239
	B	Total consultations given till 6 th September	1,74,904
Ambulance Services			
3	A	Ambulances assigned in last 24 hours	499
	B	Total calls received in last 24 hours	516
Tele-Psychological Counselling			
4	A	Counselling given in last 24 hours	1,338
	B	Counselling given till 6 th September	52,401

State Government Interventions :

- Status of availability of beds for COVID positive patients in government and private hospitals is available at Health & FW Department's website: www.wbhealth.gov.in
- Safe Homes : An initiative by the Government of West Bengal for care and treatment of asymptomatic/mild symptomatic COVID patients for whom home isolation is not possible /advisable
- As per State Government advisory Satellite Health Facilities are being developed by private hospitals in close vicinity of their hospitals as separate health facility for treatment of asymptomatic/mild symptomatic COVID patients. This intervention is expected to free beds in the hospitals for serious patients.

All the guidelines and orders relating to Covid-19 are posted on www.wbhealth.gov.in

You can follow us on :

Facebook at: <https://www.facebook.com/wbdhfw/>

Twitter at: <https://twitter.com/wbdhfw>