



Department of Health & Family Welfare Govt. of West Bengal

WEST BENGAL COVID-19 HEALTH BULLETIN – 7th APRIL 2021

Active COVID-19 Cases as on 7th April: 14,290

COVID 19 STATUS	S. No	Subject	Number
	1	Total COVID-19 Cases till 6 th April	5,97,634
	2	New COVID-19 Cases on 7 th April	2,390
	3	Total COVID-19 Cases till 7th April (1+2)	6,00,024
	4	Total Discharged	5,75,371 (+867)
	5	Total Deaths as on 7 th April*	10,363 (+8)
	6	Active COVID-19 Cases as on 7th April	14,290 (+1,515)
	7	Discharge Rate (4/3)	95.89%

Note: All figures updated till 9AM, 7th April

#Daily increase/decrease with respect to previous day is shown as (+/-)

*Complete analysis can be referred from **Section X**, (Page no. 5)

TESTING SNAPSHOT	S. No	Subject	Number
	1	Samples Tested till 6 th April	93,33,801
	2	Samples Tested on 7 th April	29,394
	3	Total Number of Samples Tested till 7th April (1+2)	93,63,195
	4	Tests per Million population	1,04,036
	5	% of Positive Cases out of Samples Tested	6.41%
	6	Total Testing Laboratories*	105
	7	Testing Laboratories added this week	0
8	Testing Laboratories pending approval	1	

*Detailed breakup of these laboratories is given on **Page 4 and Page 5**

INFRASTRUCTURE DETAILS	S. No	Subject	Number
	1	Total Number of Hospitals dedicated for treating COVID-19	46
	2	Total Number of Govt. Hospitals dedicated for treating COVID-19	35
	3	Total Number of Pvt. Hospitals requisitioned for treating COVID-19	11
	4	Total Number of earmarked COVID-19 Beds	5,604
	5	% Occupancy in COVID Beds	22.32%
	6	Total ICU/HDU Beds in the COVID Hospitals	1,357
7	Total Number of Ventilators in the COVID Hospitals	525	

QUARANTINE DETAILS	Home Quarantine		
	1	Total Home Quarantined People	25,68,323
	2	Total number of people currently in Home Quarantine	9,511
	3	Total number of people released from Home Quarantine	25,58,812
	1	Total Number of Safe Homes	200
	2	Total Number of Beds in Safe Homes	11,507
	3	Total Number of Patients in Safe Homes currently	6



Department of Health & Family Welfare Govt. of West Bengal

WEST BENGAL COVID-19 HEALTH BULLETIN – 7th APRIL 2021

V

DISTRICT SNAPSHOT#

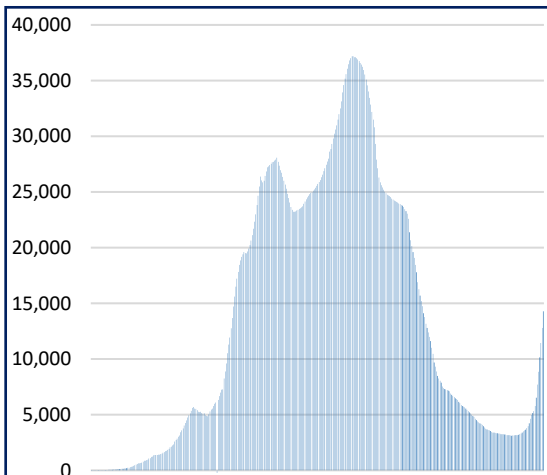
1	2	3	4	5	6 = 3-4-5	7
S. No	District	Total Cases	Total Discharged	Total Deaths	Total Active Cases	Last Reported Case
1	Alipurduar	7,755 ⁺³	7,648 ⁺²	86	21 ⁺¹	6- Apr
2	Coochbehar	11,925 ⁺⁵	11,812 ⁺²	72	41 ⁺³	6- Apr
3	Darjeeling	18,848 ⁺⁵⁰	18,437 ⁺¹⁸	204	207 ⁺³²	6- Apr
4	Kalimpong	2,255 ⁺²	2,216 ⁺¹	27	12 ⁺¹	6- Apr
5	Jalpaiguri	14,889 ⁺¹⁶	14,640 ⁺⁵	164	85 ⁺¹¹	6- Apr
6	Uttar Dinajpur	6,990 ⁺²³	6,732 ⁺⁶	78	180 ⁺¹⁷	6- Apr
7	Dakshin Dinajpur	8,254 ⁺¹	8,126 ⁺²	74	54 ⁻¹	6- Apr
8	Malda	13,138 ⁺⁸²	12,727 ⁺¹¹	115	296 ⁺⁷¹	6- Apr
9	Murshidabad	12,698 ⁺⁷³	12,275 ⁺⁹	150	273 ⁺⁶⁴	6- Apr
10	Nadia	23,139 ⁺⁶²	22,523 ⁺¹³	320	296 ⁺⁴⁹	6- Apr
11	Birbhum	11,108 ⁺¹⁰⁹	10,206 ⁺⁴³	89	813 ⁺⁶⁶	6- Apr
12	Purulia	7,584 ⁺²⁸	7,389 ⁺¹⁴	49	146 ⁺¹⁴	6- Apr
13	Bankura	12,228 ⁺⁹	12,059 ⁺¹⁰	92	77 ⁻¹	6- Apr
14	Jhargram	3,081 ⁺¹	3,050 ⁺¹	22	9	6- Apr
15	Paschim Medinipur	20,493 ⁺¹⁴	20,045 ⁺¹⁰	312	136 ⁺⁴	6- Apr
16	Purba Medinipur	21,008 ⁺²⁵	20,547 ⁺⁹	279	182 ⁺¹⁶	6- Apr
17	Purba Bardhaman	12,988 ⁺³⁷	12,691 ⁺¹²	103	194 ⁺²⁵	6- Apr
18	Paschim Bardhaman	17,559 ⁺¹¹³	16,623 ⁺³⁴	173 ⁺¹	763 ⁺⁷⁸	6- Apr
19	Howrah	37,968 ⁺²²⁴	35,674 ⁺⁸⁹	1,057 ⁺¹	1,237 ⁺¹³⁴	6- Apr
20	Hooghly	30,742 ⁺¹²¹	29,624 ⁺⁵³	500	618 ⁺⁶⁸	6- Apr
21	North 24 Parganas	1,29,076 ⁺⁵⁴⁸	1,23,520 ⁺²⁰⁶	2,542 ⁺³	3,014 ⁺³³⁹	6- Apr
22	South 24 Parganas	38,685 ⁺¹²²	37,127 ⁺⁵³	715	843 ⁺⁶⁹	6- Apr
23	Kolkata	1,37,547 ⁺⁷²²	1,29,617 ⁺²⁶⁴	3,137 ⁺³	4,793 ⁺⁴⁵⁵	6- Apr
24	Other State	66	63	3	0	6-June
TOTAL		6,00,024^{+2,390}	5,75,371⁺⁸⁶⁷	10,363⁺⁸	14,290^{+1,515}	

#District Wise data is subject to verification and may change

#Daily increase/decrease with respect to previous day is in superscript as +/- (Eg: +4)

VI

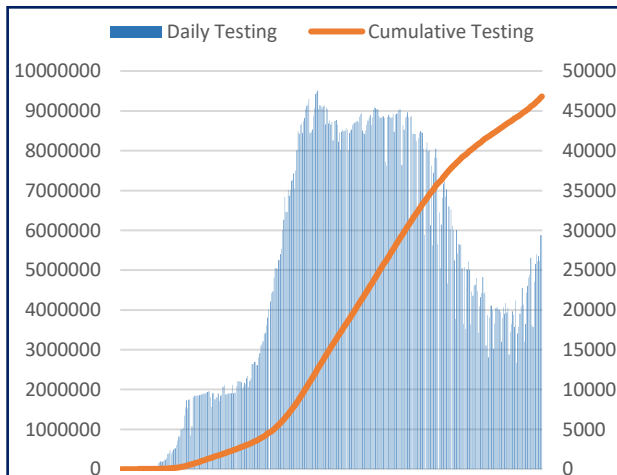
DAILY CUMULATIVE ACTIVE COVID-19 CASES



17th March to 7th Apr

VII

SAMPLES TESTED (Daily and Cumulative)



17th March to 7th Apr



Department of Health & Family Welfare Govt. of West Bengal

WEST BENGAL COVID-19 HEALTH BULLETIN – 7th APRIL 2021

VIII

UNIT WISE EQUIPMENT SUPPLY (CUMULATIVE)

S. No.	Unit Name	PPE	N95/FFP2	Regular Masks		Gloves	Sanitizer (In ltr.)
				Reusable Mask	Disposable Mask		
1	Alipurduar	17,800	26,250	13,400	1,00,900	74,200	5,092.0
2	Bankura	44,950	46,700	27,300	1,61,550	1,04,200	7,448.0
3	Birbhum	36,150	28,300	32,400	96,050	49,700	6,171.0
4	Bishnupur HD	15,350	31,600	54,600	1,25,750	1,17,200	6,061.0
5	Coochbehar	33,600	29,450	26,950	41,100	7,200	4,354.0
6	Dakshin Dinajpur	20,400	19,650	21,500	1,21,600	83,700	4,921.0
7	Darjeeling	52,250	50,650	22,900	32,200	10,700	4,498.0
8	Diamond Harbour HD	51,250	32,300	28,000	1,07,550	1,11,500	4,284.0
9	Hooghly	64,870	51,250	47,000	1,74,200	1,59,100	11,041.0
10	Howrah	1,13,450	78,000	63,780	2,02,550	2,33,200	6,531.0
11	Jalpaiguri	34,800	38,100	45,550	1,11,000	61,200	6,063.0
12	Jhargram	16,750	16,100	24,890	57,050	56,200	4,443.0
13	Kalimpong	21,150	20,900	19,000	68,050	35,200	4,370.5
14	Malda	26,100	23,200	26,000	87,100	97,700	7,151.0
15	Murshidabad	35,333	51,380	48,700	1,43,100	1,40,200	10,080.0
16	Nadia	62,070	39,740	37,100	1,49,050	1,39,700	5,831.0
17	North 24 Parganas	1,01,000	77,740	31,440	1,90,000	1,23,700	7,383.5
18	Basirhat HD	44,320	45,230	32,280	1,44,050	1,65,000	5,647.0
19	Paschim Bardhaman	37,850	35,100	17,780	1,21,000	1,21,900	2,257.0
20	Paschim Medinipur	32,450	45,300	41,090	1,56,050	1,42,700	7,435.0
21	Purba Bardhaman	58,650	51,700	27,100	1,36,550	1,53,700	9,943.0
22	Purba Medinipur	54,550	41,200	33,220	87,050	1,00,100	1,731.0
23	Nandigram HD	18,750	33,100	30,640	1,21,050	83,200	7,279.0
24	Purulia	50,450	34,600	52,700	1,48,550	1,21,700	7,421.0
25	Rampurhat HD	24,150	29,000	30,300	62,050	74,500	5,637.0
26	South 24 Parganas	57,450	33,600	33,400	1,07,250	1,10,400	2,141.0
27	Uttar Dinajpur	35,750	43,550	43,850	1,13,050	1,31,700	5,853.0
28	Bankura S MC&H	21,000	46,650	10,200	1,82,500	2,16,400	2,660.0
29	Coochbehar MC&H	13,800	14,900	14,600	53,500	83,500	3,442.0
30	NB MC&H	40,350	96,000	20,000	2,24,200	2,40,500	7,890.0
31	Diamond Harbour MC&H	13,300	24,200	10,100	1,47,500	1,50,000	3,898.0
32	Malda MC&H	18,800	71,100	13,100	1,88,500	2,27,500	5,968.0
33	Murshidabad MC&H	31,630	73,950	14,600	1,29,000	2,12,000	2,340.0
34	Bardhaman MC&H	23,900	34,100	17,500	1,89,500	2,27,500	3,448.0
35	Medinipur MC&H	56,300	72,700	34,100	2,53,000	2,00,000	11,598.0
36	Purulia MC&H	13,300	19,900	51,600	99,500	1,21,000	4,098.0
37	Rampurhat MC&H	21,400	25,900	17,600	40,000	77,500	10,048.0
38	Raiganj MC&H	14,100	11,900	13,100	56,500	87,000	2,190.0
39	JNM MC&H	17,400	21,000	24,000	45,000	59,500	2,972.0
40	Sagar Dutta MC&H	67,520	93,830	17,600	1,76,550	2,08,000	7,978.0
41	ID & BG Hospital	45,050	59,800	20,600	1,01,100	77,500	2,671.0
42	RG Kar MCH	40,850	66,500	15,800	3,01,050	3,40,200	7,207.0
43	NRS MCH	63,250	95,500	30,800	2,15,550	2,19,200	5,090.0
44	IPGMER & SSKMH	98,900	1,11,090	66,600	4,29,050	4,29,500	15,317.0
45	Medical College, Kolkata	1,66,450	1,50,000	20,800	3,26,050	4,27,500	9,262.0
46	CNMCH	52,350	48,300	23,150	1,33,500	1,01,500	3,672.0
47	Other Govt Dept/Institutions	4,31,051	3,90,795	2,26,188	10,69,271	10,74,202	59,055.0
48	Stock in hand-In Transit	5,51,918	24,53,235	8,72,451	25,63,937	23,03,708	1,50,918.0
TOTAL		29,64,262	50,35,040	24,47,359	1,00,90,208	98,93,210	4,82,789.0

**In addition to State supply, local procurement is also done.*



Department of Health & Family Welfare Govt. of West Bengal

WEST BENGAL COVID-19 HEALTH BULLETIN – 7th APRIL 2021

IX

DETAILS OF TESTING LABS

S. No.	Name of Testing Lab	Samples Tested	Method of Testing	Functional WEF
1	NICED	2,16,935	RT-PCR	Since Beginning
2	SSKM	2,99,173	RT-PCR	17-Mar
3	Medinipur MCH	1,63,177	RT-PCR	24-Mar
4	North Bengal MCH	3,55,123	RT-PCR	29-Mar
5	School of Tropical Medicine	2,28,829	RT-PCR	01-Apr
6	Apollo Hospital	55,699	RT-PCR	06-Apr
7	Tata Medical Centre	21,381	RT-PCR	06-Apr
8	Malda MCH	2,58,167	RT-PCR	08-Apr
9	Dr. Lal Pathlab	2,27,403	RT-PCR	17-Apr
10	Command Hospital	34,712	RT-PCR	17-Apr
11	CNCI	24,263	RT-PCR	22-Apr
12	RG Kar MCH	2,60,617	RT-PCR	24-Apr
13	SURAKSHA	1,31,777	RT-PCR	24-Apr
14	Murshidabad MCH	1,98,887	RT-PCR	26-Apr
15	Peerless	66,098	RT-PCR	30-Apr
16	Burdwan MCH	1,89,182	RT-PCR	06-May
17	MCH Kolkata	1,07,654	RT-PCR	08-May
18	NRS MCH	1,37,687	RT-PCR	12-May
19	Sanaka Hospitals	1,02,811	RT-PCR	12-May
20	Medica Hospital	1,21,589	RT-PCR	15-May
21	Bankura MCH	1,67,840	RT-PCR	22-May
22	Suri DH	1,38,950	RT-PCR	22-May
23	Coochbehar GMCH	1,74,355	RT-PCR	06-Jun
24	COMJNM Kalyani	1,72,236	RT-PCR	10-Jun
25	Desun Hospital	6,951	RT-PCR	17-Jun
26	RN Tagore Hospital	37,456	RT-PCR	24-Jun
27	Raigunj MCH	84,921	RT-PCR	26-Jun
28	Jagannath Gupta Institute of Medical Sciences	4,578	RT-PCR	06-Jul
29	ESI-Postgraduate Institute of Medical Science and Research	11,551	RT-PCR	16-Jul
30	Remedy Lifecare, Kolkata	12,808	RT-PCR	21-Jul
31	AMRI Dhakuria	46,734	RT-PCR	19-May
32	Rampurhat MCH	85,101	RT-PCR	19-May
33	CNMCH	76,685	RT-PCR	20-May
34	DH GMCH	1,72,889	RT-PCR	20-May
35	COMSDH	54,143	RT-PCR	27-May
36	Purulia Govt. MCH	99,905	RT-PCR	03-Jun
37	SRL Lab	1,30,901	RT-PCR	18-Jun
38	Probe diagnostics	41,332	RT-PCR	14-Aug
39	Pulse Diagnostics	63,711	RT-PCR	12-Sept
40	RB Diagnostic Kolkata	57,893	RT-PCR	20-Sept
41	Purba Medinipur DH	27,722	RT-PCR	24-Sept
42	B.P. Poddar Hospital & Medical Research Ltd	2,239	RT-PCR	27-Oct
43	Swastik Clinic & Seva Sadan Pvt. Ltd., Birbhum	263	RT-PCR	27-Oct
44	Repromed Diagnostic Ltd	15,353	RT-PCR	24-Sept
45	Gouri Devi Institute of Medical Sciences and Hospital	1,914	RT-PCR	7-Nov
46	IQ City Medical College Durgapur	4,217	RT-PCR	4-Dec
47	Imambara DH, Hooghly	17,782	RT-PCR	15-Dec
48	Saroj Gupta Cancer Center & Research Institute	2351	RT-PCR	23-Dec
49	Lasco Medicare Pvt. Ltd. Howrah	1397	RT-PCR	5-Jan
50	Icare Institute of Medical Sciences and Research	351	RT-PCR	25-Jan
51	Sanjiban Hospital, Howrah	1194	RT-PCR	23-Feb
52	AMRI Salt Lake	16,965	CBNAAT	01-May
53	CMRI	16,748	CBNAAT	13-May

Note: Average tests per CBNAAT and TRUENAT machines are 32 per day and 16 per day respectively



Department of Health & Family Welfare Govt. of West Bengal

WEST BENGAL COVID-19 HEALTH BULLETIN – 7th APRIL 2021

IX

DETAILS OF TESTING LABS

S. No.	Name of Testing Lab	Samples Tested	Method of Testing	Functional WEF
54	Asansol DH	3,166	TRUENAT	19-May
55	Jhargram DH	2,675	TRUENAT	19-May
56	Falakata SSH	3,858	TRUENAT	20-May
57	Balurghat DH	2,530	TRUENAT	22-May
58	Serampore DH	1,177	TRUENAT	25-May
59	Uluberia SSH	1,855	TRUENAT	27-May
60	Jangipur SDH	1,685	TRUENAT	27-May
61	Egra SDH	567	TRUENAT	27-May
62	MR Bangur Hospital	415	TRUENAT	28-May
63	Chanchal SDH	557	TRUENAT	28-May
64	Biswa Bangla Krirangan COVID Hospital	86,722	TRUENAT	31-May
65	Woodlands	8,645	CBNAAT	11-Jun
66	Alipurduar DH	1,542	TRUENAT	16-Jun
67	Basirhat DH	338	TRUENAT	19-Jun
68	Anandaloke Sonoscan, Siliguri	6,807	TRUENAT	27-Jun
69	Gangarampur SDH	1,175	CBNAAT	16-Jul
70	Contai SDH	1,891	TRUENAT	20-Jul
71	ILS hospital	1,911	TRUENAT	25-Jul
72	Uttar Latabari DH	120	TRUENAT	04-Aug
73	Nandigram SSH/DH	792	TRUENAT	04-Aug
74	Panskura Hospital	436	TRUENAT	06-Aug
75	Chittaranjan Seva Sadan Hospital	1,703	TRUENAT	10-Aug
76	Dr. PK Saha Hospital, Coochbihar	4,185	TRUENAT	11-Aug
77	Salt Lake SDH	846	TRUENAT	13-Aug
78	Charnock Hospital	5,939	TRUENAT	14-Aug
79	Gabberia SGH	215	TRUENAT	15-Aug
80	Spandan Disgnostic Center	8,451	TRUENAT	16-Aug
81	Kakdwip SSH	277	TRUENAT	17-Aug
82	Mal SSH	190	TRUENAT	18-Aug
83	Howrah DH	175	TRUENAT	21-Aug
84	Sagardighi SSH	512	TRUENAT	2-Sept
85	Domkal SSH	164	TRUENAT	6-Sept
86	Udaynarayanpur SGH Howrah	53	TRUENAT	7- Sept
87	GD Hospital & Diabetes Institute, Howrah	1,471	CBNAAT	8-Sept
88	Nightingale Diagnostic & Medicare Centre	3,635	TRUENAT	12-Sept
89	Bhagirathi Neotia Woman * Child Care Centre	539	CBNAAT	16-Sept
90	Krishnanagar DTC	171	TRUENAT	29-Sept
91	Mission Hospital, Durgapur	9,888	TRUENAT	29-Sept
92	Medinova, Kolkata	3,369	TRUENAT	1-Oct
93	MSS Bansal Medical, Kolkata	7,210	TRUENAT	2-Oct
94	TLJ, SGH, Howrah	213	TRUENAT	2-Oct
95	Narayan Memorial Hospital, Kolkata	562	TRUENAT	2-Oct
96	Kalimpong DH	335	TRUENAT	6-Oct
97	Mirik BPHC, Darjeeling	136	TRUENAT	9-Oct
98	Barjore SSH, Bankura	294	TRUENAT	11-Oct
99	Darjeeling DH	235	TRUENAT	11-Oct
100	Metropolis Kolkata	28,693	TRUENAT	14-Oct
101	Laboratory Services, Healthworld Hospitals, Durgapur	2,876	TRUENAT	4-Dec
102	Neotia Getwel Healthcare Centre, Siliguri	323	CBNAAT	9-Jan
103	Arogya Niketan Nursing Home	446	TRUENAT	16-Jan
104	Ruby General Hospital	609	CBNAAT	20-Jan
105	Cliniperfect Polyclinic and Diagnostics	122	TRUENAT	23-Feb
106	Antigen Test done within the State	39,70,529	-	-
107	Samples Tested in Labs Outside the State	2,29,365	RT-PCR	-
TOTAL		93,63,195		

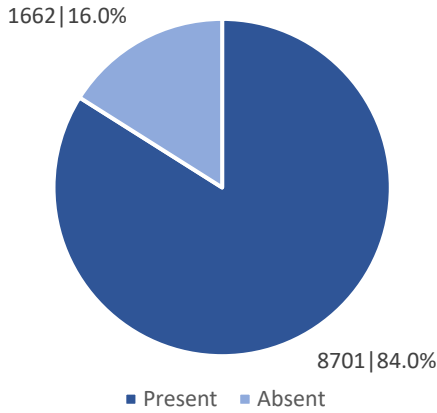
Note: Average tests per CBNAAT and TRUENAT machines are 32 per day and 16 per day respectively



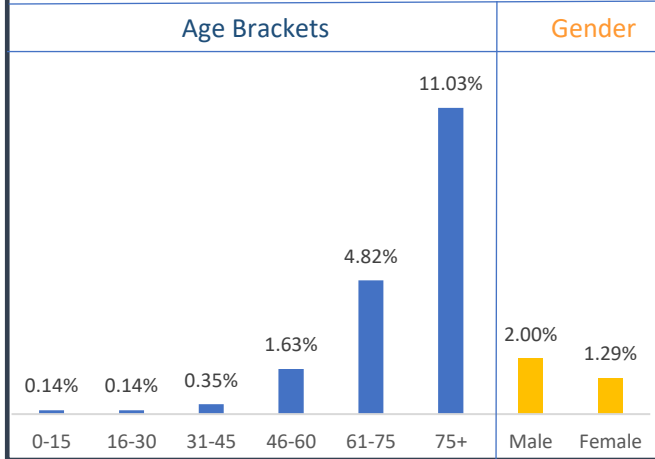
WEST BENGAL COVID-19 HEALTH BULLETIN – 7th APRIL 2021

X

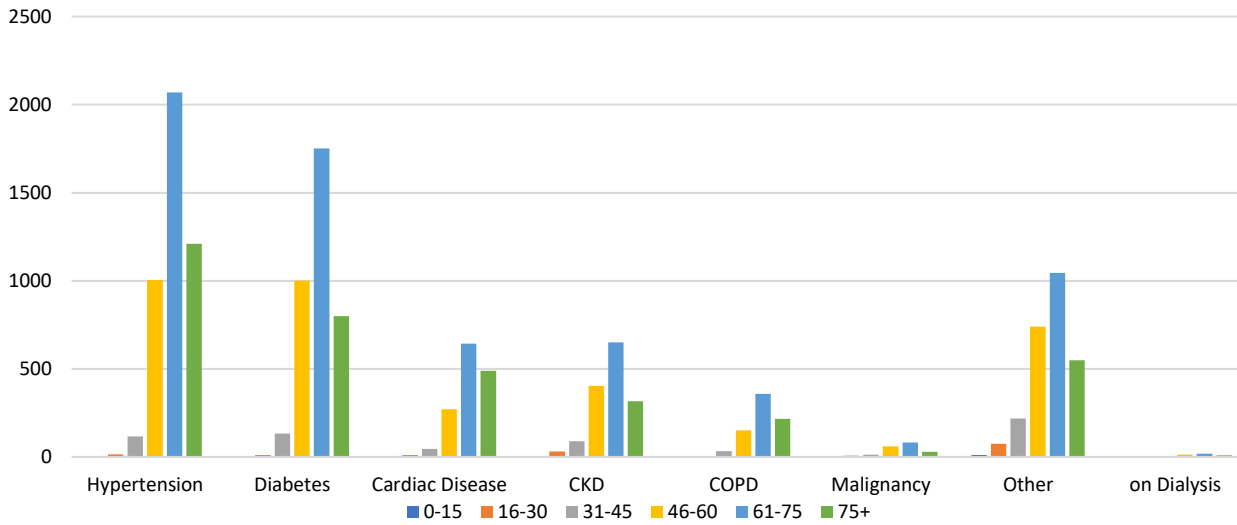
Comorbidity Status in Deceased Cases (n=10,363)



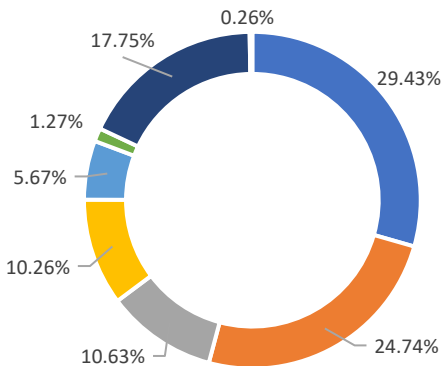
Fatality Rate in Respective Age Brackets & Gender Group



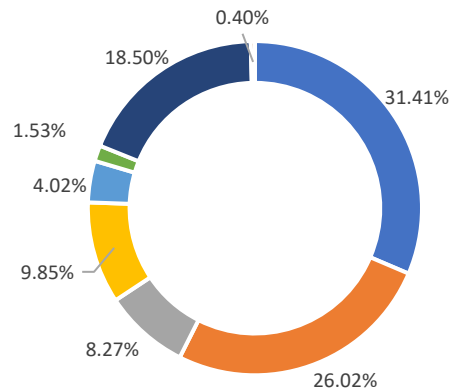
Age Group Wise Comorbidities Among Deceased



Share of Comorbidities in Male



Share of Comorbidities in Female



FATALITY ANALYSIS



Department of Health & Family Welfare Govt. of West Bengal

WEST BENGAL COVID-19 HEALTH BULLETIN – 7th APRIL 2021

XI
EQUIPMENT SUPPLY

S. No	Equipment	Ordered by State Govt.	Received Yesterday	Total Received by State Govt.	Order Pending
1	PPEs	32.10 L	2,000	28.93 L	3.17 L
2	N95/FFP2 Masks	54.20 L	10,000	49.39 L	4.81 L
3	Regular Masks	123.84 L	20,000	105.10 L	18.74 L
4	Hand Sanitizers (In Ltrs.)	5.01 L	1,000	4.65 L	0.36 L
5	Gloves	125.00 L	20,000	95.80 L	29.20 L
6	Thermal Guns	20,000	NIL	20,000	NIL

XII
DEDICATED COVID-19 HELPLINE (24 X 7)

1. Dedicated COVID-19 Helpline : **1800 313 444 222**
2. Direct Telemedicine Line : **033 23576001**
3. Ambulance Service : **033 40902929**
4. COVID Telemedicine App "[Covid Telemedicine WB](#)" on Google Play Store
 - These services include allocation of beds in Govt. hospitals and Safe Homes
 - Telemedicine for citizens at large and those in home isolation
 - Ambulance service includes guidance and provision of Govt. ambulance
5. Tele-Psychological counselling services have started since August 1st, 2020.

General Queries

1	A	Total Queries addressed in last 24 hours	932
	B	Total Queries addressed till 6 th April	15,96,644

Telemedicine

2	A	Total consultations given in last 24 hours	245
	B	Total consultations given till 6 th April	5,89,221

Ambulance Services

3	A	Ambulances assigned in last 24 hours	41
	B	Total calls received in last 24 hours	41

Tele-Psychological Counselling

4	A	Counselling given in last 24 hours	424
	B	Counselling given till 6 th April	3,00,807

State Government Interventions :

- Status of availability of beds for COVID positive patients in government and private hospitals is available at Health & FW Department's website: www.wbhealth.gov.in
- Safe Homes : An initiative by the Government of West Bengal for care and treatment of asymptomatic/mild symptomatic COVID patients for whom home isolation is not possible /advisable
- As per State Government advisory Satellite Health Facilities are being developed by private hospitals in close vicinity of their hospitals as separate health facility for treatment of asymptomatic/mild symptomatic COVID patients. This intervention is expected to free beds in the hospitals for serious patients.

All the guidelines and orders relating to Covid-19 are posted on www.wbhealth.gov.in

You can follow us on :

Facebook at: <https://www.facebook.com/wbdhfw/>

Twitter at: <https://twitter.com/wbdhfw>