



Department of Health & Family Welfare Govt. of West Bengal

WEST BENGAL COVID-19 HEALTH BULLETIN – 6th NOVEMBER 2020

Active COVID-19 Cases as on 6th November: 35,557

COVID 19 STATUS

S. No	Subject	Number
1	Total COVID-19 Cases till 5 th November	3,93,524
2	New COVID-19 Cases on 6 th November	3,942
3	Total COVID-19 Cases till 6th November (1+2)	3,97,466
4	Total Discharged	3,54,732 (+4,283)
5	Total Deaths as on 6 th November*	7,177 (+55)
6	Active COVID-19 Cases as on 6th November	35,557 (-396)
7	Discharge Rate (4/3)	89.25%

Note: All figures updated till 9AM, 6th November

#Daily increase/decrease with respect to previous day is shown as (+/-)

*Complete analysis can be referred from **Section X**, (Page no. 5)

TESTING SNAPSHOT

S. No	Subject	Number
1	Samples Tested till 5 th November	47,78,975
2	Samples Tested on 6 th November	45,352
3	Total Number of Samples Tested till 6th November (1+2)	48,24,327
4	Tests per Million population	53,604
5	% of Positive Cases out of Samples Tested	8.24%
6	Total Testing Laboratories*	94
7	Testing Laboratories added this week	0
8	Testing Laboratories pending approval	1

*Detailed breakup of these laboratories is given on **Page 4 and Page 5**

INFRASTRUCTURE DETAILS

S. No	Subject	Number
1	Total Number of Hospitals dedicated for treating COVID-19	101
2	Total Number of Govt. Hospitals dedicated for treating COVID-19	41
3	Total Number of Pvt. Hospitals requisitioned for treating COVID-19	60
4	Total Number of earmarked COVID-19 Beds	13,498
5	% Occupancy in COVID Beds	33.71%
6	Total ICU/HDU Beds in the COVID Hospitals	1,809
7	Total Number of Ventilators in the COVID Hospitals	1090

IV

QUARANTINE DETAILS

Institutional Quarantine		
1	Total Govt. Quarantine Centres	582
2	Total number of people in Govt. Quarantine Centres	2,313
3	Total number of people released from Govt. Quarantine Centres	1,08,157
Home Quarantine		
1	Total Home Quarantined People	9,35,788
2	Total number of people currently in Home Quarantine	97,575
3	Total number of people released from Home Quarantine	8,38,213
Safe Homes		
1	Total Number of Safe Homes	200
2	Total Number of Beds in Safe Homes	11,507
3	Total Number of Patients in Safe Homes currently	1,060



Department of Health & Family Welfare Govt. of West Bengal

WEST BENGAL COVID-19 HEALTH BULLETIN – 6th NOVEMBER 2020

V

DISTRICT SNAPSHOT#

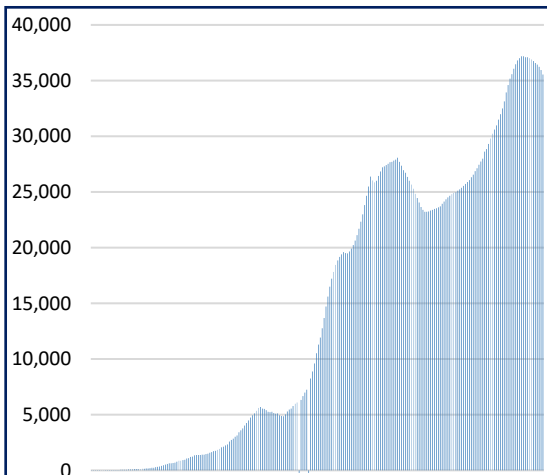
1	2	3	4	5	6 = 3-4-5	7
S. No	District	Total Cases	Total Discharged	Total Deaths	Total Active Cases	Last Reported Case
1	Alipurduar	6,577 ⁺²⁷	6,250 ⁺¹⁷	78 ⁺¹	249 ⁺⁹	5- Nov
2	Coochbehar	9,122 ⁺⁸⁵	8,159 ⁺¹³³	54	909 ⁻⁴⁸	5- Nov
3	Darjeeling	12,301 ⁺¹¹⁴	10,802 ⁺¹⁶⁸	145 ⁺²	1,354 ⁻⁵⁶	5- Nov
4	Kalimpong	1,500 ⁺²⁰	1,398 ⁺¹¹	17 ⁺²	85 ⁺⁷	5- Nov
5	Jalpaiguri	9,680 ⁺⁹⁸	8,608 ⁺¹⁸¹	94 ⁺²	978 ⁻⁸⁵	5- Nov
6	Uttar Dinajpur	5,011 ⁺⁶²	4,572 ⁺³⁵	54	385 ⁺²⁷	5- Nov
7	Dakshin Dinajpur	7,177 ⁺³⁸	6,738 ⁺⁶⁰	54	385 ⁻²²	5- Nov
8	Malda	10,303 ⁺¹⁰³	9,300 ⁺²⁵⁴	88	915 ⁻¹⁵¹	5- Nov
9	Murshidabad	9,238 ⁺¹⁰¹	8,310 ⁺¹⁰⁹	101 ⁺¹	827 ⁻⁹	5- Nov
10	Nadia	13,352 ⁺¹⁸⁹	11,397 ⁺²³⁵	168 ⁺⁵	1,787 ⁻⁵¹	5- Nov
11	Birbhum	6,638 ⁺⁶³	5,917 ⁺²⁵	58 ⁺²	663 ⁺³⁶	5- Nov
12	Purulia	5,410 ⁺³³	4,922 ⁺⁶⁸	31 ⁺¹	457 ⁻³⁶	5- Nov
13	Bankura	8,396 ⁺⁷⁷	7,567 ⁺⁶⁴	78 ⁺¹	751 ⁺¹²	5- Nov
14	Jhargram	1,975 ⁺²⁷	1,717 ⁺¹⁶	12	246 ⁺¹¹	5- Nov
15	Paschim Medinipur	15,266 ⁺¹⁴⁴	13,325 ⁺²¹³	221 ⁺¹	1,720 ⁻⁷⁰	5- Nov
16	Purba Medinipur	15,685 ⁺¹³⁴	14,015 ⁺¹⁸¹	203 ⁺²	1,467 ⁻⁴⁹	5- Nov
17	Purba Bardhaman	8,350 ⁺⁹³	7,339 ⁺¹¹²	74	937 ⁻¹⁹	5- Nov
18	Paschim Bardhaman	10,959 ⁺⁹⁸	9,738 ⁺²⁰³	106	1,115 ⁻¹⁰⁵	5- Nov
19	Howrah	26,814 ⁺²³⁹	24,006 ⁺²⁵⁹	766 ⁺³	2,042 ⁻²³	5- Nov
20	Hooghly	19,475 ⁺²⁴⁸	17,394 ⁺¹⁶⁶	340 ⁺⁴	1,741 ⁺⁷⁸	5- Nov
21	North 24 Parganas	81,377 ⁺⁸¹⁶	72,871 ⁺⁷⁰⁷	1,657 ⁺¹¹	6,849 ⁺⁹⁸	5- Nov
22	South 24 Parganas	26,258 ⁺²⁸⁷	23,296 ⁺³⁵⁵	488 ⁺⁴	2,474 ⁻⁷²	5- Nov
23	Kolkata	86,536 ⁺⁸⁴⁶	77,028 ⁺⁷¹¹	2,287 ⁺¹³	7,221 ⁺¹²²	5- Nov
24	Other State	66	63	3	0	6-June
TOTAL		3,97,466^{+3,942}	3,54,732^{+4,283}	7,177⁺⁵⁵	35,557⁻³⁹⁶	

#District Wise data is subject to verification and may change

#Daily increase/decrease with respect to previous day is in superscript as +/- (Eg: ⁺⁴)

VI

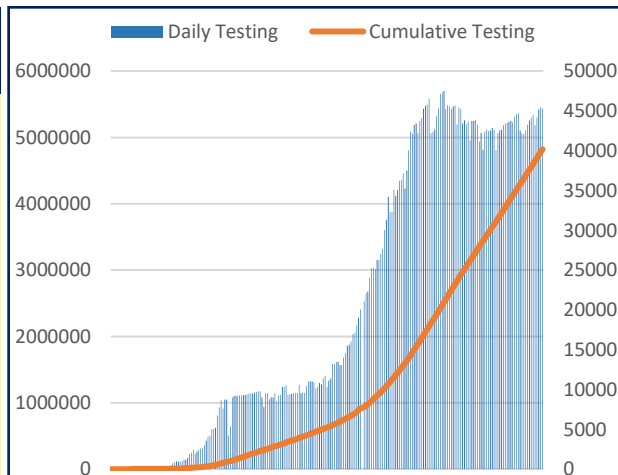
DAILY CUMULATIVE ACTIVE COVID-19 CASES



17th March to 6th Nov

VII

SAMPLES TESTED (Daily and Cumulative)



17th March to 6th Nov



Department of Health & Family Welfare
Govt. of West Bengal

WEST BENGAL COVID-19 HEALTH BULLETIN – 6th NOVEMBER 2020

VIII

UNIT WISE EQUIPMENT SUPPLY (CUMULATIVE)

S. No.	Unit Name	PPE	N95/FFP2	Regular Masks		Gloves	Sanitizer (In ltr.)
				Reusable Mask	Disposable Mask		
1	Alipurduar	17,800	24,250	13,400	97,900	70,200	4,442.0
2	Bankura	40,950	40,700	27,300	1,50,550	98,200	6,748.0
3	Birbhum	34,150	24,300	32,400	88,050	39,700	5,421.0
4	Bishnupur HD	12,850	28,100	54,600	1,16,250	1,05,200	5,511.0
5	Coochbehar	32,100	25,450	26,700	41,100	7,200	4,354.0
6	Dakshin Dinajpur	18,400	18,650	21,500	1,13,600	74,700	4,921.0
7	Darjeeling	45,250	44,650	22,900	32,200	10,700	4,298.0
8	Diamond Harbour HD	39,250	30,300	28,000	1,04,550	91,500	3,734.0
9	Hooghly	56,370	45,750	47,000	1,60,200	1,34,100	10,241.0
10	Howrah	1,04,450	66,000	63,780	1,84,050	2,07,200	6,131.0
11	Jalpaiguri	32,800	32,600	45,300	1,05,000	51,200	5,463.0
12	Jhargram	13,250	13,100	24,890	54,050	51,200	3,993.0
13	Kalimpong	19,150	20,900	19,000	64,050	27,200	3,970.5
14	Malda	25,100	22,200	26,000	79,100	91,700	6,951.0
15	Murshidabad	31,333	46,880	47,200	1,43,100	1,24,200	10,080.0
16	Nadia	55,570	33,240	36,800	1,38,050	1,25,700	5,131.0
17	North 24 Parganas	87,800	62,740	31,440	1,79,000	98,700	7,133.5
18	Basirhat HD	42,820	41,230	32,280	1,38,050	1,55,000	4,897.0
19	Paschim Bardhaman	35,850	32,100	17,580	1,08,000	1,09,900	1,707.0
20	Paschim Medinipur	32,450	41,300	41,090	1,47,050	1,33,700	6,935.0
21	Purba Bardhaman	53,650	46,700	26,800	1,28,550	1,28,700	8,843.0
22	Purba Medinipur	48,050	34,700	33,220	71,050	82,100	1,731.0
23	Nandigram HD	15,250	29,100	30,640	1,14,050	76,200	6,729.0
24	Purulia	45,950	30,100	52,700	1,37,550	1,13,700	6,821.0
25	Rampurhat HD	23,150	27,000	30,300	57,550	63,500	5,237.0
26	South 24 Parganas	50,450	32,100	33,400	97,250	86,400	2,141.0
27	Uttar Dinajpur	35,750	40,550	43,600	1,07,050	1,12,200	5,553.0
28	Bankura S MC&H	17,500	40,650	10,200	1,68,500	1,62,400	2,660.0
29	Coochbehar MC&H	13,800	13,900	14,600	50,500	74,500	2,792.0
30	NB MC&H	38,350	86,500	20,000	2,10,200	1,95,500	7,290.0
31	Diamond Harbour MC&H	13,300	19,700	10,100	1,36,500	1,34,500	3,298.0
32	Malda MC&H	18,800	61,100	13,100	1,78,500	1,87,500	5,218.0
33	Murshidabad MC&H	30,130	63,450	14,600	1,19,000	1,66,500	1,940.0
34	Bardhaman MC&H	23,900	34,100	17,500	1,67,500	1,85,500	2,998.0
35	Medinipur MC&H	49,800	66,200	34,100	2,33,500	1,62,000	10,198.0
36	Purulia MC&H	13,300	19,900	51,600	99,500	1,03,000	4,098.0
37	Rampurhat MC&H	20,400	22,400	17,600	37,000	58,500	9,248.0
38	Raiganj MC&H	14,100	11,900	13,100	48,500	68,000	1,890.0
39	JNM MC&H	17,400	20,000	24,000	45,000	38,000	2,372.0
40	Sagar Dutta MC&H	52,520	72,330	17,600	1,40,550	1,58,000	6,878.0
41	ID & BG Hospital	45,050	54,800	20,600	89,100	71,500	2,671.0
42	RG Kar MCH	40,850	61,000	15,800	2,67,050	2,81,700	6,407.0
43	NRS MCH	60,250	80,000	30,800	1,84,550	1,78,200	4,290.0
44	IPGMER & SSKMH	98,900	1,04,590	66,600	3,88,050	3,79,500	13,217.0
45	Medical College, Kolkata	1,36,450	1,24,000	20,800	2,68,050	3,37,500	7,712.0
46	CNMCH	51,350	47,800	23,150	1,33,500	99,500	3,472.0
47	Other Govt Dept/Institutions	3,89,101	3,49,595	2,05,388	9,21,151	8,79,302	50,460.3
48	Stock in hand-In Transit	3,82,068	4,86,435	7,96,301	2,057	2,108	30,563.9
TOTAL		25,77,262	27,75,040	23,47,359	68,45,208	63,93,210	3,28,790.2

*In addition to State supply, local procurement is also done.



Department of Health & Family Welfare Govt. of West Bengal

WEST BENGAL COVID-19 HEALTH BULLETIN – 6th NOVEMBER 2020

IX

DETAILS OF TESTING LABS

S. No.	Name of Testing Lab	Samples Tested	Method of Testing	Functional WEF
1	NICED	1,34,464	RT-PCR	Since Beginning
2	SSKM	1,86,208	RT-PCR	17-Mar
3	Medinipur MCH	1,34,219	RT-PCR	24-Mar
4	North Bengal MCH	2,07,385	RT-PCR	29-Mar
5	School of Tropical Medicine	1,43,235	RT-PCR	01-Apr
6	Apollo Hospital	26,255	RT-PCR	06-Apr
7	Tata Medical Centre	14,401	RT-PCR	06-Apr
8	Malda MCH	1,40,259	RT-PCR	08-Apr
9	Dr. Lal Pathlab	1,38,847	RT-PCR	17-Apr
10	Command Hospital	20,317	RT-PCR	17-Apr
11	CNCI	13,577	RT-PCR	22-Apr
12	RG Kar MCH	1,46,932	RT-PCR	24-Apr
13	SURAKSHA	84,999	RT-PCR	24-Apr
14	Murshidabad MCH	1,05,092	RT-PCR	26-Apr
15	Peerless	32,792	RT-PCR	30-Apr
16	Burdwan MCH	1,05,218	RT-PCR	06-May
17	MCH Kolkata	67,197	RT-PCR	08-May
18	NRS MCH	70,787	RT-PCR	12-May
19	Sanaka Hospitals	79,262	RT-PCR	12-May
20	Medica Hospital	77,048	RT-PCR	15-May
21	Bankura MCH	89,559	RT-PCR	22-May
22	Suri DH	75,271	RT-PCR	22-May
23	Coochbehar GMCH	69,507	RT-PCR	06-Jun
24	COMJNM Kalyani	96,754	RT-PCR	10-Jun
25	Desun Hospital	3,146	RT-PCR	17-Jun
26	RN Tagore Hospital	13,870	RT-PCR	24-Jun
27	Raigunj MCH	50,090	RT-PCR	26-Jun
28	Jagannath Gupta Institute of Medical Sciences	2,434	RT-PCR	06-Jul
29	ESI-Postgraduate Institute of Medical Science and Research	4,730	RT-PCR	16-Jul
30	Remedy Lifecare, Kolkata	5,339	RT-PCR	21-Jul
31	AMRI Dhakuria	23,913	RT-PCR	19-May
32	Rampurhat MCH	37,999	RT-PCR	19-May
33	CNMCH	30,942	RT-PCR	20-May
34	DH GMCH	52,035	RT-PCR	20-May
35	COMSDH	27,573	RT-PCR	27-May
36	Purulia Govt. MCH	43,687	RT-PCR	03-Jun
37	SRL Lab	36,199	RT-PCR	18-Jun
38	Probe diagnostics	6,841	RT-PCR	14-Aug
39	Pulse Diagnostics	10,507	RT-PCR	12-Sept
40	RB Diagnostic Kolkata	7,671	RT-PCR	20-Sept
41	Purba Medinipur DH	4,774	RT-PCR	24-Sept
42	B.P. Poddar Hospital & Medical Research Ltd	163	RT-PCR	27-Oct
43	Swastik Clinic & Seva Sadan Pvt. Ltd., Birbhum	27	RT-PCR	27-Oct
44	Repromed Diagnostic Ltd	1,313	RT-PCR	24-Sept
45	AMRI Salt Lake	8,749	CBNAAT	01-May
46	CMRI	7,239	CBNAAT	13-May
47	Asansol DH	1,796	TRUENAT	19-May

Note: Average tests per CBNAAT and TRUENAT machines are 32 per day and 16 per day respectively



Department of Health & Family Welfare Govt. of West Bengal

WEST BENGAL COVID-19 HEALTH BULLETIN – 6th NOVEMBER 2020

IX

DETAILS OF TESTING LABS

S. No.	Name of Testing Lab	Samples Tested	Method of Testing	Functional WEF
48	Jhargram DH	1,979	TRUENAT	19-May
49	Falakata SSH	3,203	TRUENAT	20-May
50	Balurghat DH	2,010	TRUENAT	22-May
51	Serampore DH	1,096	TRUENAT	25-May
52	Uluberia SSH	1,476	TRUENAT	27-May
53	Jangipur SDH	1,326	TRUENAT	27-May
54	Egra SDH	524	TRUENAT	27-May
55	MR Bangur Hospital	398	TRUENAT	28-May
56	Chanchal SDH	365	TRUENAT	28-May
57	Biswa Bangla Krirangan COVID Hospital	58,211	TRUENAT	31-May
58	Woodlands	3,685	CBNAAT	11-Jun
59	Alipurduar DH	1,542	TRUENAT	16-Jun
60	Basirhat DH	301	TRUENAT	19-Jun
61	Anandaloke Sonoscan, Siliguri	2,508	TRUENAT	27-Jun
62	Gangarampur SDH	909	CBNAAT	16-Jul
63	Contai SDH	286	TRUENAT	20-Jul
64	ILS hospital	1,193	TRUENAT	25-Jul
65	Uttar Latabari DH	87	TRUENAT	04-Aug
66	Nandigram SSH/DH	740	TRUENAT	04-Aug
67	Panskura Hospital	266	TRUENAT	06-Aug
68	Chittaranjan Seva Sadan Hospital	1,388	TRUENAT	10-Aug
69	Dr. PK Saha Hospital, Coochbihar	1,819	TRUENAT	11-Aug
70	Salt Lake SDH	489	TRUENAT	13-Aug
71	Charnock Hospital	1,757	TRUENAT	14-Aug
72	Gabberia SGH	84	TRUENAT	15-Aug
73	Spandan Disgnostic Center	3,660	TRUENAT	16-Aug
74	Kakdwip SSH	108	TRUENAT	17-Aug
75	Mal SSH	50	TRUENAT	18-Aug
76	Howrah DH	113	TRUENAT	21-Aug
77	Sagardighi SSH	89	TRUENAT	2-Sept
78	Domkal SSH	122	TRUENAT	6-Sept
79	Udaynarayanpur SGH Howrah	26	TRUENAT	7- Sept
80	GD Hospital & Diabetes Institute, Howrah	469	CBNAAT	8-Sept
81	Nightingale Diagnostic & Medicare Centre	678	TRUENAT	12-Sept
82	Bhagirathi Neotia Woman * Child Care Centre	125	CBNAAT	16-Sept
83	Krishnanagar DTC	11	TRUENAT	29-Sept
84	Mission Hospital, Durgapur	1,652	TRUENAT	29-Sept
85	Medinova, Kolkata	800	TRUENAT	1-Oct
86	Specialist Clinic & Diagnostic, Barasat	365	TRUENAT	1-Oct
87	MSS Bansal Medical, Kolkata	1,128	TRUENAT	2-Oct
88	TLJ, SGH, Howrah	13	TRUENAT	2-Oct
89	Narayan Memorial Hospital, Kolkata	97	TRUENAT	2-Oct
90	Kalimpong DH	169	TRUENAT	6-Oct
91	Mirik BPHC, Darjeeling	29	TRUENAT	9-Oct
92	Barjore SSH, Bankura	48	TRUENAT	11-Oct
93	Darjeeling DH	56	TRUENAT	11-Oct
94	Metropolis Kolkata	10	TRUENAT	14-Oct
95	<i>Antigen Test done within the State</i>	19,84,865	-	-
96	<i>Samples Tested in Labs Outside the State</i>	1,01,380	RT-PCR	-
TOTAL		48,24,327		

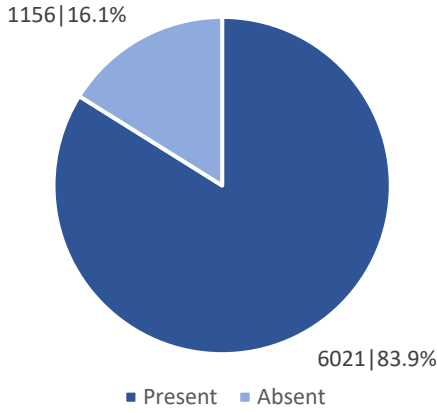
Note: Average tests per CBNAAT and TRUENAT machines are 32 per day and 16 per day respectively



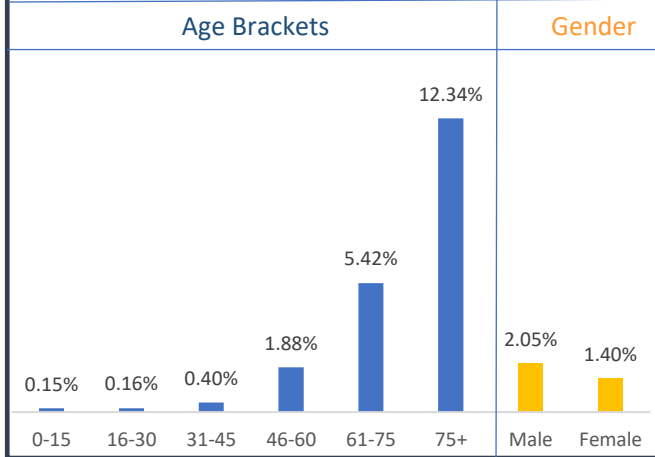
WEST BENGAL COVID-19 HEALTH BULLETIN – 6th NOVEMBER 2020

X

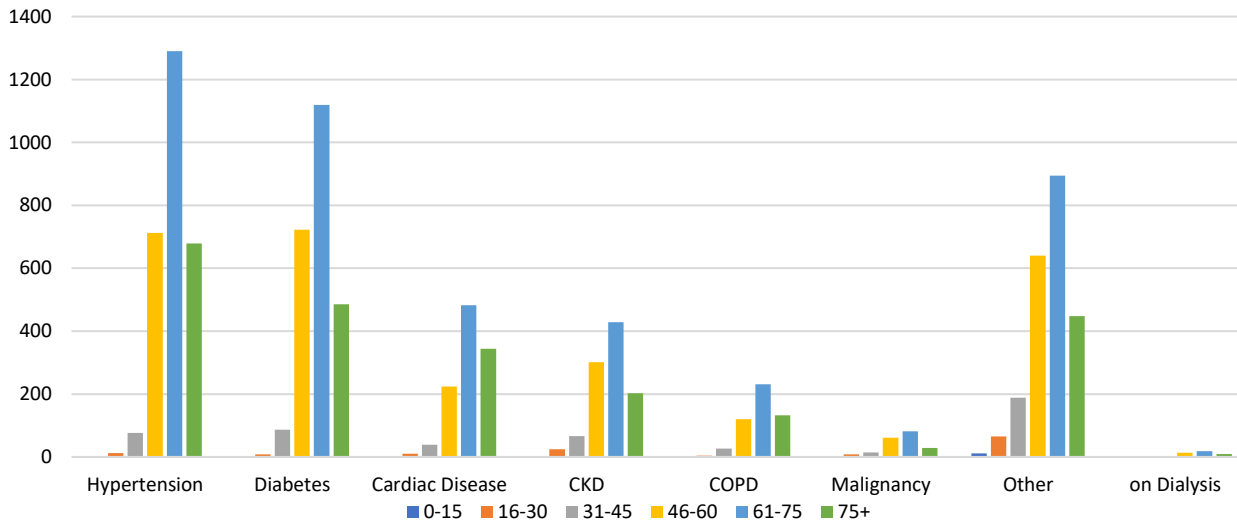
Comorbidity Status in Deceased Cases (n=7,177)



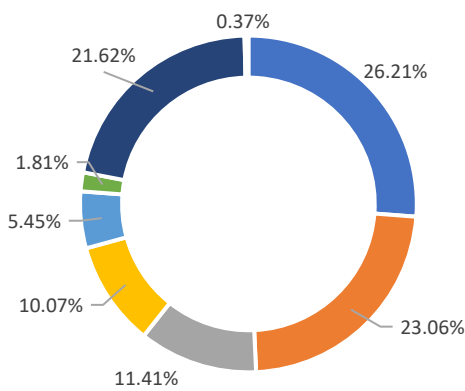
Fatality Rate in Respective Age Brackets & Gender Group



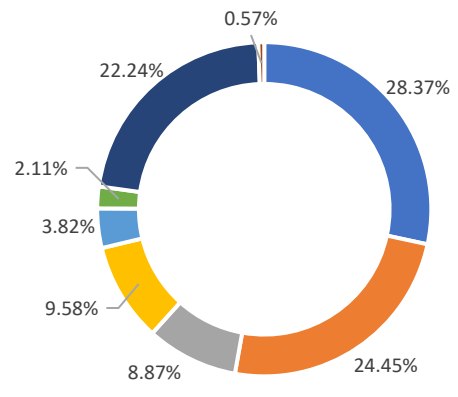
Age Group Wise Comorbidities Among Deceased



Share of Comorbidities in Male



Share of Comorbidities in Female



FATALITY ANALYSIS



Department of Health & Family Welfare Govt. of West Bengal

WEST BENGAL COVID-19 HEALTH BULLETIN – 6th NOVEMBER 2020

XI
EQUIPMENT SUPPLY

S. No	Equipment	Ordered by State Govt.	Received Yesterday	Total Received by State Govt.	Order Pending
1	PPEs	29.10 L	5,000	25.06 L	4.04 L
2	N95/FFP2 Masks	36.20 L	30,000	26.79 L	9.41 L
3	Regular Masks	74.50 L	30,000	71.65 L	2.85 L
4	Hand Sanitizers (In Ltrs.)	3.61 L	1,000	3,11,000	50,000
5	Gloves	64.50 L	30,000	60.80 L	3.70 L
6	Thermal Guns	20,000	NIL	20,000	NIL

XII
DEDICATED COVID-19 HELPLINE (24 X 7)

1. Dedicated COVID-19 Helpline : **1800 313 444 222**
2. Direct Telemedicine Line : **033 23576001**
3. Ambulance Service : **033 40902929**
4. COVID Telemedicine App "[Covid Telemedicine WB](#)" on Google Play Store
 - These services include allocation of beds in Govt. hospitals and Safe Homes
 - Telemedicine for citizens at large and those in home isolation
 - Ambulance service includes guidance and provision of Govt. ambulance
5. Tele-Psychological counselling services have started since August 1st, 2020.

General Queries

1	A	Total Queries addressed in last 24 hours	3,224
	B	Total Queries addressed till 5 th November	13,75,843

Telemedicine

2	A	Total consultations given in last 24 hours	3,728
	B	Total consultations given till 5 th November	4,13,823

Ambulance Services

3	A	Ambulances assigned in last 24 hours	512
	B	Total calls received in last 24 hours	517

Tele-Psychological Counselling

4	A	Counselling given in last 24 hours	1,746
	B	Counselling given till 5 th November	1,22,806

State Government Interventions :

- Weekly death rate is 1.48% .Both death rate and Infection rate are showing a downward trend.
- Additional 1974 Oxygenated beds and 805 ICU/HDU beds will be added within November 2020
- Status of availability of beds for COVID positive patients in government and private hospitals is available at Health & FW Department's website: www.wbhealth.gov.in
- Safe Homes : An initiative by the Government of West Bengal for care and treatment of asymptomatic/mild symptomatic COVID patients for whom home isolation is not possible /advisable
- As per State Government advisory Satellite Health Facilities are being developed by private hospitals in close vicinity of their hospitals as separate health facility for treatment of asymptomatic/mild symptomatic COVID patients. This intervention is expected to free beds in the hospitals for serious patients.

All the guidelines and orders relating to Covid-19 are posted on www.wbhealth.gov.in

You can follow us on :

Facebook at: <https://www.facebook.com/wbdhfw/>

Twitter at: <https://twitter.com/wbdhfw>