



Department of Health & Family Welfare Govt. of West Bengal

WEST BENGAL COVID-19 HEALTH BULLETIN - 6th JULY 2020

Active COVID-19 Cases as on 6th July: 6,973

S. No	Subject	Number
1	Total COVID-19 Cases till 5 th July	22,126
2	New COVID-19 Cases on 6 th July	861
3	Total COVID-19 Cases till 6th July (1+2)	22,987
4	Total Discharged	15,235 (+524)
5	Total Deaths as on 6 th July*	779 (+22)
6	Active COVID-19 Cases as on 6th July	6,973 (+315)
7	Discharge Rate (4/3)	66.27%

Note: All figures updated till 9AM, 6th July

#Daily increase/decrease with respect to previous day is shown as (+/-)

*Complete analysis can be referred from **Section X**, (Page no. 5)

S. No	Subject	Number
1	Samples Tested till 5 th July	5,41,088
2	Samples Tested on 6 th July	10,919
3	Total Number of Samples Tested till 6th July (1+2)	5,52,007
4	Tests per Million population	6,133
5	% of Positive Cases out of Samples Tested	4.16%
6	Total Testing Laboratories*	52
7	Testing Laboratories added this week	1
8	Testing Laboratories pending approval	1

*Detailed breakup of these laboratories is given on **Page 4**

S. No	Subject	Number
1	Total Number of Hospitals dedicated for treating COVID-19	79
2	Total Number of Govt. Hospitals dedicated for treating COVID-19	26
3	Total Number of Pvt. Hospitals requisitioned for treating COVID-19	53
4	Total Number of earmarked COVID-19 Beds	10,607
5	% Occupancy in COVID Beds	25.07%
6	Total ICU Beds in the COVID Hospitals	948
7	Total Number of Ventilators in the COVID Hospitals	395

Institutional Quarantine		
1	Total Govt. Quarantine Centres	582
2	Total number of people in Govt. Quarantine Centres	5,605
3	Total number of people released from Govt. Quarantine Centres	99,027
Home Quarantine		
1	Total Home Quarantined People	3,35,810
2	Total number of people currently in Home Quarantine	41,520
3	Total number of people released from Home Quarantine Centres	2,94,290
Quarantine for Migrant Returnees*		
1	Total Quarantine Facilities	2,603
2	Total number of returnees in Quarantine Centres	11,901
3	Total number of workers released from Quarantine Centres	2,59,425
Safe Homes		
1	Total Number of Safe Homes	106
2	Total Number of Beds in Safe Homes	6,908
3	Total Number of Patients in Safe Homes currently	309

*State Govt has set-up special quarantine facilities for migrant workers returning via Shramik Trains



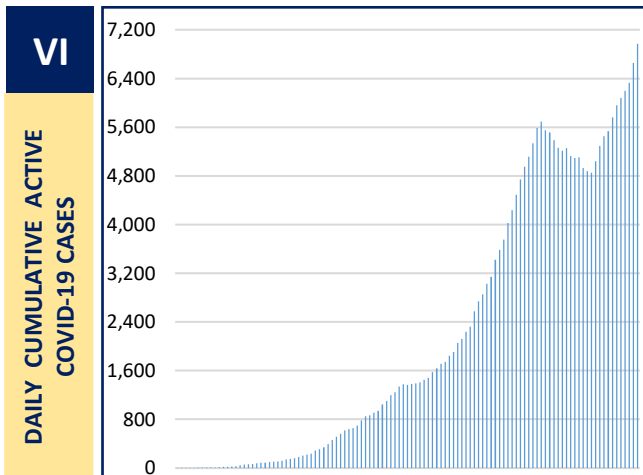
Department of Health & Family Welfare Govt. of West Bengal

WEST BENGAL COVID-19 HEALTH BULLETIN - 6th JULY 2020

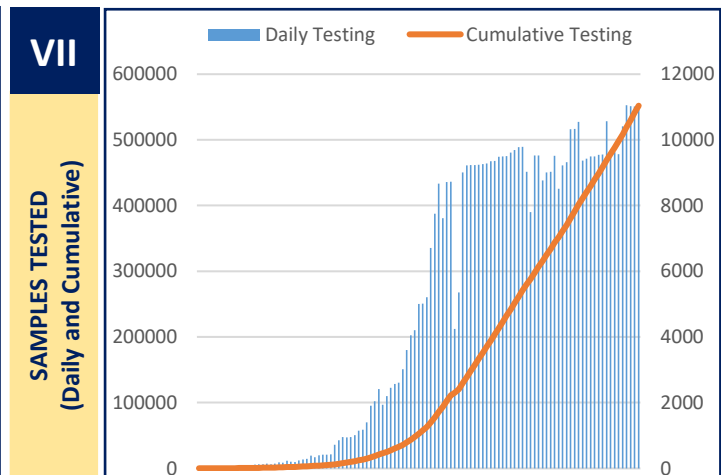
V	1	2	3	4	5	6 = 3-4-5	7
DISTRICT SNAPSHOT#	S. No	District	Total Cases	Total Discharged	Total Deaths	Total Active Cases	Last Reported Case
	1	Alipurduar	188	179 ⁺¹	0	9 ⁻¹	4-July
	2	Coochbehar	308 ⁺³	305 ⁺¹	0	3 ⁺²	5-July
	3	Darjeeling	647 ⁺⁴⁴	437 ⁺⁷	10	200 ⁺³⁷	5-July
	4	Kalimpong	56	51	1	4	3-July
	5	Jalpaiguri	402 ⁺⁶	324 ⁺³	2	76 ⁺³	5-July
	6	Uttar Dinajpur	346 ⁺⁹	276	1	69 ⁺⁹	5-July
	7	Dakshin Dinajpur	240 ⁺⁹	192	0	48 ⁺⁹	5-July
	8	Malda	859 ⁺⁴²	524 ⁺¹⁸	4	331 ⁺²⁴	5-July
	9	Murshidabad	283 ⁺⁷	216 ⁺²	4	63 ⁺⁵	5-July
	10	Nadia	354 ⁺⁸	285 ⁺³	8 ⁺³	61 ⁺²	5-July
	11	Birbhum	312 ⁺¹	291 ⁺⁴	3	18 ⁻³	5-July
	12	Purulia	103 ⁺¹	87	0	16 ⁺¹	5-July
	13	Bankura	274 ⁺⁷	237 ⁺⁹	0	37 ⁻²	5-July
	14	Jhargram	25 ⁺⁵	19	0	6 ⁺⁵	5-July
	15	Paschim Medinipur	418 ⁺¹²	345 ⁺¹	6	67 ⁺¹¹	5-July
	16	Purba Medinipur	412 ⁺¹⁹	297 ⁺³	5	110 ⁺¹⁶	5-July
	17	Purba Bardhaman	195 ⁺⁹	160 ⁺¹	3 ⁺¹	32 ⁺⁷	5-July
	18	Paschim Bardhaman	162 ⁺⁴	128 ⁺³	5	29 ⁺¹	5-July
	19	Howrah	3,218 ⁺⁹⁷	2,267 ⁺⁹⁷	109	842	5-July
	20	Hooghly	1,236 ⁺³²	861 ⁺³²	26	349	5-July
	21	North 24 Parganas	3,941 ⁺¹⁸¹	2,299 ⁺¹²⁹	129 ⁺⁷	1,513 ⁺⁴⁵	5-July
	22	South 24 Parganas	1,553 ⁺⁸⁴	846 ⁺⁶⁶	32 ⁺¹	675 ⁺¹⁷	5-July
	23	Kolkata	7,389 ⁺²⁸¹	4,546 ⁺¹⁴⁴	428 ⁺¹⁰	2,415 ⁺¹²⁷	5-July
	24	Other State	66	63	3	0	6-Jun
	TOTAL	22,987⁺⁸⁶¹	15,235⁺⁵²⁴	779⁺²²	6,973⁺³¹⁵		

#District Wise data is subject to verification and may change

#Daily increase/decrease with respect to previous day is in superscript as +/- (Eg: +4)



17th March to 6th July



17th March to 6th July



Department of Health & Family Welfare Govt. of West Bengal

WEST BENGAL COVID-19 HEALTH BULLETIN - 6th JULY 2020

VIII

UNIT WISE EQUIPMENT SUPPLY (CUMULATIVE)

S. No.	Unit Name	PPE	N95/FFP2	Regular Masks		Gloves	Sanitizer (In ltr.)
				Reusable Mask	Disposable Mask		
1	Alipurduar	10,800	12,150	13,400	66,400	43,700	3,042.0
2	Bankura	16,750	15,700	20,800	59,050	38,200	4,148.0
3	Birbhum	18,950	11,700	20,400	36,550	4,200	3,671.0
4	Bishnupur HD	7,350	13,900	33,100	62,750	57,500	3,761.0
5	Coochbehar	20,100	11,850	21,700	23,100	4,700	1,904.0
6	Dakshin Dinajpur	9,900	9,050	21,500	56,100	43,700	3,371.0
7	Darjeeling	18,250	15,150	22,900	24,200	6,700	4,098.0
8	Diamond Harbour HD	21,250	11,100	23,500	50,550	29,500	2,334.0
9	Hooghly	21,370	13,250	27,000	37,200	44,600	4,841.0
10	Howrah	50,450	31,500	35,780	75,050	95,200	4,131.0
11	Jalpaiguri	17,800	15,100	35,400	53,000	8,700	3,163.0
12	Jhargram	7,050	5,800	19,890	31,550	20,200	2,593.0
13	Kalimpong	10,150	10,800	19,000	32,550	8,200	2,870.5
14	Malda	15,100	12,200	26,000	49,100	55,700	5,201.0
15	Murshidabad	13,833	18,480	26,700	55,100	10,700	8,180.0
16	Nadia	33,570	14,240	33,800	67,050	64,200	3,831.0
17	North 24 Parganas	29,800	21,540	30,440	73,500	35,700	5,333.5
18	Basirhat HD	20,820	18,230	28,280	73,050	88,500	2,497.0
19	Paschim Bardhaman	17,650	12,900	14,580	29,000	49,400	1,257.0
20	Paschim Medinipur	11,150	17,300	26,590	52,050	56,200	3,635.0
21	Purba Bardhaman	22,650	16,100	23,800	55,050	58,200	4,593.0
22	Purba Medinipur	22,050	12,000	22,220	15,050	10,600	1,731.0
23	Nandigram HD	9,750	11,700	24,140	68,050	46,200	5,029.0
24	Purulia	23,450	14,000	36,200	65,550	51,700	5,371.0
25	Rampurhat HD	13,650	9,900	19,800	25,550	24,500	2,787.0
26	South 24 Parganas	16,250	12,300	18,900	35,050	21,200	1,641.0
27	Uttar Dinajpur	22,750	17,350	37,600	54,550	32,700	3,303.0
28	Bankura S MC&H	9,000	16,150	10,200	70,000	77,500	1,060.0
29	Coochbehar MC&H	8,800	6,900	11,600	27,000	35,000	1,792.0
30	NB MC&H	18,350	27,100	17,000	84,200	83,000	3,490.0
31	Diamond Harbour MC&H	8,800	9,000	9,600	62,000	72,500	1,498.0
32	Malda MC&H	9,300	21,300	11,100	88,000	93,500	2,318.0
33	Murshidabad MC&H	17,630	19,950	12,600	42,500	57,500	1,490.0
34	Bardhaman MC&H	12,400	14,100	17,500	67,000	80,500	2,098.0
35	Medinipur MC&H	19,700	19,300	24,100	95,500	69,500	3,998.0
36	Purulia MC&H	7,800	10,200	51,600	59,000	51,500	1,698.0
37	Rampurhat MC&H	12,400	10,400	15,600	26,500	28,500	5,798.0
38	Raiganj MC&H	7,600	6,400	9,100	19,000	22,500	890.0
39	JNM MC&H	11,500	12,500	17,000	35,000	12,500	1,272.0
40	Sagar Dutta MC&H	18,620	14,330	17,600	60,050	81,500	2,778.0
41	ID & BG Hospital	33,050	30,800	16,600	64,100	42,500	2,671.0
42	RG Kar MCH	24,850	28,500	15,800	135,050	141,700	3,807.0
43	NRS MCH	29,250	22,000	24,300	48,050	21,500	3,140.0
44	IPGMER & SSKMH	54,400	41,590	39,100	208,550	216,500	5,367.0
45	Medical College, Kolkata	57,450	46,000	18,800	108,050	160,500	2,912.0
46	CNMCH	31,350	24,300	19,150	94,500	16,500	2,972.0
47	Other Govt Dept/Institutions	191,926	169,260	140,158	370,026	413,752	27,483.3
48	Stock in hand-In Transit	601,443	111,670	223,431	1,240,382	379,158	39,340.9
TOTAL		1,688,262	1,047,040	1,405,359	4,330,208	3,168,210	216,190.0

**In addition to State supply, local procurement is also done.*



Department of Health & Family Welfare Govt. of West Bengal

WEST BENGAL COVID-19 HEALTH BULLETIN - 6th JULY 2020

IX

DETAILS OF TESTING LABS

S. No.	Name of Testing Lab	Samples Tested	Method of Testing	Functional WEF
1	NICED	52,112	RT-PCR	Since Beginning
2	SSKM	52,906	RT-PCR	17-Mar
3	Medinipur MCH	41,915	RT-PCR	24-Mar
4	North Bengal MCH	55,227	RT-PCR	29-Mar
5	School of Tropical Medicine	27,945	RT-PCR	1-Apr
6	Apollo Hospital	5,473	RT-PCR	6-Apr
7	Tata Medical Centre	5,306	RT-PCR	6-Apr
8	Malda MCH	38,215	RT-PCR	8-Apr
9	Dr. Lal Pathlab	43,640	RT-PCR	17-Apr
10	Command Hospital	4,226	RT-PCR	17-Apr
11	CNCI	4,149	RT-PCR	22-Apr
12	RG Kar MCH	39,503	RT-PCR	24-Apr
13	SURAKSHA	28,551	RT-PCR	24-Apr
14	Murshidabad MCH	24,776	RT-PCR	26-Apr
15	Peerless	3,439	RT-PCR	30-Apr
16	Burdwan MCH	21,059	RT-PCR	6-May
17	MCH Kolkata	5,987	RT-PCR	8-May
18	NRS MCH	13,126	RT-PCR	12-May
19	Sanaka Hospitals	26,230	RT-PCR	12-May
20	Medica Hospital	10,517	RT-PCR	15-May
21	Bankura MCH	12,523	RT-PCR	22-May
22	Suri DH	8,495	RT-PCR	22-May
23	COMJNM Kalyani	7,397	RT-PCR	10-Jun
24	Desun Hospital	345	RT-PCR	17-Jun
25	RN Tagore Hospital	686	RT-PCR	24-Jun
26	Raigunj MCH	2,282	RT-PCR	26-Jun
27	Jagannath Gupta Institute of Medical Sciences	20	RT-PCR	4-Jul
28	AMRI Salt Lake	1,584	CBNAAT	1-May
29	CMRI	1,110	CBNAAT	13-May
30	AMRI Dhakuria	2,023	TRUENAT	19-May
31	Asansol DH	725	TRUENAT	19-May
32	Jhargram DH	290	TRUENAT	19-May
33	Rampurhat MCH	273	TRUENAT	19-May
34	CNMCH	1,039	TRUENAT	20-May
35	Falakata SSH	1,425	TRUENAT	20-May
36	DH GMCH	139	TRUENAT	20-May
37	Balurghat DH	834	TRUENAT	22-May
38	Serampore DH	523	TRUENAT	25-May
39	Uluberia SSH	376	TRUENAT	27-May
40	Jangipur SDH	262	TRUENAT	27-May
41	Egra SDH	167	TRUENAT	27-May
42	COMSDH	161	CBNAAT	27-May
43	MR Bangur Hospital	133	TRUENAT	28-May
44	Chanchal SDH	86	TRUENAT	28-May
45	Biswa Bangla Krirangan COVID Hospital	783	TRUENAT	31-May
46	Purulia Govt. MCH	482	TRUENAT	3-Jun
47	Coochbehar GMCH	184	CBNAAT	6-Jun
48	Woodlands	96	CBNAAT	11-Jun
49	Alipurduar DH	488	TRUENAT	16-Jun
50	SRL Lab	142	CBNAAT	18-Jun
51	Basirhat DH	49	TRUENAT	19-Jun
52	Anandaloke Sonoscan, Siliguri	56	TRUENAT	27-Jun
53	Samples Tested in Labs Outside the State	2,527	RT-PCR	-
TOTAL		5,52,007		

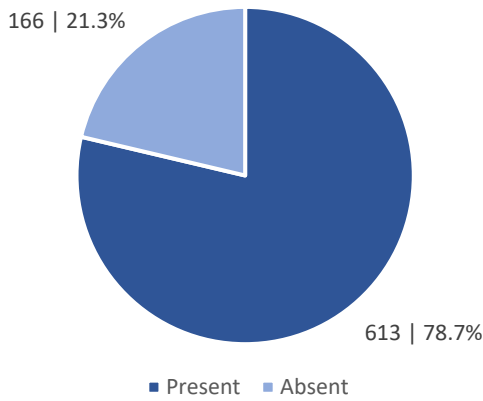
Note: Average tests per CBNAAT and TRUENAT machines are 32 per day and 16 per day respectively



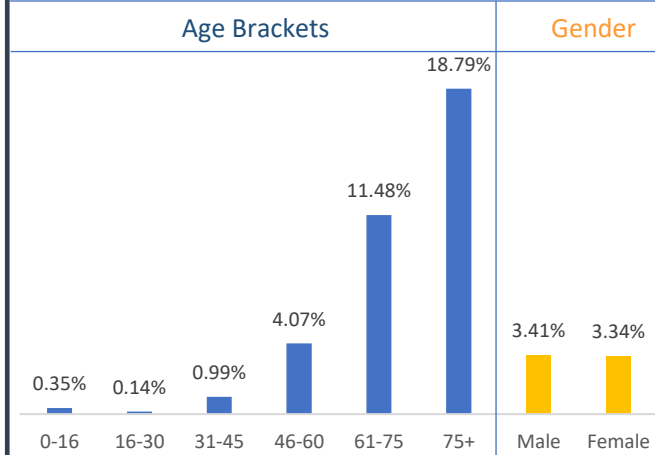
WEST BENGAL COVID-19 HEALTH BULLETIN - 6th JULY 2020

X

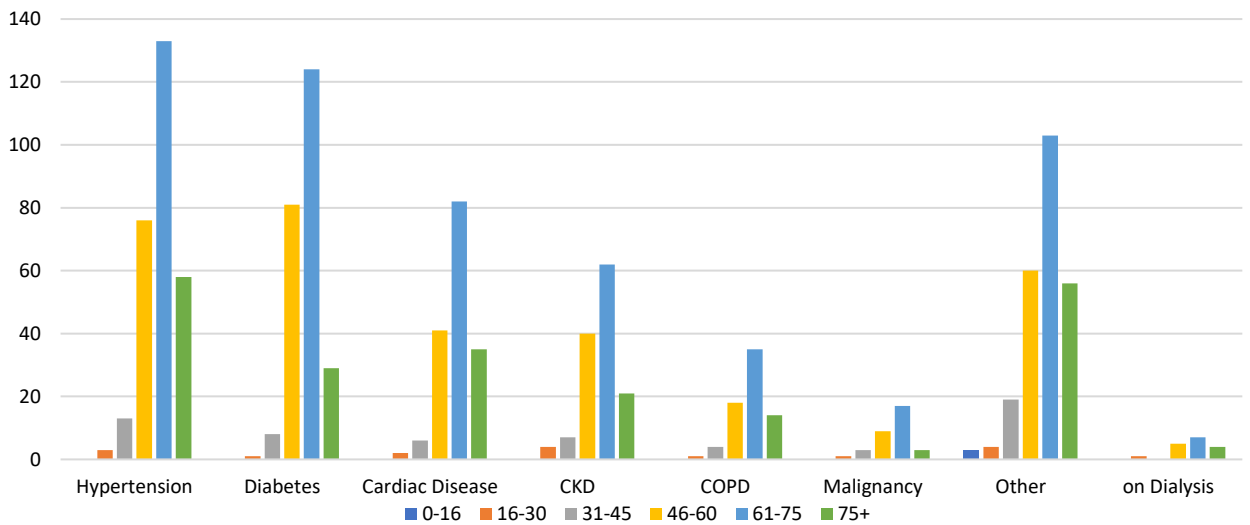
Comorbidity Status in Deceased Cases (n=779)



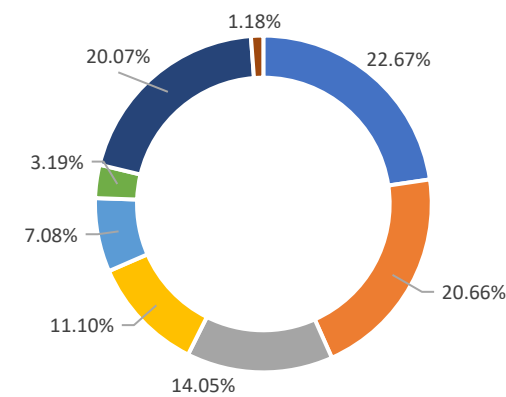
Fatality Rate in Respective Age Brackets & Gender Group



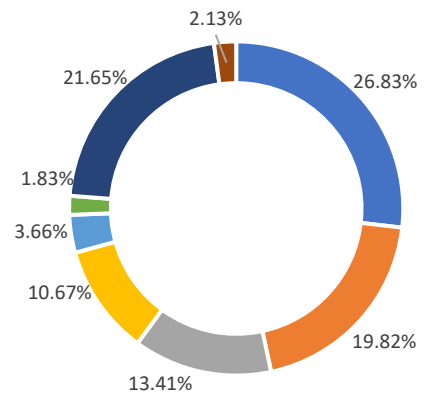
Age Group Wise Comorbidities Among Deceased



Share of Comorbidities in Male



Share of Comorbidities in Female



FATALITY ANALYSIS



Department of Health & Family Welfare Govt. of West Bengal

WEST BENGAL COVID-19 HEALTH BULLETIN - 6th JULY 2020

XI EQUIPMENT SUPPLY	S. No	Equipment	Ordered by State Govt.	Received Yesterday	Total Received by State Govt.	Order Pending
	1	PPEs	23.60 L	10,000	16.17 L	7.43 L
	2	N95/FFP2 Masks	37.50 L	9,000	9.51 L	27.99 L
	3	Regular Masks	49.50 L	30,000	37.08 L	12.42 L
	4	Hand Sanitizers (In Ltrs.)	2.01 L	200	1,98,400	2,600
	5	Gloves	29.50 L	20,000	28.55 L	95,000
	6	Thermal Guns	20,000	NIL	20,000	NIL

XII STATE GOVT. INTERVENTIONS	STATE GOVT. INTERVENTIONS					
<ul style="list-style-type: none">• Treatment is free for all patients in all Government Hospitals• Govt has requisitioned private hospitals as COVID hospitals• Govt reimburses these hospitals at already notified rates• Status of availability of beds for COVID positive patients in government and private hospitals is available at Health & FW Department's website: www.wbhealth.gov.in• Safe Homes : An initiative by the Government of West Bengal for care and treatment of asymptomatic/mild symptomatic COVID patients for whom home isolation is not possible /advisable• As per State Government advisory Satellite Health Facilities are being developed by private hospitals in close vicinity of their hospitals as separate health facility for treatment of asymptomatic/mild symptomatic COVID patients. This intervention is expected to free beds in the hospitals for serious patients.						

In the background of the Covid-19 outbreak, the general public is advised to adhere to health advisories issued by the State Government. All the guidelines and orders relating to Covid-19 are posted on www.wbhealth.gov.in

For COVID related queries call

24/7 Helpline: 1800 313 444 222 (Toll free);

033 2341 2600

Control Room: 033 2357 3636 / 1083 / 1085

You can follow us on :

Facebook at: <https://www.facebook.com/wbdhfw/>

Twitter at: <https://twitter.com/wbdhfw>