



Department of Health & Family Welfare Govt. of West Bengal

WEST BENGAL COVID-19 HEALTH BULLETIN – 6th DECEMBER 2020

Active COVID-19 Cases as on 6th December: 23,894

| S. No | Subject | Number |
|----------|--|---------------------|
| 1 | Total COVID-19 Cases till 5 th December | 4,99,697 |
| 2 | New COVID-19 Cases on 6 th December | 3,143 |
| 3 | Total COVID-19 Cases till 6th December (1+2) | 5,02,840 |
| 4 | Total Discharged | 4,70,223 (+3,167) |
| 5 | Total Deaths as on 6 th December* | 8,723 (+46) |
| 6 | Active COVID-19 Cases as on 6th December | 23,894 (-70) |
| 7 | Discharge Rate (4/3) | 93.51% |

Note: All figures updated till 9AM, 6th December

#Daily increase/decrease with respect to previous day is shown as (+/-)

**Complete analysis can be referred from Section X, (Page no. 5)*

| S. No | Subject | Number |
|----------|--|------------------|
| 1 | Samples Tested till 5 th December | 60,91,668 |
| 2 | Samples Tested on 6 th December | 44,186 |
| 3 | Total Number of Samples Tested till 6th December (1+2) | 61,35,854 |
| 4 | Tests per Million population | 68,176 |
| 5 | % of Positive Cases out of Samples Tested | 8.20% |
| 6 | Total Testing Laboratories* | 97 |
| 7 | Testing Laboratories added this week | 2 |
| 8 | Testing Laboratories pending approval | 1 |

**Detailed breakup of these laboratories is given on Page 4 and Page 5*

| S. No | Subject | Number |
|-------|--|--------|
| 1 | Total Number of Hospitals dedicated for treating COVID-19 | 102 |
| 2 | Total Number of Govt. Hospitals dedicated for treating COVID-19 | 45 |
| 3 | Total Number of Pvt. Hospitals requisitioned for treating COVID-19 | 57 |
| 4 | Total Number of earmarked COVID-19 Beds | 13,538 |
| 5 | % Occupancy in COVID Beds | 24.88% |
| 6 | Total ICU/HDU Beds in the COVID Hospitals | 2,523 |
| 7 | Total Number of Ventilators in the COVID Hospitals | 1,279 |

| Home Quarantine | | |
|-----------------|--|-----------|
| 1 | Total Home Quarantined People | 10,82,437 |
| 2 | Total number of people currently in Home Quarantine | 87,099 |
| 3 | Total number of people released from Home Quarantine | 9,95,338 |
| | | |
| 1 | Total Number of Safe Homes | 200 |
| 2 | Total Number of Beds in Safe Homes | 11,507 |
| 3 | Total Number of Patients in Safe Homes currently | 615 |



Department of Health & Family Welfare Govt. of West Bengal

WEST BENGAL COVID-19 HEALTH BULLETIN – 6th DECEMBER 2020

V

DISTRICT SNAPSHOT#

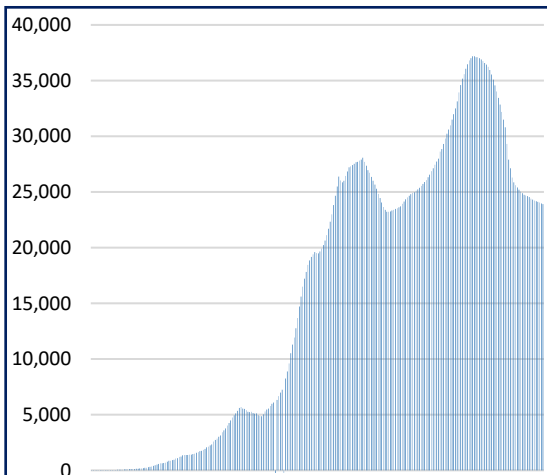
| 1 | 2 | 3 | 4 | 5 | 6 = 3-4-5 | 7 |
|--------------|-------------------|----------------------------------|----------------------------------|----------------------------|-----------------------------|--------------------|
| S. No | District | Total Cases | Total Discharged | Total Deaths | Total Active Cases | Last Reported Case |
| 1 | Alipurduar | 7,359 ⁺²³ | 7,172 ⁺¹⁴ | 85 | 102 ⁺⁹ | 5- Dec |
| 2 | Coochbehar | 10,949 ⁺⁶⁶ | 10,387 ⁺³³ | 66 ⁺¹ | 496 ⁺³² | 5- Dec |
| 3 | Darjeeling | 16,145 ⁺¹⁵¹ | 15,062 ⁺¹⁷⁶ | 188 ⁺¹ | 895 ⁻²⁶ | 5- Dec |
| 4 | Kalimpong | 1,920 ⁺²² | 1,785 ⁺¹⁰ | 22 | 113 ⁺¹² | 5- Dec |
| 5 | Jalpaiguri | 13,074 ⁺⁹⁰ | 12,114 ⁺¹¹² | 139 | 821 ⁻²² | 5- Dec |
| 6 | Uttar Dinajpur | 6,021 ⁺¹⁹ | 5,602 ⁺³⁸ | 66 ⁺¹ | 353 ⁻²⁰ | 5- Dec |
| 7 | Dakshin Dinajpur | 7,882 ⁺¹⁴ | 7,611 ⁺¹⁸ | 61 | 210 ⁻⁴ | 5- Dec |
| 8 | Malda | 11,803 ⁺⁵⁹ | 11,282 ⁺⁵² | 105 | 416 ⁺⁷ | 5- Dec |
| 9 | Murshidabad | 11,103 ⁺³⁴ | 10,576 ⁺⁴⁷ | 130 ⁺¹ | 397 ⁻¹⁴ | 5- Dec |
| 10 | Nadia | 19,242 ⁺¹⁴¹ | 18,038 ⁺¹⁶⁴ | 243 ⁺² | 961 ⁻²⁵ | 5- Dec |
| 11 | Birbhum | 8,470 ⁺⁶³ | 8,033 ⁺⁷² | 76 | 361 ⁻⁹ | 5- Dec |
| 12 | Purulia | 6,306 ⁺²⁰ | 6,004 ⁺²⁹ | 42 | 260 ⁻⁹ | 5- Dec |
| 13 | Bankura | 10,240 ⁺⁶² | 9,721 ⁺⁸⁷ | 87 | 432 ⁻²⁵ | 5- Dec |
| 14 | Jhargram | 2,718 ⁺¹⁹ | 2,536 ⁺¹⁵ | 17 | 165 ⁺⁴ | 5- Dec |
| 15 | Paschim Medinipur | 18,421 ⁺⁷⁶ | 17,327 ⁺⁴⁶ | 265 ⁺² | 829 ⁺²⁸ | 5- Dec |
| 16 | Purba Medinipur | 18,603 ⁺⁹⁰ | 17,463 ⁺⁶⁸ | 247 ⁺³ | 893 ⁺¹⁹ | 5- Dec |
| 17 | Purba Bardhaman | 10,892 ⁺⁶⁷ | 10,091 ⁺¹²⁷ | 88 | 713 ⁻⁶⁰ | 5- Dec |
| 18 | Paschim Bardhaman | 13,650 ⁺⁸⁸ | 12,718 ⁺¹²⁶ | 132 | 800 ⁻³⁸ | 5- Dec |
| 19 | Howrah | 32,129 ⁺¹⁶⁴ | 30,184 ⁺¹²⁸ | 909 ⁺³ | 1,036 ⁺³³ | 5- Dec |
| 20 | Hooghly | 25,915 ⁺¹¹⁴ | 24,610 ⁺⁸⁵ | 418 ⁺⁴ | 887 ⁺²⁵ | 5- Dec |
| 21 | North 24 Parganas | 1,05,220 ⁺⁷⁷⁰ | 98,010 ⁺⁷⁴⁶ | 2,057 ⁺¹⁵ | 5,153 ⁺⁹ | 5- Dec |
| 22 | South 24 Parganas | 33,157 ⁺¹⁷³ | 30,902 ⁺²⁰⁹ | 602 ⁺³ | 1,653 ⁻³⁹ | 5- Dec |
| 23 | Kolkata | 1,11,555 ⁺⁸¹⁸ | 1,02,932 ⁺⁷⁶⁵ | 2,675 ⁺¹⁰ | 5,948 ⁺⁴³ | 5- Dec |
| 24 | Other State | 66 | 63 | 3 | 0 | 6-June |
| TOTAL | | 5,02,840^{+3,143} | 4,70,223^{+3,167} | 8,723⁺⁴⁶ | 23,894⁻⁷⁰ | |

#District Wise data is subject to verification and may change

#Daily increase/decrease with respect to previous day is in superscript as +/- (Eg: +4)

VI

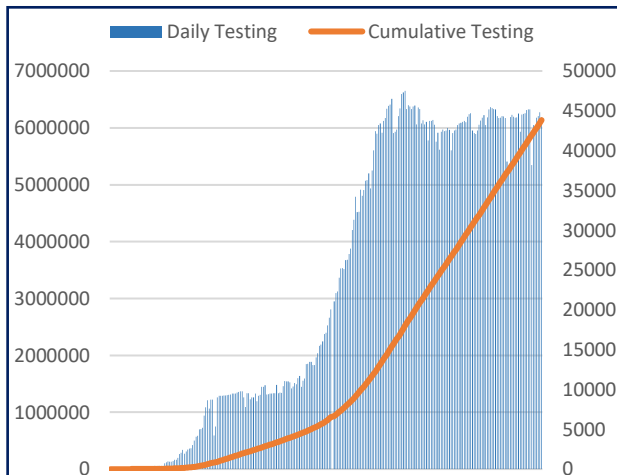
DAILY CUMULATIVE ACTIVE COVID-19 CASES



17th March to 6th Dec

VII

SAMPLES TESTED (Daily and Cumulative)



17th March to 6th Dec



Department of Health & Family Welfare
Govt. of West Bengal

WEST BENGAL COVID-19 HEALTH BULLETIN – 6th DECEMBER 2020

VIII

UNIT WISE EQUIPMENT SUPPLY (CUMULATIVE)

| S. No. | Unit Name | PPE | N95/FFP2 | Regular Masks | | Gloves | Sanitizer (In ltr.) |
|--------------|------------------------------|------------------|------------------|------------------|--------------------|------------------|------------------------|
| | | | | Reusable Mask | Disposable Mask | | |
| 1 | Alipurduar | 17,800 | 25,250 | 13,400 | 1,00,900 | 74,200 | 5,092.0 |
| 2 | Bankura | 43,950 | 44,700 | 27,300 | 1,61,550 | 1,04,200 | 7,248.0 |
| 3 | Birbhum | 36,150 | 25,300 | 32,400 | 96,050 | 49,700 | 6,171.0 |
| 4 | Bishnupur HD | 14,850 | 30,600 | 54,600 | 1,25,250 | 1,15,200 | 5,911.0 |
| 5 | Coochbehar | 32,100 | 29,450 | 26,950 | 41,100 | 7,200 | 4,354.0 |
| 6 | Dakshin Dinajpur | 20,400 | 19,150 | 21,500 | 1,21,600 | 83,700 | 4,921.0 |
| 7 | Darjeeling | 51,250 | 50,650 | 22,900 | 32,200 | 10,700 | 4,298.0 |
| 8 | Diamond Harbour HD | 41,250 | 31,300 | 28,000 | 1,07,550 | 1,01,500 | 4,034.0 |
| 9 | Hooghly | 62,870 | 50,250 | 47,000 | 1,74,200 | 1,59,100 | 11,041.0 |
| 10 | Howrah | 1,10,450 | 73,000 | 63,780 | 2,02,550 | 2,28,200 | 6,531.0 |
| 11 | Jalpaiguri | 34,800 | 35,600 | 45,550 | 1,11,000 | 61,200 | 5,863.0 |
| 12 | Jhargram | 16,250 | 15,100 | 24,890 | 57,050 | 56,200 | 4,193.0 |
| 13 | Kalimpong | 21,150 | 20,900 | 19,000 | 68,050 | 35,200 | 4,370.5 |
| 14 | Malda | 26,100 | 22,700 | 26,000 | 87,100 | 95,700 | 7,151.0 |
| 15 | Murshidabad | 34,333 | 50,380 | 48,700 | 1,43,100 | 1,40,200 | 10,080.0 |
| 16 | Nadia | 61,070 | 37,240 | 37,100 | 1,48,050 | 1,32,700 | 5,631.0 |
| 17 | North 24 Parganas | 97,800 | 72,740 | 31,440 | 1,89,000 | 1,23,700 | 7,383.5 |
| 18 | Basirhat HD | 42,820 | 44,230 | 32,280 | 1,44,050 | 1,65,000 | 5,447.0 |
| 19 | Paschim Bardhaman | 36,350 | 33,100 | 17,780 | 1,21,000 | 1,15,900 | 2,057.0 |
| 20 | Paschim Medinipur | 32,450 | 45,300 | 41,090 | 1,55,050 | 1,37,700 | 7,235.0 |
| 21 | Purba Bardhaman | 58,650 | 51,700 | 27,100 | 1,36,550 | 1,38,700 | 9,443.0 |
| 22 | Purba Medinipur | 53,550 | 39,200 | 33,220 | 87,050 | 94,100 | 1,731.0 |
| 23 | Nandigram HD | 17,250 | 31,100 | 30,640 | 1,21,050 | 80,200 | 7,029.0 |
| 24 | Purulia | 49,950 | 34,100 | 52,700 | 1,48,550 | 1,21,700 | 7,421.0 |
| 25 | Rampurhat HD | 24,150 | 29,000 | 30,300 | 61,550 | 74,500 | 5,637.0 |
| 26 | South 24 Parganas | 55,950 | 32,600 | 33,400 | 1,07,250 | 1,10,400 | 2,141.0 |
| 27 | Uttar Dinajpur | 35,750 | 43,550 | 43,850 | 1,13,050 | 1,31,700 | 5,853.0 |
| 28 | Bankura S MC&H | 20,500 | 44,650 | 10,200 | 1,82,500 | 1,86,400 | 2,660.0 |
| 29 | Coochbehar MC&H | 13,800 | 14,900 | 14,600 | 53,500 | 83,500 | 3,442.0 |
| 30 | NB MC&H | 40,350 | 96,000 | 20,000 | 2,24,200 | 2,25,500 | 7,890.0 |
| 31 | Diamond Harbour MC&H | 13,300 | 22,700 | 10,100 | 1,47,500 | 1,45,000 | 3,898.0 |
| 32 | Malda MC&H | 18,800 | 69,100 | 13,100 | 1,88,500 | 2,07,500 | 5,968.0 |
| 33 | Murshidabad MC&H | 30,130 | 70,450 | 14,600 | 1,29,000 | 1,84,500 | 2,340.0 |
| 34 | Bardhaman MC&H | 23,900 | 34,100 | 17,500 | 1,89,500 | 2,12,500 | 3,248.0 |
| 35 | Medinipur MC&H | 55,800 | 71,700 | 34,100 | 2,52,000 | 1,92,000 | 11,198.0 |
| 36 | Purulia MC&H | 13,300 | 19,900 | 51,600 | 99,500 | 1,12,000 | 4,098.0 |
| 37 | Rampurhat MC&H | 21,400 | 25,400 | 17,600 | 40,000 | 67,500 | 10,048.0 |
| 38 | Raiganj MC&H | 14,100 | 11,900 | 13,100 | 56,500 | 77,000 | 1,990.0 |
| 39 | JNM MC&H | 17,400 | 21,000 | 24,000 | 45,000 | 44,000 | 2,672.0 |
| 40 | Sagar Dutta MC&H | 64,520 | 89,330 | 17,600 | 1,75,550 | 1,88,000 | 7,478.0 |
| 41 | ID & BG Hospital | 45,050 | 58,800 | 20,600 | 1,01,100 | 77,500 | 2,671.0 |
| 42 | RG Kar MCH | 40,850 | 65,000 | 15,800 | 3,01,050 | 3,10,200 | 7,007.0 |
| 43 | NRS MCH | 61,250 | 91,000 | 30,800 | 2,14,550 | 1,99,200 | 4,690.0 |
| 44 | IPGMER & SSKMH | 98,900 | 1,08,590 | 66,600 | 4,29,050 | 4,09,500 | 14,617.0 |
| 45 | Medical College, Kolkata | 1,54,450 | 1,41,000 | 20,800 | 3,25,050 | 3,82,500 | 8,762.0 |
| 46 | CNMCH | 52,350 | 47,800 | 23,150 | 1,33,500 | 99,500 | 3,472.0 |
| 47 | Other Govt Dept/Institutions | 4,15,701 | 3,95,995 | 2,25,688 | 10,64,021 | 10,08,752 | 56,555.0 |
| 48 | Stock in hand-In Transit | 3,60,968 | 9,17,535 | 8,72,951 | 22,187 | 72,158 | 37,818.0 |
| TOTAL | | 27,06,262 | 34,35,040 | 24,47,359 | 75,35,208 | 72,33,210 | 3,60,789.0 |

*In addition to State supply, local procurement is also done.



Department of Health & Family Welfare Govt. of West Bengal

WEST BENGAL COVID-19 HEALTH BULLETIN – 6th DECEMBER 2020

IX

DETAILS OF TESTING LABS

| S. No. | Name of Testing Lab | Samples Tested | Method of Testing | Functional WEF |
|--------|--|----------------|-------------------|-----------------|
| 1 | NICED | 1,41,459 | RT-PCR | Since Beginning |
| 2 | SSKM | 2,15,840 | RT-PCR | 17-Mar |
| 3 | Medinipur MCH | 1,38,708 | RT-PCR | 24-Mar |
| 4 | North Bengal MCH | 2,44,155 | RT-PCR | 29-Mar |
| 5 | School of Tropical Medicine | 1,67,593 | RT-PCR | 01-Apr |
| 6 | Apollo Hospital | 33,354 | RT-PCR | 06-Apr |
| 7 | Tata Medical Centre | 16,179 | RT-PCR | 06-Apr |
| 8 | Malda MCH | 1,69,117 | RT-PCR | 08-Apr |
| 9 | Dr. Lal Pathlab | 1,60,565 | RT-PCR | 17-Apr |
| 10 | Command Hospital | 24,177 | RT-PCR | 17-Apr |
| 11 | CNCI | 15,850 | RT-PCR | 22-Apr |
| 12 | RG Kar MCH | 1,75,856 | RT-PCR | 24-Apr |
| 13 | SURAKSHA | 97,199 | RT-PCR | 24-Apr |
| 14 | Murshidabad MCH | 1,22,350 | RT-PCR | 26-Apr |
| 15 | Peerless | 39,775 | RT-PCR | 30-Apr |
| 16 | Burdwan MCH | 1,25,973 | RT-PCR | 06-May |
| 17 | MCH Kolkata | 82,662 | RT-PCR | 08-May |
| 18 | NRS MCH | 82,926 | RT-PCR | 12-May |
| 19 | Sanaka Hospitals | 89,391 | RT-PCR | 12-May |
| 20 | Medica Hospital | 89,063 | RT-PCR | 15-May |
| 21 | Bankura MCH | 1,07,537 | RT-PCR | 22-May |
| 22 | Suri DH | 90,993 | RT-PCR | 22-May |
| 23 | Coochbehar GMCH | 92,003 | RT-PCR | 06-Jun |
| 24 | COMJNM Kalyani | 1,22,511 | RT-PCR | 10-Jun |
| 25 | Desun Hospital | 3,820 | RT-PCR | 17-Jun |
| 26 | RN Tagore Hospital | 18,348 | RT-PCR | 24-Jun |
| 27 | Raigunj MCH | 62,339 | RT-PCR | 26-Jun |
| 28 | Jagannath Gupta Institute of Medical Sciences | 3,124 | RT-PCR | 06-Jul |
| 29 | ESI-Postgraduate Institute of Medical Science and Research | 6,160 | RT-PCR | 16-Jul |
| 30 | Remedy Lifecare, Kolkata | 7,121 | RT-PCR | 21-Jul |
| 31 | AMRI Dhakuria | 29,629 | RT-PCR | 19-May |
| 32 | Rampurhat MCH | 46,398 | RT-PCR | 19-May |
| 33 | CNMCH | 38,334 | RT-PCR | 20-May |
| 34 | DH GMCH | 70,930 | RT-PCR | 20-May |
| 35 | COMSDH | 32,604 | RT-PCR | 27-May |
| 36 | Purulia Govt. MCH | 54,006 | RT-PCR | 03-Jun |
| 37 | SRL Lab | 56,522 | RT-PCR | 18-Jun |
| 38 | Probe diagnostics | 12,196 | RT-PCR | 14-Aug |
| 39 | Pulse Diagnostics | 21,026 | RT-PCR | 12-Sept |
| 40 | RB Diagnostic Kolkata | 15,810 | RT-PCR | 20-Sept |
| 41 | Purba Medinipur DH | 9,146 | RT-PCR | 24-Sept |
| 42 | B.P. Poddar Hospital & Medical Research Ltd | 494 | RT-PCR | 27-Oct |
| 43 | Swastik Clinic & Seva Sadan Pvt. Ltd., Birbhum | 116 | RT-PCR | 27-Oct |
| 44 | Repromed Diagnostic Ltd | 3,287 | RT-PCR | 24-Sept |
| 45 | Gouri Devi Institute of Medical Sciences and Hospital | 226 | RT-PCR | 7-Nov |
| 46 | IQ City Medical College Durgapur | 68 | RT-PCR | 4-Dec |
| 47 | AMRI Salt Lake | 10,426 | CBNAAT | 01-May |
| 48 | CMRI | 9,024 | CBNAAT | 13-May |
| 49 | Asansol DH | 2,048 | TRUENAT | 19-May |

Note: Average tests per CBNAAT and TRUENAT machines are 32 per day and 16 per day respectively



Department of Health & Family Welfare Govt. of West Bengal

WEST BENGAL COVID-19 HEALTH BULLETIN – 6th DECEMBER 2020

IX

DETAILS OF TESTING LABS

| S. No. | Name of Testing Lab | Samples Tested | Method of Testing | Functional WEF |
|--------|--|------------------|-------------------|----------------|
| 50 | Jhargram DH | 2,189 | TRUENAT | 19-May |
| 51 | Falakata SSH | 3,799 | TRUENAT | 20-May |
| 52 | Balurghat DH | 2,132 | TRUENAT | 22-May |
| 53 | Serampore DH | 1,130 | TRUENAT | 25-May |
| 54 | Uluberia SSH | 1,641 | TRUENAT | 27-May |
| 55 | Jangipur SDH | 1,525 | TRUENAT | 27-May |
| 56 | Egra SDH | 524 | TRUENAT | 27-May |
| 57 | MR Bangur Hospital | 399 | TRUENAT | 28-May |
| 58 | Chanchal SDH | 556 | TRUENAT | 28-May |
| 59 | Biswa Bangla Krirangan COVID Hospital | 71,351 | TRUENAT | 31-May |
| 60 | Woodlands | 4,657 | CBNAAT | 11-Jun |
| 61 | Alipurduar DH | 1,542 | TRUENAT | 16-Jun |
| 62 | Basirhat DH | 324 | TRUENAT | 19-Jun |
| 63 | Anandaloke Sonoscan, Siliguri | 3,415 | TRUENAT | 27-Jun |
| 64 | Gangarampur SDH | 1,058 | CBNAAT | 16-Jul |
| 65 | Contai SDH | 286 | TRUENAT | 20-Jul |
| 66 | ILS hospital | 1,390 | TRUENAT | 25-Jul |
| 67 | Uttar Latabari DH | 87 | TRUENAT | 04-Aug |
| 68 | Nandigram SSH/DH | 789 | TRUENAT | 04-Aug |
| 69 | Panskura Hospital | 367 | TRUENAT | 06-Aug |
| 70 | Chittaranjan Seva Sadan Hospital | 1,593 | TRUENAT | 10-Aug |
| 71 | Dr. PK Saha Hospital, Coochbihar | 2,379 | TRUENAT | 11-Aug |
| 72 | Salt Lake SDH | 656 | TRUENAT | 13-Aug |
| 73 | Charnock Hospital | 2,672 | TRUENAT | 14-Aug |
| 74 | Gabberia SGH | 126 | TRUENAT | 15-Aug |
| 75 | Spandan Disgnostic Center | 4,983 | TRUENAT | 16-Aug |
| 76 | Kakdwip SSH | 177 | TRUENAT | 17-Aug |
| 77 | Mal SSH | 79 | TRUENAT | 18-Aug |
| 78 | Howrah DH | 134 | TRUENAT | 21-Aug |
| 79 | Sagardighi SSH | 259 | TRUENAT | 2-Sept |
| 80 | Domkal SSH | 149 | TRUENAT | 6-Sept |
| 81 | Udaynarayanpur SGH Howrah | 43 | TRUENAT | 7- Sept |
| 82 | GD Hospital & Diabetes Institute, Howrah | 661 | CBNAAT | 8-Sept |
| 83 | Nightingale Diagnostic & Medicare Centre | 1,100 | TRUENAT | 12-Sept |
| 84 | Bhagirathi Neotia Woman * Child Care Centre | 200 | CBNAAT | 16-Sept |
| 85 | Krishnanagar DTC | 101 | TRUENAT | 29-Sept |
| 86 | Mission Hospital, Durgapur | 3,306 | TRUENAT | 29-Sept |
| 87 | Medinova, Kolkata | 1,499 | TRUENAT | 1-Oct |
| 88 | Specialist Clinic & Diagnostic, Barasat | 365 | TRUENAT | 1-Oct |
| 89 | MSS Bansal Medical, Kolkata | 2,256 | TRUENAT | 2-Oct |
| 90 | TLJ, SGH, Howrah | 20 | TRUENAT | 2-Oct |
| 91 | Narayan Memorial Hospital, Kolkata | 168 | TRUENAT | 2-Oct |
| 92 | Kalimpong DH | 251 | TRUENAT | 6-Oct |
| 93 | Mirik BPHC, Darjeeling | 136 | TRUENAT | 9-Oct |
| 94 | Barjore SSH, Bankura | 93 | TRUENAT | 11-Oct |
| 95 | Darjeeling DH | 105 | TRUENAT | 11-Oct |
| 96 | Metropolis Kolkata | 1,731 | TRUENAT | 14-Oct |
| 97 | Laboratory Services, Healthworld Hospitals, Durgapur | 44 | TRUENAT | 4-Dec |
| 98 | <i>Antigen Test done within the State</i> | 27,19,556 | - | - |
| 99 | <i>Samples Tested in Labs Outside the State</i> | 1,33,413 | RT-PCR | - |
| | TOTAL | 61,35,854 | | |

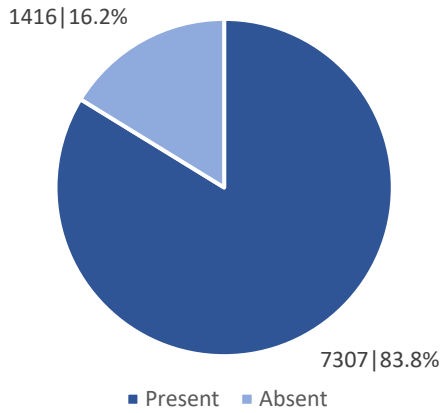
Note: Average tests per CBNAAT and TRUENAT machines are 32 per day and 16 per day respectively



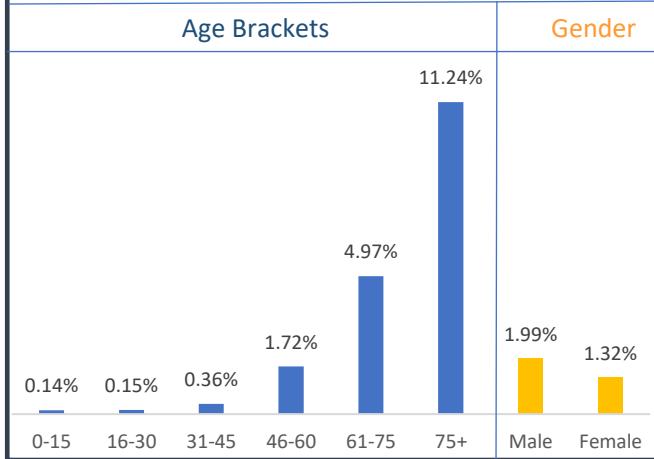
WEST BENGAL COVID-19 HEALTH BULLETIN – 6th DECEMBER 2020

X

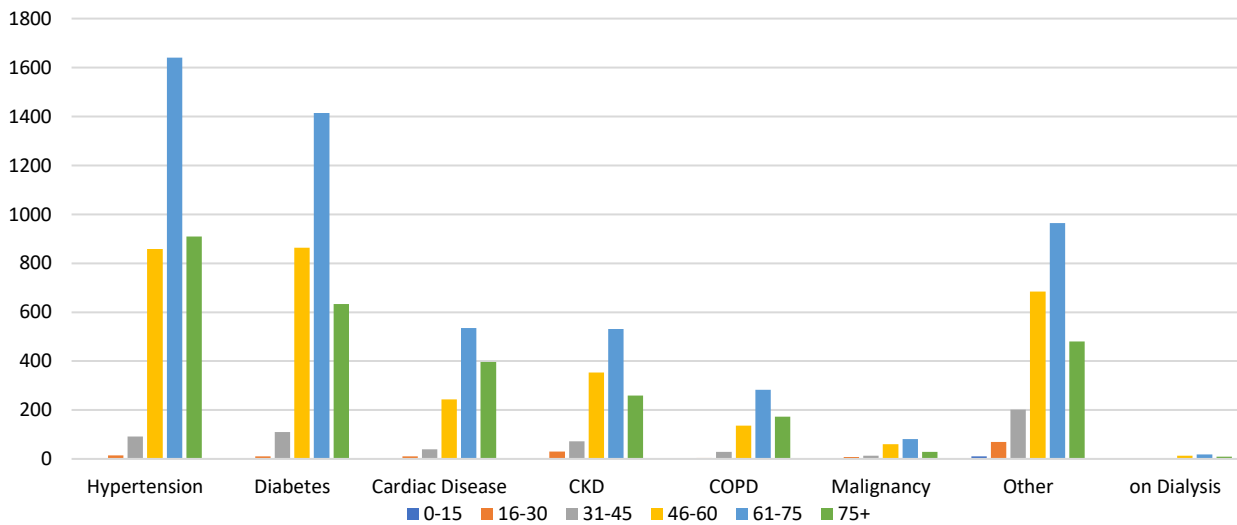
Comorbidity Status in Deceased Cases (n=8,723)



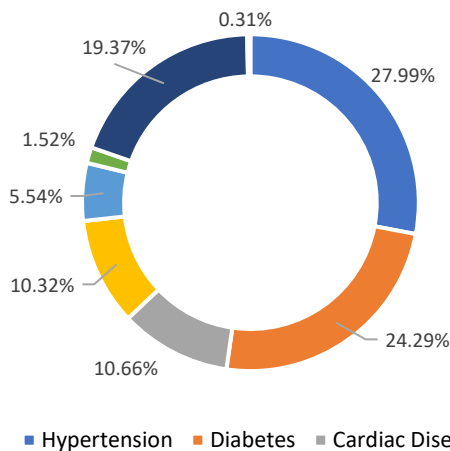
Fatality Rate in Respective Age Brackets & Gender Group



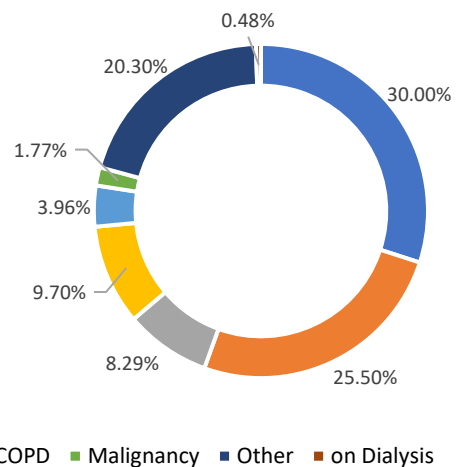
Age Group Wise Comorbidities Among Deceased



Share of Comorbidities in Male



Share of Comorbidities in Female



FATALITY ANALYSIS



Department of Health & Family Welfare Govt. of West Bengal

WEST BENGAL COVID-19 HEALTH BULLETIN – 6th DECEMBER 2020

XI

EQUIPMENT SUPPLY

| S. No | Equipment | Ordered by State Govt. | Received Yesterday | Total Received by State Govt. | Order Pending |
|-------|----------------------------|------------------------|--------------------|-------------------------------|---------------|
| 1 | PPEs | 29.10 L | 2,000 | 26.35 L | 2.75 L |
| 2 | N95/FFP2 Masks | 36.20 L | 20,000 | 33.39 L | 2.81 L |
| 3 | Regular Masks | 85.20 L | 25,000 | 79.55 L | 5.65 L |
| 4 | Hand Sanitizers (In Ltrs.) | 3.61 L | 1,000 | 3.43 L | 0.18 L |
| 5 | Gloves | 75.00 L | 20,000 | 69.20 L | 5.80 L |
| 6 | Thermal Guns | 20,000 | NIL | 20,000 | NIL |

XII

DEDICATED COVID-19 HELPLINE (24 X 7)

1. Dedicated COVID-19 Helpline : **1800 313 444 222**
2. Direct Telemedicine Line : **033 23576001**
3. Ambulance Service : **033 40902929**
4. COVID Telemedicine App "[Covid Telemedicine WB](#)" on Google Play Store
 - These services include allocation of beds in Govt. hospitals and Safe Homes
 - Telemedicine for citizens at large and those in home isolation
 - Ambulance service includes guidance and provision of Govt. ambulance
5. Tele-Psychological counselling services have started since August 1st, 2020.

| General Queries | | | |
|--------------------------------|---|---|-----------|
| 1 | A | Total Queries addressed in last 24 hours | 2,476 |
| | B | Total Queries addressed till 5 th December | 14,67,169 |
| Telemedicine | | | |
| 2 | A | Total consultations given in last 24 hours | 2,591 |
| | B | Total consultations given till 5 th December | 5,08,730 |
| Ambulance Services | | | |
| 3 | A | Ambulances assigned in last 24 hours | 375 |
| | B | Total calls received in last 24 hours | 378 |
| Tele-Psychological Counselling | | | |
| 4 | A | Counselling given in last 24 hours | 2,491 |
| | B | Counselling given till 5 th December | 2,05,246 |

State Government Interventions :

- Weekly death rate is 1.48% .Both death rate and Infection rate are showing a downward trend.
- Status of availability of beds for COVID positive patients in government and private hospitals is available at Health & FW Department's website: www.wbhealth.gov.in
- Safe Homes : An initiative by the Government of West Bengal for care and treatment of asymptomatic/mild symptomatic COVID patients for whom home isolation is not possible /advisable
- As per State Government advisory Satellite Health Facilities are being developed by private hospitals in close vicinity of their hospitals as separate health facility for treatment of asymptomatic/mild symptomatic COVID patients. This intervention is expected to free beds in the hospitals for serious patients.

All the guidelines and orders relating to Covid-19 are posted on www.wbhealth.gov.in

You can follow us on :

Facebook at: <https://www.facebook.com/wbdhfw/>

Twitter at: <https://twitter.com/wbdhfw>