



# Department of Health & Family Welfare Govt. of West Bengal

## WEST BENGAL COVID-19 HEALTH BULLETIN – 6<sup>th</sup> SEP 2021

### COVID 19 STATUS

S. No	Subject	Number
1	New COVID-19 Cases on 6 <sup>th</sup> Sep	505
2	<b>Total COVID-19 Cases till 6<sup>th</sup> Sep</b>	<b>15,52,576</b>
3	Total Discharged	15,25,581 (+664)
4	Total Deaths as on 6 <sup>th</sup> Sep*	18,515 (+13)
5	<b>Active COVID-19 Cases as on 6<sup>th</sup> Sep</b>	<b>8,480 (-172)</b>
6	Discharge Rate (3/2)	98.26%
7	Fatality Rate (4/2)	1.19%

Note: All figures updated till 9AM, 6<sup>th</sup> Sep

#Daily increase/decrease with respect to previous day is shown as (+/-)

\*Complete analysis can be referred from Section X, (Page no. 5)

### TESTING SNAPSHOT

S. No	Subject	Number
1	Samples Tested on 6 <sup>th</sup> Sep	26,338
2	<b>Total Number of Samples Tested till 6<sup>th</sup> Sep</b>	<b>1,72,36,527</b>
3	<b>Positivity Rate as on 6<sup>th</sup> Sep</b>	<b>1.92%</b>
4	Tests per Million population	1,91,517
5	Total Testing Laboratories*	145
6	RT-PCR/Antigen Test Ratio	61:39

\*Detailed breakup of these laboratories is given on Page 3 and Page 4

### TREATMENT INFRASTRUCTURE SNAPSHOT

S. No	Subject	Number
1	Total Number of Hospitals dedicated for treating COVID-19	203
2	Total Number of Govt. Hospitals dedicated for treating COVID-19	196
3	Total Number of Pvt. Hospitals requisitioned for treating COVID-19	7
4	Total Number of earmarked COVID-19 Beds	23,947
5	% Occupancy in COVID Beds	3.43%
6	Total ICU/HDU Beds in the COVID Hospitals	2,861
7	Total Number of Safe Homes	200
8	Total Number of Beds in Safe Homes	11,507

### ACTIVE CASES SNAPSHOT

S. No	Subject	Number
1	Total number of people currently in Home Isolation	7,152
2	Total Number of Patients in Hospitals	1,097
3	Total Number of Patients in Safe Homes	231

### VACCINATION STATUS

S. No	Subject	Number
1	Total Number of people vaccinated on 6 <sup>th</sup> Sep	1,97,059
2	First Dose on 6 <sup>th</sup> Sep	1,29,971
3	Second Dose on 6 <sup>th</sup> Sep	67,088
4	Cumulative Vaccination till 6 <sup>th</sup> Sep	4,32,96,847
5	Cumulative Vaccination First Dose	3,10,50,893
6	Cumulative Vaccination Second Dose	1,22,45,954
7	Number of CVC (Common Vaccination Centres)	2,776
8	Cumulative AEFI cases reported	3,652
9	Vaccine wastage	-7%



# Department of Health & Family Welfare Govt. of West Bengal

## WEST BENGAL COVID-19 HEALTH BULLETIN – 6<sup>th</sup> SEP 2021

### VI

#### DISTRICT COVID-19 STATUS#

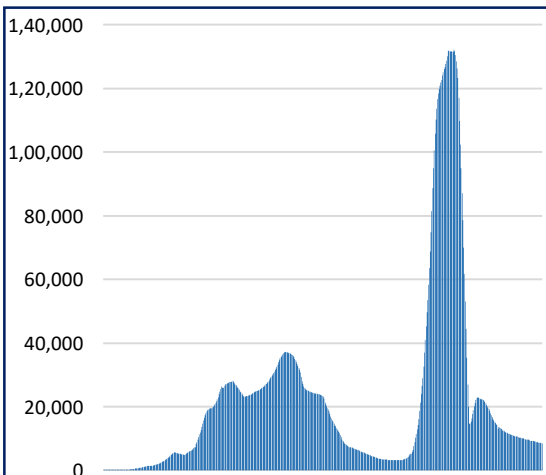
1	2	3	4	5	6 = 3-4-5	7
S. No	District	Total Cases	Total Discharged	Total Deaths	Total Active Cases	Last Reported Case
1	Alipurduar	15,262 <sup>+5</sup>	15,039 <sup>+10</sup>	99	124 <sup>-5</sup>	5-Sep-21
2	Coochbehar	28,564 <sup>+13</sup>	28,168 <sup>+24</sup>	95	301 <sup>-11</sup>	5-Sep-21
3	Darjeeling	55,405 <sup>+28</sup>	54,235 <sup>+52</sup>	518	652 <sup>-24</sup>	5-Sep-21
4	Kalimpong	6,761 <sup>+11</sup>	6,576 <sup>+10</sup>	52	133 <sup>+1</sup>	5-Sep-21
5	Jalpaiguri	40,936 <sup>+8</sup>	40,058 <sup>+26</sup>	554 <sup>+1</sup>	324 <sup>-19</sup>	5-Sep-21
6	Uttar Dinajpur	19,645 <sup>+1</sup>	19,337 <sup>+6</sup>	235	73 <sup>-5</sup>	5-Sep-21
7	Dakshin Dinajpur	17,188 <sup>+14</sup>	16,901 <sup>+9</sup>	169	118 <sup>+5</sup>	5-Sep-21
8	Malda	32,858 <sup>+4</sup>	32,599 <sup>+6</sup>	185	74 <sup>-2</sup>	5-Sep-21
9	Murshidabad	33,748 <sup>+2</sup>	33,369 <sup>+4</sup>	325	54 <sup>-2</sup>	5-Sep-21
10	Nadia	70,760 <sup>+44</sup>	69,437 <sup>+43</sup>	766 <sup>+4</sup>	557 <sup>-3</sup>	5-Sep-21
11	Birbhum	40,582 <sup>+2</sup>	40,212 <sup>+7</sup>	285	85 <sup>-5</sup>	5-Sep-21
12	Purulia	19,299 <sup>+1</sup>	19,138 <sup>+4</sup>	113	48 <sup>-3</sup>	5-Sep-21
13	Bankura	35,288 <sup>+10</sup>	34,738 <sup>+23</sup>	266	284 <sup>-13</sup>	5-Sep-21
14	Jhargram	11,772 <sup>+10</sup>	11,560 <sup>+14</sup>	27	185 <sup>-4</sup>	5-Sep-21
15	Paschim Medinipur	52,014 <sup>+33</sup>	51,056 <sup>+35</sup>	501	457 <sup>-2</sup>	5-Sep-21
16	Purba Medinipur	61,851 <sup>+16</sup>	60,989 <sup>+38</sup>	385 <sup>+1</sup>	477 <sup>-23</sup>	5-Sep-21
17	Purba Bardhaman	40,712 <sup>+18</sup>	40,267 <sup>+20</sup>	189 <sup>+1</sup>	256 <sup>-3</sup>	5-Sep-21
18	Paschim Bardhaman	56,793 <sup>+4</sup>	56,246 <sup>+16</sup>	351	196 <sup>-12</sup>	5-Sep-21
19	Howrah	95,842 <sup>+19</sup>	93,849 <sup>+40</sup>	1,499 <sup>+1</sup>	494 <sup>-22</sup>	5-Sep-21
20	Hooghly	83,226 <sup>+36</sup>	81,737 <sup>+42</sup>	944 <sup>+2</sup>	545 <sup>-8</sup>	5-Sep-21
21	North 24 Parganas	3,22,481 <sup>+85</sup>	3,16,644 <sup>+92</sup>	4,648 <sup>+2</sup>	1,189 <sup>-9</sup>	5-Sep-21
22	South 24 Parganas	97,953 <sup>+34</sup>	96,036 <sup>+49</sup>	1,291 <sup>+1</sup>	626 <sup>-16</sup>	5-Sep-21
23	Kolkata	3,13,570 <sup>+107</sup>	3,07,327 <sup>+94</sup>	5,015	1,228 <sup>+13</sup>	5-Sep-21
24	Other State	66	63	3	0	6-Jun-20
<b>TOTAL</b>		<b>15,52,576<sup>+505</sup></b>	<b>15,25,581<sup>+664</sup></b>	<b>18,515<sup>+13</sup></b>	<b>8,480<sup>-172</sup></b>	

#District Wise data is subject to verification and may change

#Daily increase/decrease with respect to previous day is in superscript as +/- (Eg: +4)

### VII

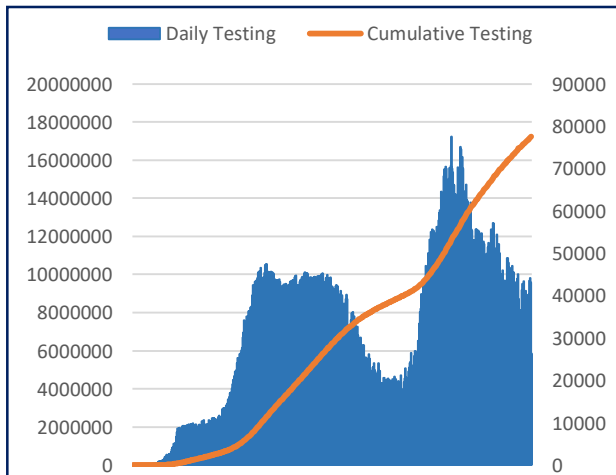
#### DAILY CUMULATIVE ACTIVE COVID-19 CASES



17<sup>th</sup> March 2020 to 6<sup>th</sup> Sep 2021

### VIII

#### SAMPLES TESTED (Daily and Cumulative)



17<sup>th</sup> March 2020 to 6<sup>th</sup> Sep 2021



# Department of Health & Family Welfare Govt. of West Bengal

## WEST BENGAL COVID-19 HEALTH BULLETIN – 6<sup>th</sup> SEP 2021

IX

DETAILS OF TESTING LABS

S. No.	Name of Testing Lab	District	Authority	Samples Tested	Testing Method	Functional WEF
1	NICED	Kolkata	Central Govt	3,22,295	RT-PCR	Since Beginning
2	SSKM	Kolkata	State Govt	4,57,927	RT-PCR	17-Mar-20
3	Medinipur MCH	Paschim Midnapore	State Govt	2,38,779	RT-PCR	24-Mar-20
4	North Bengal MCH	Darjeeling	State Govt	5,54,451	RT-PCR	29-Mar-20
5	School of Tropical Medicine	Kolkata	State Govt	3,23,738	RT-PCR	01-Apr-20
6	Apollo Hospital	North 24 Pargana	PVT	90,696	RT-PCR	06-Apr-20
7	Tata Medical Centre	North 24 Pargana	PVT	30,488	RT-PCR	06-Apr-20
8	Malda MCH	Malda	State Govt	3,97,157	RT-PCR	08-Apr-20
9	Dr. Lal Pathlab	North 24 Pargana	PVT	4,76,843	RT-PCR	17-Apr-20
10	Command Hospital	Kolkata	Central Govt	52,775	RT-PCR	17-Apr-20
11	CNCI	Kolkata	Central Govt	38,991	RT-PCR	22-Apr-20
12	RG Kar MCH	Kolkata	State Govt	3,59,712	RT-PCR	24-Apr-20
13	SURAKSHA	North 24 Pargana	PVT	2,80,267	RT-PCR	24-Apr-20
14	Murshidabad MCH	Murshidabad	State Govt	3,17,752	RT-PCR	26-Apr-20
15	Peerless	Kolkata	PVT	1,01,919	RT-PCR	30-Apr-20
16	Burdwan MCH	Burdwan	State Govt	3,06,310	RT-PCR	06-May-20
17	MCH Kolkata	Kolkata	State Govt	1,58,297	RT-PCR	08-May-20
18	NRS MCH	Kolkata	State Govt	1,94,711	RT-PCR	12-May-20
19	Sanaka Hospitals	Paschim Burdwan	PVT	1,43,361	RT-PCR	12-May-20
20	Medica Hospital	Kolkata	PVT	1,75,335	RT-PCR	15-May-20
21	Bankura MCH	Bankura	State Govt	2,90,810	RT-PCR	22-May-20
22	Suri DH	Birbhum	State Govt	1,96,947	RT-PCR	22-May-20
23	Coochbehar GMCH	Cooch Bihar	State Govt	2,92,028	RT-PCR	06-Jun-20
24	COMJNM Kalyani	Nadia	State Govt	2,56,237	RT-PCR	10-Jun-20
25	Desun Hospital	Kolkata	PVT	12,952	RT-PCR	17-Jun-20
26	RN Tagore Hospital	Kolkata	PVT	70,888	RT-PCR	24-Jun-20
27	Raigunj MCH	Uttar Dinajpur	State Govt	1,44,190	RT-PCR	26-Jun-20
28	Jagannath Gupta Institute of Medical Sciences	South 24 Pargana	PVT	9,555	RT-PCR	06-Jul-20
29	ESI-PGIMSIR	Kolkata	PVT	22,919	RT-PCR	16-Jul-20
30	Remedy Lifecare, Kolkata	Kolkata	PVT	21,759	RT-PCR	21-Jul-20
31	AMRI Dhakuria	Kolkata	PVT	80,390	RT-PCR	19-May-20
32	Rampurhat MCH	Birbhum	State Govt	1,63,654	RT-PCR	19-May-20
33	CNMCH	Kolkata	State Govt	1,25,324	RT-PCR	20-May-20
34	DH GMCH	South 24 Pargana	State Govt	2,82,079	RT-PCR	20-May-20
35	COMSDH	North 24 Pargana	State Govt	98,135	RT-PCR	27-May-20
36	Purulia Govt. MCH	Purulia	State Govt	1,73,984	RT-PCR	03-Jun-20
37	SRL Lab	Kolkata	PVT	3,29,622	RT-PCR	18-Jun-20
38	Probe diagnostics	Kolkata	PVT	77,359	RT-PCR	14-Aug-20
39	Pulse Diagnostics	Kolkata	PVT	1,21,960	RT-PCR	12-Sep-20
40	RB Diagnostic Kolkata	Kolkata	PVT	1,50,962	RT-PCR	20-Sep-20
41	Purba Medinipur DH	Purba Midnapur	State Govt	98,907	RT-PCR	24-Sep-20
42	B.P. Poddar Hospital & Medical Research Ltd	Kolkata	PVT	5,104	RT-PCR	27-Oct-20
43	Swastik Clinic & Seva Sadan Pvt. Ltd., Birbhum	Birbhum	PVT	1,520	RT-PCR	27-Oct-20
44	Repromed Diagnostic Ltd	Kolkata	PVT	37,597	RT-PCR	24-Sep-20
45	Gouri Devi Institute of Medical Sciences	Purba Burdwan	PVT	7,412	RT-PCR	07-Nov-20
46	IQ City Medical College Durgapur	Paschim Burdwan	PVT	20,600	RT-PCR	04-Dec-20
47	Imambara DH, Hooghly	Hooghly	State Govt	99,307	RT-PCR	15-Dec-20
48	Saroj Gupta Cancer Center & Research Institute	Kolkata	PVT	7,321	RT-PCR	23-Dec-20
49	Lasco Medicare Pvt. Ltd. Howrah	Howrah	PVT	18,498	RT-PCR	05-Jan-21
50	Icare Institute of Medical Sciences and Research	Purba Midnapur	PVT	9,202	RT-PCR	25-Jan-21
51	Sanjiban Hospital, Howrah	Howrah	PVT	11,233	RT-PCR	23-Feb-21
52	GCC DNA Diagnostic Lab	South 24 Pargana	PVT	4,444	RT-PCR	22-Apr-21
53	Quadra Medical Services	Kolkata	PVT	1,881	RT-PCR	01-May-21
54	Hindlabs, Kolkata	North 24 Pargana	PVT	25,561	RT-PCR	15-May-21
55	Pathkind Lab, Kolkata	Kolkata	PVT	15,442	RT-PCR	25-May-21
56	KPC Medical College	Kolkata	PVT	1,600	RT-PCR	1-Jun-21
57	Krishna Medica Lab, Kolkata	Kolkata	PVT	15,249	RT-PCR	2-Jun-21
58	Institute of Neurosciences, Kolkata	Kolkata	PVT	1,392	RT-PCR	4-Jun-21
59	Life Cell International, Kolkata	North 24 Pargana	PVT	14,934	RT-PCR	4-Jun-21
60	The Apollo Clinic - Pvt.Ltd.	Kolkata	PVT	4,510	RT-PCR	8-Jun-21
61	Genu Path Labs	North 24 Pargana	PVT	1,527	RT-PCR	27-Jun-21
62	Dr. ABG's Pathoscan Center	Purba Burdwan	PVT	1,939	RT-PCR	30-Jun-21
63	Aloka Medicare Pvt Ltd	Kolkata	PVT	2,176	RT-PCR	8-July-21
64	Burnpur Hospital (SAIL-IISCO)	Paschim Burdwan	PVT	2,219	RT-PCR	8-July-21
65	Nirnayan Healthcare Pvt Ltd	North 24 Pargana	PVT	6,234	RT-PCR	18-July-21
66	Welkin Medicare Pvt Ltd	Kolkata	PVT	1,163	RT-PCR	30-July-21
67	Organ Diagnostic Centre	Kolkata	PVT	1,824	RT-PCR	31-July-21
68	Specialist Clinic & Diagnostic	North 24 Pargana	PVT	1,847	RT-PCR	03-Aug-21
69	Medionn Diagnostic Ltd	Howrah	PVT	1,980	RT-PCR	5-Aug-21
70	Molecular Lab of Paramount Hospital	Darjeeling	PVT	197	RT-PCR	12-Aug-21
71	Lakhotia Diagnostic Services	Howrah	PVT	395	RT-PCR	20-Aug-21
72	One Diagnostics	Kolkata	PVT	277	RT-PCR	20-Aug-21
73	District Hospital SSB	Jalpaiguri	PVT	3,177	RT-PCR	26-Aug-21

Note: Average tests per CBNAAT and TRUENAT machines are 32 per day and 16 per day respectively



# Department of Health & Family Welfare Govt. of West Bengal

## WEST BENGAL COVID-19 HEALTH BULLETIN – 6<sup>th</sup> SEP 2021

**IX**

**DETAILS OF TESTING LABS**

S. No.	Name of Testing Lab	District	Authority	Samples Tested	Testing Method	Functional WEF
74	Diverse Genomics Pvt Ltd	Kolkata	PVT	23	RT-PCR	28-Aug-21
75	See Cure Lab	North 24 Pargana	PVT	90	RT-PCR	31-Aug-21
76	Unipath speciality laboratory	North 24 Pargana	PVT	46	RT-PCR	4-Sep-21
77	B M Birla Hospital	Kolkata	PVT	1,242	RT-LAMP	7-Jun-21
78	Agrasen Healthcare Centre	Jalpaiguri	PVT	2,380	RT-LAMP	22-July-21
79	Reliable Multispeciality Clinic	North 24 Pargana	PVT	95	RT-LAMP	31-Aug-21
80	Shri VishudhanandSaraswati Marwari Hospital	Kolkata	PVT	36	TRUENAT	31-Aug-21
81	AMRI Salt Lake	North 24 Pargana	PVT	26,081	CBNAAT	01-May-20
82	CMRI	Kolkata	PVT	25,602	CBNAAT	13-May-20
83	Asansol DH	Paschim Burdwan	State Govt	45,183	TRUENAT	19-May-20
84	Jhargram DH	Jhargram	State Govt	2,754	TRUENAT	19-May-20
85	Falakata SSH	Alipurduar	State Govt	3,872	TRUENAT	20-May-20
86	Balurghat DH	Dakshin Dinajpur	State Govt	3,627	TRUENAT	22-May-20
87	Serampore DH	Hooghly	State Govt	1,214	TRUENAT	25-May-20
88	Uluberia SSH	Howrah	State Govt	1,988	TRUENAT	27-May-20
89	Jangipur SDH	Murshidabad	State Govt	1,685	TRUENAT	27-May-20
90	Egra SDH	Purba Midnapur	State Govt	823	TRUENAT	27-May-20
91	MR Bangur Hospital	South 24 Pargana	State Govt	419	TRUENAT	28-May-20
92	Chanchal SDH	Malda	State Govt	559	TRUENAT	28-May-20
93	Biswa Bangla Krirangan COVID Hospital	Jalpaiguri	State Govt	1,80,540	TRUENAT	31-May-20
94	Parkview Super Speciality Hospital	North 24 Pargana	PVT	136	TRUENAT	26-Aug-21
95	Woodlands	Kolkata	PVT	15,540	CBNAAT	11-Jun-20
96	Alipurduar DH	Alipurduar	State Govt	1,585	TRUENAT	16-Jun-20
97	Basirhat DH	North 24 Pargana	State Govt	512	TRUENAT	19-Jun-20
98	Anandaloke Sonoscan, Siliguri	Darjeeling	PVT	21,173	TRUENAT	27-Jun-20
99	Gangarampur SDH	Dakshin Dinajpur	State Govt	1,313	CBNAAT	16-Jul-20
100	Contai SDH	Purba Midnapur	State Govt	1,902	TRUENAT	20-Jul-20
101	ILS hospital	Kolkata	PVT	4,509	TRUENAT	25-Jul-20
102	Uttar Latabari DH	Alipurduar	State Govt	342	TRUENAT	04-Aug-20
103	Nandigram SSH/DH	Purba Midnapur	State Govt	826	TRUENAT	04-Aug-20
104	Panskura Hospital	Purba Midnapur	State Govt	436	TRUENAT	06-Aug-20
105	Chittaranjan Seva Sadan Hospital	Kolkata	State Govt	1,771	TRUENAT	10-Aug-20
106	Dr. PK Saha Hospital, Coochbihar	Cooch Bihar	PVT	8,009	TRUENAT	11-Aug-20
107	Salt Lake SDH	North 24 Pargana	State Govt	853	TRUENAT	13-Aug-20
108	Charnock Hospital	Kolkata	PVT	10,540	TRUENAT	14-Aug-20
109	Gabberia SGH	Howrah	State Govt	791	TRUENAT	15-Aug-20
110	Spandan Disgnostic Center	Paschim Midnapore	PVT	12,052	TRUENAT	16-Aug-20
111	Kakdwip SSH	South 24 Pargana	State Govt	277	TRUENAT	17-Aug-20
112	Mal SSH	Jalpaiguri	State Govt	198	TRUENAT	18-Aug-20
113	Howrah DH	Howrah	State Govt	185	TRUENAT	21-Aug-20
114	Spandan Hospital, Kolkata	North 24 Pargana	PVT	4,944	TRUENAT	01-Sep-20
115	Sagardighi SSH	Murshidabad	State Govt	622	TRUENAT	02-Sep-20
116	Domkal SSH	Murshidabad	State Govt	164	TRUENAT	06-Sep-20
117	Udaynarayanpur SGH Howrah	Howrah	State Govt	53	TRUENAT	07-Sep-20
118	GD Hospital & Diabetes Institute, Howrah	Kolkata	PVT	3,033	CBNAAT	08-Sep-20
119	Nightingale Diagnostic & Medicare Centre	Kolkata	PVT	14,905	TRUENAT	12-Sep-20
120	Bhagirathi Neotia Woman * Child Care Centre	North 24 Pargana	PVT	1,315	CBNAAT	16-Sep-20
121	Krishnanagar DTC	Nadia	State Govt	172	TRUENAT	29-Sep-20
122	Mission Hospital, Durgapur	Paschim Burdwan	PVT	23,275	TRUENAT	29-Sep-20
123	Medinova, Kolkata	Kolkata	PVT	6,281	TRUENAT	01-Oct-20
124	MSS Bansal Medical, Kolkata	Kolkata	PVT	16,713	TRUENAT	02-Oct-20
125	TJ, SGH, Howrah	Howrah	PVT	407	TRUENAT	02-Oct-20
126	Narayan Memorial Hospital, Kolkata	Kolkata	PVT	1,154	TRUENAT	02-Oct-20
127	Kalimpong DH	Kalimpong	State Govt	498	TRUENAT	06-Oct-20
128	Mirik BPHC, Darjeeling	Darjeeling	State Govt	136	TRUENAT	09-Oct-20
129	Barjore SSH, Bankura	Bankura	State Govt	413	TRUENAT	11-Oct-20
130	Darjeeling DH	Darjeeling	State Govt	524	TRUENAT	11-Oct-20
131	Metropolis Kolkata	Kolkata	PVT	99,495	TRUENAT	14-Oct-20
132	Laboratory Services, Healthworld Hospitals, Durgapur	Paschim Burdwan	PVT	9,075	TRUENAT	04-Dec-20
133	Neotia Getwel Healthcare Centre, Siliguri	Darjeeling	PVT	3,458	CBNAAT	09-Jan-21
134	Arogya Niketan Nursing Home	Darjeeling	PVT	5,122	TRUENAT	16-Jan-21
135	Ruby General Hospital	Kolkata	PVT	3,796	CBNAAT	20-Jan-21
136	Cliniperfect Polyclinic and Diagnostics	North 24 Pargana	PVT	1,755	TRUENAT	23-Feb-21
137	10 Air Force Hospital, Hasimara	Alipurduar	Central Govt	1,039	TRUENAT	23-Apr-21
138	4 Air Force Hospital, Midnapore	Paschim Midnapore	Central Govt	1,684	TRUENAT	23-Apr-21
139	164 Military Hospital, Binnaguri	Jalpaiguri	Central Govt	2,089	TRUENAT	23-Apr-21
140	Central Hospital, SE Railway, Kolkata	Kolkata	Central Govt	1,380	CBNAAT	23-Apr-21
141	Zenith super speciality hospital	Kolkata	PVT	4,289	TRUENAT	23-Apr-21
142	Alipurduar Railway Hospital	Alipurduar	Central Govt	3,141	TRUENAT	23-Apr-21
143	Sonoscan Healthcare Pvt Ltd	Malda	PVT	311	TRUENAT	27-July-21
144	Antigen Test done within the State		State Govt	76,66,104	-	-
145	Samples Tested in Labs Outside the State		PVT	6,07,744	RT-PCR	-
<b>TOTAL</b>				<b>1,72,36,527</b>	-	-

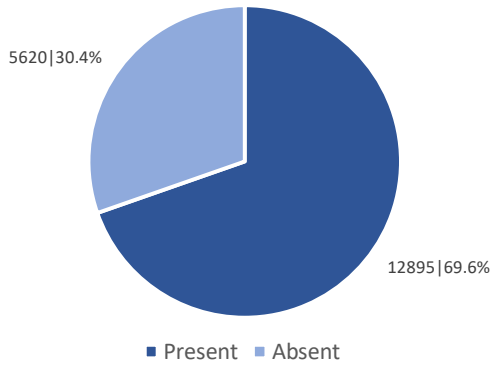
**Note:** Average tests per CBNAAT and TRUENAT machines are 32 per day and 16 per day respectively



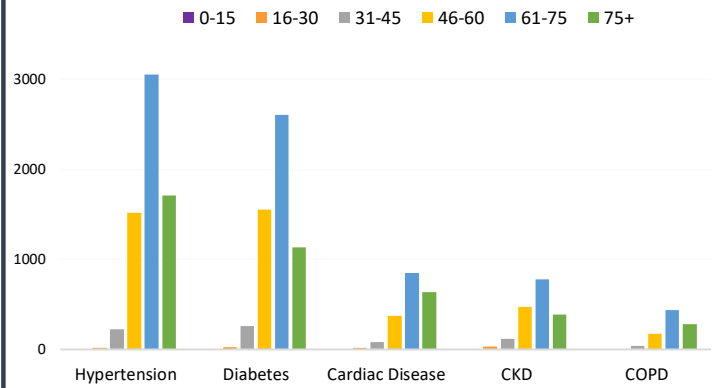
WEST BENGAL COVID-19 HEALTH BULLETIN – 6<sup>th</sup> SEP 2021

X

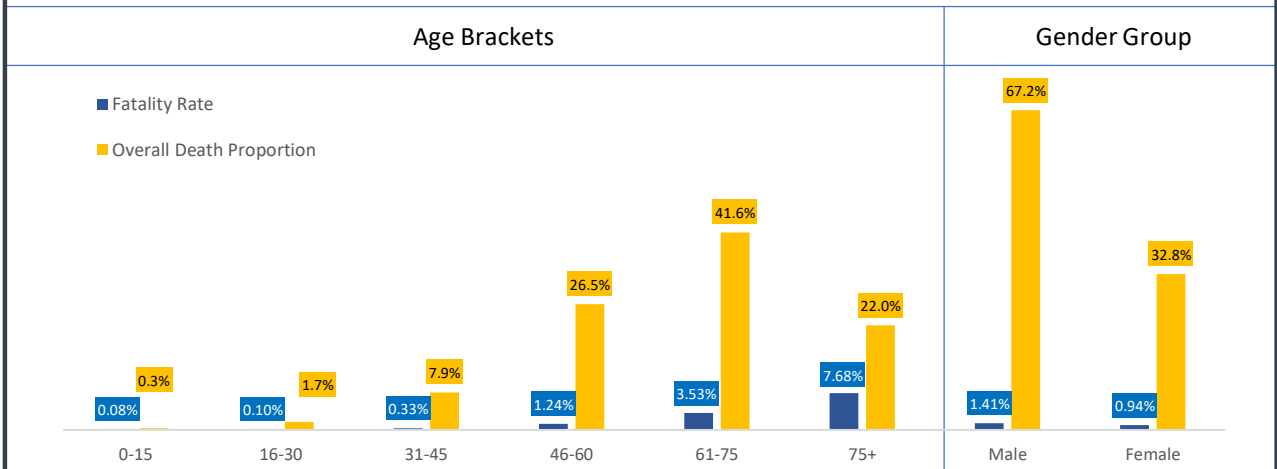
**Comorbidity Status in Deceased Cases (n=18,515)**



**Age Group Wise Comorbidities Among Deceased**

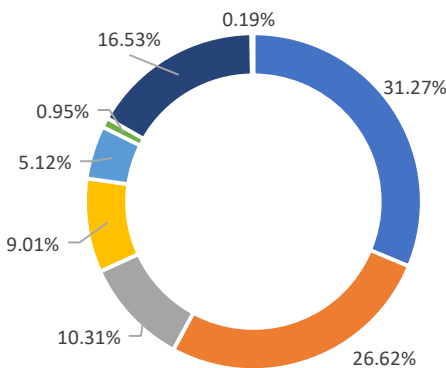


**Fatality Rate & Death Proportion in Respective Age Brackets & Gender Groups**

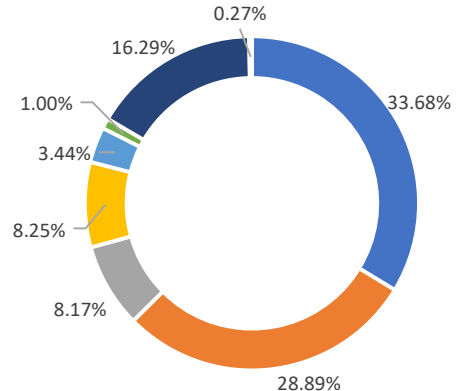


\*The blue data label shows the fatality rate in respective age/gender group i.e. no. of deaths as a proportion of total infections in respective age/gender group  
\*\*The orange data label shows the proportion of total deaths in respective age/gender group

**Share of Comorbidities in Male**



**Share of Comorbidities in Female**



■ Hypertension ■ Diabetes ■ Cardiac Disease ■ CKD ■ COPD ■ Malignancy ■ Other ■ on Dialysis

FATALITY ANALYSIS



# Department of Health & Family Welfare Govt. of West Bengal

## WEST BENGAL COVID-19 HEALTH BULLETIN – 6<sup>th</sup> SEP 2021

**XI**

**EQUIPMENT AND CONSUMABLE SUPPLY**

S. No	Consumable	Ordered by State Govt.	Received Yesterday	Total Received by State Govt.	Order Pending
1	PPEs	42.10 L	2,000	31.97 L	10.13 L
2	N95/FFP2 Masks	68.20 L	10,000	64.59 L	3.61 L
3	Regular Masks	138.84 L	20,000	135.50 L	3.34 L
4	Hand Sanitizers (In Ltrs)	6.21 L	1,000	6.17 L	0.04 L
5	Gloves	127.00 L	20,000	126.20 L	0.80 L
6	Thermal Guns	20,000	NIL	20,000	NIL

S. No	Equipment	Number
1	Total Number of HFNO	470
2	Total Number of Oxygen Concentrators	5,644
3	Total Number of functional MGPS	116
4	Total Number of functional LMO Tanks	10
5	Total Number of functional PSA plants	11
6	Total Number of Ventilators in COVID Hospitals	1,298

**XII**

**DEDICATED COVID-19 HELPLINE (24 X 7)**

1. Dedicated COVID-19 Helpline : **1800 313 444 222**
2. Direct Telemedicine Line : **033 23576001**
3. Ambulance Service : **033 40902929**
4. COVID Telemedicine App "[Covid Telemedicine WB](#)" on Google Play Store
  - These services include allocation of beds in Govt. hospitals and Safe Homes
  - Telemedicine for citizens at large and those in home isolation
  - Ambulance service includes guidance and provision of Govt. ambulance
5. Tele-Psychological counselling services have started since August 1<sup>st</sup>, 2020.

General Queries			
1	A	Total Queries addressed in last 24 hours	2,417
	B	Total Queries addressed till 5 <sup>th</sup> Sep	21,53,742
Telemedicine			
2	A	Total consultations given in last 24 hours	1,247
	B	Total consultations given till 5 <sup>th</sup> Sep	8,73,482
Ambulance Services			
3	A	Ambulances assigned in last 24 hours	200
	B	Total calls received in last 24 hours	200
Tele-Psychological Counselling			
4	A	Counselling given in last 24 hours	500
	B	Counselling given till 5 <sup>th</sup> Sep	4,25,189

### State Government Interventions :

- Status of availability of beds for Covid positive patients in government and private hospitals along with information on other related services are available at <https://icms.wb.gov.in>
- Safe Homes : An initiative by the Government of West Bengal for care and treatment of asymptomatic/mild symptomatic COVID patients for whom home isolation is not possible /advisable
- As per State Government advisory Satellite Health Facilities are being developed by private hospitals in close vicinity of their hospitals as separate health facility for treatment of asymptomatic/mild symptomatic COVID patients. This intervention is expected to free beds in the hospitals for serious patients.

All the guidelines and orders relating to Covid-19 are posted on [www.wbhealth.gov.in](http://www.wbhealth.gov.in)

You can follow us on :

Facebook at: <https://www.facebook.com/wbdhfw/>

Twitter at: <https://twitter.com/wbdhfw>