



Department of Health & Family Welfare Govt. of West Bengal

WEST BENGAL COVID-19 HEALTH BULLETIN – 6th MAR 2022

COVID 19 STATUS

| S. No | Subject | Number |
|-------|---|--------------------|
| 1 | New COVID-19 Cases on 6 th Mar | 90 |
| 2 | Total COVID-19 Cases till 6th Mar | 20,15,862 |
| 3 | Total Discharged | 19,93,029 (+138) |
| 4 | Total Deaths as on 6 th Mar* | 21,180 (+2) |
| 5 | Active COVID-19 Cases as on 6th Mar | 1,653 (-50) |
| 6 | Discharge Rate (3/2) | 98.87% |
| 7 | Fatality Rate (4/2) | 1.05% |

Note: All figures updated till 9AM, 6th Mar

#Daily increase/decrease with respect to previous day is shown as (+/-)

*Complete analysis can be referred from **Section X**, (Page no. 5)

TESTING SNAPSHOT

| S. No | Subject | Number |
|-------|---|--------------------|
| 1 | Samples Tested on 6 th Mar | 21,210 |
| 2 | Total Number of Samples Tested till 6th Mar | 2,43,52,392 |
| 3 | Positivity Rate as on 6th Mar | 0.42% |
| 4 | Tests per Million population | 2,70,582 |
| 5 | Total Testing Laboratories* | 163 |
| 6 | RT-PCR/Antigen Test Ratio | 47:53 |

*Detailed breakup of these laboratories is given on **Page 3 and Page 4**

TREATMENT INFRASTRUCTURE SNAPSHOT

| S. No | Subject | Number |
|-------|--|--------|
| 1 | Total Number of Hospitals dedicated for treating COVID-19 | 203 |
| 2 | Total Number of Govt. Hospitals dedicated for treating COVID-19 | 196 |
| 3 | Total Number of Pvt. Hospitals requisitioned for treating COVID-19 | 7 |
| 4 | Total Number of earmarked COVID-19 Beds | 23,947 |
| 5 | % Occupancy in COVID Beds | 0.18% |
| 6 | Total ICU/HDU Beds in the COVID Hospitals | 4,139 |
| 7 | Total Number of Safe Homes | 200 |
| 8 | Total Number of Beds in Safe Homes | 11,507 |

ACTIVE CASES SNAPSHOT

| S. No | Subject | Number |
|-------|--|--------|
| 1 | Total number of people currently in Home Isolation | 1,509 |
| 2 | Total Number of Patients in Hospitals | 140 |
| 3 | Total Number of Patients in Safe Homes | 4 |

VACCINATION STATUS

| S. No | Subject | Number |
|-------|--|--------------|
| 1 | Total Number of people vaccinated on 6 th Mar | 99,015 |
| 2 | First Dose on 6 th Mar | 7,535 |
| 3 | Second Dose on 6 th Mar | 85,547 |
| 4 | Precaution Dose on 6 th Mar | 5,933 |
| 5 | Cumulative Vaccination till 6 th Mar | 12,99,26,561 |
| 6 | Cumulative Vaccination First Dose | 6,97,36,495 |
| 7 | Cumulative Vaccination Second Dose | 5,85,36,364 |
| 8 | Cumulative Precaution Dose | 16,53,702 |
| 9 | Number of CVC (Common Vaccination Centres) | 2,431 |
| 10 | Cumulative AEFI cases reported | 6,966 |
| 11 | Vaccine wastage | -7% |



Department of Health & Family Welfare Govt. of West Bengal

WEST BENGAL COVID-19 HEALTH BULLETIN – 6th MAR 2022

VI

DISTRICT COVID-19 STATUS#

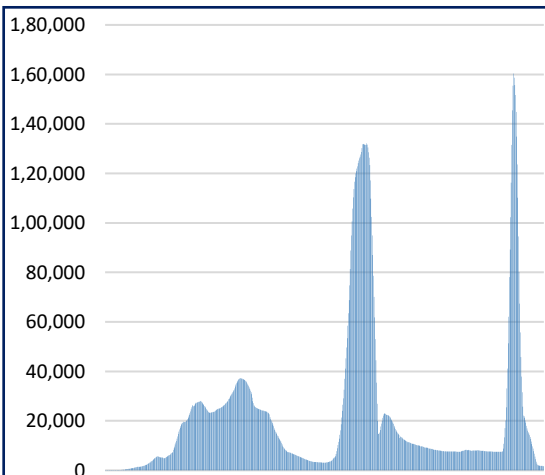
| 1 | 2 | 3 | 4 | 5 | 6 = 3-4-5 | 7 |
|--------------|-------------------|--------------------------------|---------------------------------|----------------------------|----------------------------|--------------------|
| S. No | District | Total Cases | Total Discharged | Total Deaths | Total Active Cases | Last Reported Case |
| 1 | Alipurduar | 18,947 ⁺² | 18,784 ⁺⁴ | 110 | 53 ⁻² | 5-Mar-22 |
| 2 | Coochbehar | 33,972 ⁺¹ | 33,836 ⁺³ | 106 | 30 ⁻² | 5-Mar-22 |
| 3 | Darjeeling | 69,057 ⁺⁴ | 68,391 ⁺⁶ | 599 | 67 ⁻² | 5-Mar-22 |
| 4 | Kalimpong | 8,518 | 8,449 ⁺¹ | 58 | 11 ⁻¹ | 1-Mar-22 |
| 5 | Jalpaiguri | 49,622 ⁺³ | 48,916 ⁺⁵ | 648 | 58 ⁻² | 5-Mar-22 |
| 6 | Uttar Dinajpur | 25,133 ⁺¹ | 24,838 ⁺² | 268 | 27 ⁻¹ | 5-Mar-22 |
| 7 | Dakshin Dinajpur | 23,105 ⁺³ | 22,876 ⁺³ | 193 | 36 | 5-Mar-22 |
| 8 | Malda | 44,458 ⁺⁵ | 44,207 ⁺⁴ | 199 | 52 ⁺¹ | 5-Mar-22 |
| 9 | Murshidabad | 41,643 ⁺¹ | 41,256 ⁺³ | 356 | 31 ⁻² | 5-Mar-22 |
| 10 | Nadia | 87,662 ⁺⁴ | 86,634 ⁺⁷ | 944 | 84 ⁻³ | 5-Mar-22 |
| 11 | Birbhum | 57,741 ⁺² | 57,326 ⁺⁶ | 351 | 64 ⁻⁴ | 5-Mar-22 |
| 12 | Purulia | 24,234 ⁺¹ | 24,085 ⁺² | 123 | 26 ⁻¹ | 5-Mar-22 |
| 13 | Bankura | 43,926 ⁺³ | 43,576 ⁺⁵ | 286 | 64 ⁻² | 5-Mar-22 |
| 14 | Jhargram | 15,553 ⁺¹ | 15,506 ⁺¹ | 31 | 16 | 5-Mar-22 |
| 15 | Paschim Medinipur | 62,578 ⁺⁴ | 61,992 ⁺⁵ | 530 | 56 ⁻¹ | 5-Mar-22 |
| 16 | Purba Medinipur | 67,857 ⁺¹ | 67,379 ⁺³ | 441 | 37 ⁻² | 5-Mar-22 |
| 17 | Purba Bardhaman | 55,455 ⁺² | 55,149 ⁺⁶ | 238 | 68 ⁻⁴ | 5-Mar-22 |
| 18 | Paschim Bardhaman | 75,649 ⁺² | 75,165 ⁺⁴ | 432 | 52 ⁻² | 5-Mar-22 |
| 19 | Howrah | 1,25,066 ⁺³ | 1,23,342 ⁺⁷ | 1,640 | 84 ⁻⁴ | 5-Mar-22 |
| 20 | Hooghly | 1,07,974 ⁺⁶ | 1,06,785 ⁺⁶ | 1,119 | 70 | 5-Mar-22 |
| 21 | North 24 Parganas | 4,03,113 ⁺¹⁸ | 3,97,514 ⁺²¹ | 5,338 | 261 ⁻³ | 5-Mar-22 |
| 22 | South 24 Parganas | 1,27,347 ⁺⁹ | 1,25,716 ⁺¹⁰ | 1,511 | 120 ⁻¹ | 5-Mar-22 |
| 23 | Kolkata | 4,47,186 ⁺¹⁴ | 4,41,244 ⁺²⁴ | 5,656 ⁺² | 286 ⁻¹² | 5-Mar-22 |
| 24 | Other State | 66 | 63 | 3 | 0 | 6-Jun-20 |
| TOTAL | | 20,15,862⁺⁹⁰ | 19,93,029⁺¹³⁸ | 21,180⁺² | 1,653⁻⁵⁰ | |

#District Wise data is subject to verification and may change

#Daily increase/decrease with respect to previous day is in superscript as +/- (Eg: ⁺⁴)

VII

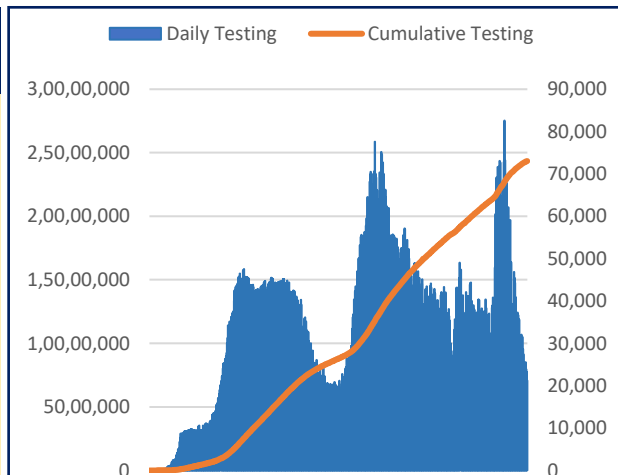
DAILY CUMULATIVE ACTIVE COVID-19 CASES



17th March 2020 to 6th Mar 2022

VIII

SAMPLES TESTED (Daily and Cumulative)



17th March 2020 to 6th Mar 2022



Department of Health & Family Welfare Govt. of West Bengal

WEST BENGAL COVID-19 HEALTH BULLETIN – 6th MAR 2022

IX

DETAILS OF TESTING LABS

| S. No. | Name of Testing Lab | District | Authority | Samples Tested | Testing Method | Functional WEF |
|--------|--|-------------------|--------------|----------------|----------------|-----------------|
| 1 | NICED | Kolkata | Central Govt | 3,67,247 | RT-PCR | Since Beginning |
| 2 | SSKM | Kolkata | State Govt | 6,19,908 | RT-PCR | 17-Mar-20 |
| 3 | Medinipur MCH | Paschim Midnapore | State Govt | 2,82,063 | RT-PCR | 24-Mar-20 |
| 4 | North Bengal MCH | Darjeeling | State Govt | 6,28,255 | RT-PCR | 29-Mar-20 |
| 5 | School of Tropical Medicine | Kolkata | State Govt | 4,01,588 | RT-PCR | 01-Apr-20 |
| 6 | Apollo Hospital | North 24 Pargana | PVT | 1,20,769 | RT-PCR | 06-Apr-20 |
| 7 | Tata Medical Centre | North 24 Pargana | PVT | 38,716 | RT-PCR | 06-Apr-20 |
| 8 | Malda MCH | Malda | State Govt | 5,13,972 | RT-PCR | 08-Apr-20 |
| 9 | Dr. Lal Pathlab | North 24 Pargana | PVT | 5,54,123 | RT-PCR | 17-Apr-20 |
| 10 | Command Hospital | Kolkata | Central Govt | 66,665 | RT-PCR | 17-Apr-20 |
| 11 | CNCI | Kolkata | Central Govt | 51,413 | RT-PCR | 22-Apr-20 |
| 12 | RG Kar MCH | Kolkata | State Govt | 4,04,703 | RT-PCR | 24-Apr-20 |
| 13 | SURAKSHA | North 24 Pargana | PVT | 3,64,857 | RT-PCR | 24-Apr-20 |
| 14 | Murshidabad MCH | Murshidabad | State Govt | 3,99,935 | RT-PCR | 26-Apr-20 |
| 15 | Peerless | Kolkata | PVT | 1,25,704 | RT-PCR | 30-Apr-20 |
| 16 | Burdwan MCH | Burdwan | State Govt | 4,00,778 | RT-PCR | 06-May-20 |
| 17 | MCH Kolkata | Kolkata | State Govt | 2,01,427 | RT-PCR | 08-May-20 |
| 18 | NRS MCH | Kolkata | State Govt | 2,29,088 | RT-PCR | 12-May-20 |
| 19 | Sanaka Hospitals | Paschim Burdwan | PVT | 1,49,857 | RT-PCR | 12-May-20 |
| 20 | Medica Hospital | Kolkata | PVT | 2,13,240 | RT-PCR | 15-May-20 |
| 21 | Bankura MCH | Bankura | State Govt | 3,88,842 | RT-PCR | 22-May-20 |
| 22 | Suri DH | Birbhum | State Govt | 2,84,760 | RT-PCR | 22-May-20 |
| 23 | Coochbehar GMCH | Cooch Bihar | State Govt | 3,87,275 | RT-PCR | 06-Jun-20 |
| 24 | COMJNM Kalyani | Nadia | State Govt | 3,21,594 | RT-PCR | 10-Jun-20 |
| 25 | Desun Hospital | Kolkata | PVT | 18,745 | RT-PCR | 17-Jun-20 |
| 26 | RN Tagore Hospital | Kolkata | PVT | 1,04,992 | RT-PCR | 24-Jun-20 |
| 27 | Raigunj MCH | Uttar Dinajpur | State Govt | 1,83,243 | RT-PCR | 26-Jun-20 |
| 28 | Jagannath Gupta Institute of Medical Sciences | South 24 Pargana | PVT | 11,473 | RT-PCR | 06-Jul-20 |
| 29 | ESI-PGIMSIR | Kolkata | PVT | 32,953 | RT-PCR | 16-Jul-20 |
| 30 | Remedy Lifecare, Kolkata | Kolkata | PVT | 29,336 | RT-PCR | 21-Jul-20 |
| 31 | AMRI Dhakuria | Kolkata | PVT | 1,01,785 | RT-PCR | 19-May-20 |
| 32 | Rampurhat MCH | Birbhum | State Govt | 2,22,970 | RT-PCR | 19-May-20 |
| 33 | CNMCH | Kolkata | State Govt | 1,53,801 | RT-PCR | 20-May-20 |
| 34 | DH GMCH | South 24 Pargana | State Govt | 4,33,357 | RT-PCR | 20-May-20 |
| 35 | COMSDH | North 24 Pargana | State Govt | 1,31,177 | RT-PCR | 27-May-20 |
| 36 | Purulia Govt. MCH | Purulia | State Govt | 2,33,759 | RT-PCR | 03-Jun-20 |
| 37 | SRL Lab | Kolkata | PVT | 4,31,608 | RT-PCR | 18-Jun-20 |
| 38 | Probe diagnostics | Kolkata | PVT | 1,03,634 | RT-PCR | 14-Aug-20 |
| 39 | Pulse Diagnostics | Kolkata | PVT | 1,79,353 | RT-PCR | 12-Sep-20 |
| 40 | RB Diagnostic Kolkata | Kolkata | PVT | 2,12,984 | RT-PCR | 20-Sep-20 |
| 41 | Purba Medinipur DH | Purba Midnapur | State Govt | 1,61,443 | RT-PCR | 24-Sep-20 |
| 42 | B.P. Poddar Hospital & Medical Research Ltd | Kolkata | PVT | 8,821 | RT-PCR | 27-Oct-20 |
| 43 | Swastik Clinic & Seva Sadan Pvt. Ltd., Birbhum | Birbhum | PVT | 1,789 | RT-PCR | 27-Oct-20 |
| 44 | Repromed Diagnostic Ltd | Kolkata | PVT | 55,499 | RT-PCR | 24-Sep-20 |
| 45 | Gouri Devi Institute of Medical Sciences | Purba Burdwan | PVT | 10,801 | RT-PCR | 07-Nov-20 |
| 46 | IQ City Medical College Durgapur | Paschim Burdwan | PVT | 26,565 | RT-PCR | 04-Dec-20 |
| 47 | Imambara DH, Hooghly | Hooghly | State Govt | 2,22,041 | RT-PCR | 15-Dec-20 |
| 48 | Saroj Gupta Cancer Center & Research Institute | Kolkata | PVT | 11,845 | RT-PCR | 23-Dec-20 |
| 49 | Lasco Medicare Pvt. Ltd. Howrah | Howrah | PVT | 40,284 | RT-PCR | 05-Jan-21 |
| 50 | Icare Institute of Medical Sciences and Research | Purba Midnapur | PVT | 16,001 | RT-PCR | 25-Jan-21 |
| 51 | Sanjiban Hospital, Howrah | Howrah | PVT | 17,023 | RT-PCR | 23-Feb-21 |
| 52 | GCC DNA Diagnostic Lab | South 24 Pargana | PVT | 14,593 | RT-PCR | 22-Apr-21 |
| 53 | Quadra Medical Services | Kolkata | PVT | 4,160 | RT-PCR | 01-May-21 |
| 54 | Hindlabs, Kolkata | North 24 Pargana | PVT | 1,04,977 | RT-PCR | 15-May-21 |

Note: Average tests per CBNAAT and TRUENAT machines are 32 per day and 16 per day respectively



Department of Health & Family Welfare Govt. of West Bengal

WEST BENGAL COVID-19 HEALTH BULLETIN –6th MAR 2022

IX

DETAILS OF TESTING LABS

| S. No. | Name of Testing Lab | District | Authority | Samples Tested | Testing Method | Functional WEF |
|--------|--|------------------|--------------|----------------|----------------|----------------|
| 55 | Pathkind Lab, Kolkata | Kolkata | PVT | 39,852 | RT-PCR | 25-May-21 |
| 56 | KPC Medical College | Kolkata | PVT | 6,223 | RT-PCR | 1-Jun-21 |
| 57 | Krishna Medica Lab, Kolkata | Kolkata | PVT | 41,344 | RT-PCR | 2-Jun-21 |
| 58 | Institute of Neurosciences , Kolkata | Kolkata | PVT | 4,209 | RT-PCR | 4-Jun-21 |
| 59 | Life Cell International, Kolkata | North 24 Pargana | PVT | 52,877 | RT-PCR | 4-Jun-21 |
| 60 | The Apollo Clinic - Pvt.Ltd. | Kolkata | PVT | 17,236 | RT-PCR | 8-Jun-21 |
| 61 | Genu Path Labs | North 24 Pargana | PVT | 12,288 | RT-PCR | 27-Jun-21 |
| 62 | Dr. ABG's Pathoscan Center | Purba Burdwan | PVT | 10,402 | RT-PCR | 30-Jun-21 |
| 63 | Aloka Medicare Pvt Ltd | Kolkata | PVT | 11,624 | RT-PCR | 8-July-21 |
| 64 | Burnpur Hospital (SAIL-IISCO) | Paschim Burdwan | PVT | 14,420 | RT-PCR | 8-July-21 |
| 65 | Nirnayan Healthcare Pvt Ltd | North 24 Pargana | PVT | 38,130 | RT-PCR | 18-July-21 |
| 66 | Welkin Medicare Pvt Ltd | Kolkata | PVT | 7,150 | RT-PCR | 30-July-21 |
| 67 | Organ Diagnostic Centre | Kolkata | PVT | 26,482 | RT-PCR | 31-July-21 |
| 68 | Specialist Clinic & Diagnostic | North 24 Pargana | PVT | 6,125 | RT-PCR | 03-Aug-21 |
| 69 | Medionn Diagnostic Ltd | Howrah | PVT | 34,006 | RT-PCR | 5-Aug-21 |
| 70 | Molecular Lab of Paramount Hospital | Darjeeling | PVT | 3,668 | RT-PCR | 12-Aug-21 |
| 71 | Lakhotia Diagnostic Services | Howrah | PVT | 9,684 | RT-PCR | 20-Aug-21 |
| 72 | One Diagnostics | Kolkata | PVT | 8,401 | RT-PCR | 20-Aug-21 |
| 73 | District Hospital SSB | Jalpaiguri | PVT | 44,656 | RT-PCR | 26-Aug-21 |
| 74 | Diverse Genomics Pvt Ltd | Kolkata | PVT | 7,842 | RT-PCR | 28-Aug-21 |
| 75 | See Cure Lab | North 24 Pargana | PVT | 12,947 | RT-PCR | 31-Aug-21 |
| 76 | Unipath speciality laboratory | North 24 Pargana | PVT | 25,373 | RT-PCR | 4-Sep-21 |
| 77 | SG Clinic & Diagnostic Laboratory | North 24 Pargana | PVT | 1,156 | RT-PCR | 22-Sep-21 |
| 78 | Dolphin Medical Clinic | North 24 Pargana | PVT | 3,393 | RT-PCR | 8-Oct-21 |
| 79 | Subham Hospital & Diagnostic Center | Cooch Bihar | PVT | 492 | RT-PCR | 19-Oct-21 |
| 80 | Apollo Clinic C/O Sanjivani Health & Lifestyle | North 24 Pargana | PVT | 18,536 | RT-PCR | 9-Nov-21 |
| 81 | SRL Ltd Forts Hospital, Anandapur | Kolkata | PVT | 2,789 | RT-PCR | 9-Nov-21 |
| 82 | PRG Health care ltd | Kolkata | PVT | 6,680 | RT-PCR | 11-Nov-21 |
| 83 | I3T Advanced Diagnostic Center | North 24 Pargana | PVT | 1,012 | RT-PCR | 26-Nov-21 |
| 84 | Bellevue Clinic | Kolkata | PVT | 2,507 | RT-PCR | 14-Dec-21 |
| 85 | Health Plus Diagnostic Pvt Ltd | Kolkata | PVT | 2,127 | RT-PCR | 10-Jan-22 |
| 86 | Kolkata Diagnostic Center | Kolkata | PVT | 58 | RT-PCR | 19-Jan-22 |
| 87 | Serampore Medical & Diagnostic center | Hooghly | PVT | 765 | RT-PCR | 23-Jan-22 |
| 88 | Oncquest Laboratories Ltd | North 24 Pargana | PVT | 4,860 | RT-PCR | 24-Jan-22 |
| 89 | Thyrocare Technologies Ltd | North 24 Pargana | PVT | 8,383 | RT-PCR | 30-Jan-22 |
| 90 | Molecular Lab of Alik Diagnostic Center | Darjeeling | PVT | 326 | RT-PCR | 12-Feb-22 |
| 91 | Auro MRI Centre Pvt Ltd | Purba Midnapur | PVT | 59 | RT-PCR | 27-Feb-22 |
| 92 | B M Birla Hospital | Kolkata | PVT | 3,188 | RT-LAMP | 7-Jun-21 |
| 93 | Agrasen Healthcare Centre | Jalpaiguri | PVT | 11,728 | RT-LAMP | 22-July-21 |
| 94 | Reliable Multispeciality Clinic | North 24 Pargana | PVT | 3,596 | RT-LAMP | 31-Aug-21 |
| 95 | Western Diagnostic Centre Private Ltd | Kolkata | PVT | 1,340 | RT-LAMP | 28-Sep-21 |
| 96 | CSIR-Indian Institute of Chemical Biology | Kolkata | Central Govt | 141 | RT-LAMP | 8-Oct-21 |
| 97 | Shri VishudhanandSaraswati Marwari Hospital | Kolkata | PVT | 1,091 | TRUENAT | 31-Aug-21 |
| 98 | AMRI Mukundapur | South 24 Pargana | PVT | 2,919 | TRUENAT | 10-Sep-21 |
| 99 | AMRI Salt Lake | North 24 Pargana | PVT | 33,675 | CBNAAT | 01-May-20 |
| 100 | CMRI | Kolkata | PVT | 36,010 | CBNAAT | 13-May-20 |
| 101 | Asansol DH | Paschim Burdwan | State Govt | 90,606 | TRUENAT | 19-May-20 |
| 102 | Jhargram DH | Jhargram | State Govt | 2,754 | TRUENAT | 19-May-20 |
| 103 | Falakata SSH | Alipurduar | State Govt | 3,873 | TRUENAT | 20-May-20 |
| 104 | Balurghat DH | Dakshin Dinajpur | State Govt | 12,623 | TRUENAT | 22-May-20 |
| 105 | Serampore DH | Hooghly | State Govt | 1,222 | TRUENAT | 25-May-20 |
| 106 | Uluberia SSH | Howrah | State Govt | 1,994 | TRUENAT | 27-May-20 |
| 107 | Jangipur SDH | Murshidabad | State Govt | 1,685 | TRUENAT | 27-May-20 |
| 108 | Egra SDH | Purba Midnapur | State Govt | 831 | TRUENAT | 27-May-20 |
| 109 | MR Bangur Hospital | South 24 Pargana | State Govt | 1,079 | TRUENAT | 28-May-20 |
| 110 | Chanchal SDH | Malda | State Govt | 560 | TRUENAT | 28-May-20 |

Note: Average tests per CBNAAT and TRUENAT machines are 32 per day and 16 per day respectively



Department of Health & Family Welfare Govt. of West Bengal

WEST BENGAL COVID-19 HEALTH BULLETIN – 6th MAR 2022

IX

DETAILS OF TESTING LABS

| S. No. | Name of Testing Lab | District | Authority | Samples Tested | Testing Method | Functional WEF |
|--------|--|-------------------|--------------|--------------------|----------------|----------------|
| 111 | Biswa Bangla Krirangan COVID Hospital | Jalpaiguri | State Govt | 2,46,251 | TRUENAT | 31-May-20 |
| 112 | Parkview Super Speciality Hospital | North 24 Pargana | PVT | 811 | TRUENAT | 26-Aug-21 |
| 113 | Woodlands | Kolkata | PVT | 22,171 | CBNAAT | 11-Jun-20 |
| 114 | Alipurduar DH | Alipurduar | State Govt | 49,883 | TRUENAT | 16-Jun-20 |
| 115 | Basirhat DH | North 24 Pargana | State Govt | 512 | TRUENAT | 19-Jun-20 |
| 116 | Anandaloke Sonoscan, Siliguri | Darjeeling | PVT | 34,796 | TRUENAT | 27-Jun-20 |
| 117 | Gangarampur SDH | Dakshin Dinajpur | State Govt | 1,832 | CBNAAT | 16-Jul-20 |
| 118 | Contai SDH | Purba Midnapur | State Govt | 1,948 | TRUENAT | 20-Jul-20 |
| 119 | ILS hospital | Kolkata | PVT | 5,499 | TRUENAT | 25-Jul-20 |
| 120 | Uttar Latabari DH | Alipurduar | State Govt | 930 | TRUENAT | 04-Aug-20 |
| 121 | Nandigram SSH/DH | Purba Midnapur | State Govt | 827 | TRUENAT | 04-Aug-20 |
| 122 | Panskura Hospital | Purba Midnapur | State Govt | 436 | TRUENAT | 06-Aug-20 |
| 123 | Chittaranjan Seva Sadan Hospital | Kolkata | State Govt | 1,891 | TRUENAT | 10-Aug-20 |
| 124 | Dr. PK Saha Hospital, Coochbihar | Cooch Bihar | PVT | 11,213 | TRUENAT | 11-Aug-20 |
| 125 | Salt Lake SDH | North 24 Pargana | State Govt | 881 | TRUENAT | 13-Aug-20 |
| 126 | Charnock Hospital | Kolkata | PVT | 15,918 | TRUENAT | 14-Aug-20 |
| 127 | Gabberia SGH | Howrah | State Govt | 1,503 | TRUENAT | 15-Aug-20 |
| 128 | Spandan Disgnostic Center | Paschim Midnapore | PVT | 15,995 | TRUENAT | 16-Aug-20 |
| 129 | Kakdwip SSH | South 24 Pargana | State Govt | 277 | TRUENAT | 17-Aug-20 |
| 130 | Mal SSH | Jalpaiguri | State Govt | 199 | TRUENAT | 18-Aug-20 |
| 131 | Howrah DH | Howrah | State Govt | 187 | TRUENAT | 21-Aug-20 |
| 132 | Spandan Hospital, Kolkata | North 24 Pargana | PVT | 7,112 | TRUENAT | 01-Sep-20 |
| 133 | Sagardighi SSH | Murshidabad | State Govt | 683 | TRUENAT | 02-Sep-20 |
| 134 | Domkal SSH | Murshidabad | State Govt | 164 | TRUENAT | 06-Sep-20 |
| 135 | Udaynarayanpur SGH Howrah | Howrah | State Govt | 53 | TRUENAT | 07-Sep-20 |
| 136 | GD Hospital & Diabetes Institute, Howrah | Kolkata | PVT | 4,317 | CBNAAT | 08-Sep-20 |
| 137 | Nightingale Diagnostic & Medicare Centre | Kolkata | PVT | 23,321 | TRUENAT | 12-Sep-20 |
| 138 | Bhagirathi Neotia Woman * Child Care Centre | North 24 Pargana | PVT | 1,950 | CBNAAT | 16-Sep-20 |
| 139 | Krishnanagar DTC | Nadia | State Govt | 172 | TRUENAT | 29-Sep-20 |
| 140 | Mission Hospital, Durgapur | Paschim Burdwan | PVT | 36,163 | TRUENAT | 29-Sep-20 |
| 141 | Medinova, Kolkata | Kolkata | PVT | 8,153 | TRUENAT | 01-Oct-20 |
| 142 | MSS Bansal Medical, Kolkata | Kolkata | PVT | 22,158 | TRUENAT | 02-Oct-20 |
| 143 | TLJ, SGH, Howrah | Howrah | PVT | 467 | TRUENAT | 02-Oct-20 |
| 144 | Narayan Memorial Hospital, Kolkata | Kolkata | PVT | 1,719 | TRUENAT | 02-Oct-20 |
| 145 | Kalimpong DH | Kalimpong | State Govt | 2,678 | TRUENAT | 06-Oct-20 |
| 146 | Mirik BPHC, Darjeeling | Darjeeling | State Govt | 136 | TRUENAT | 09-Oct-20 |
| 147 | Barjore SSH, Bankura | Bankura | State Govt | 450 | TRUENAT | 11-Oct-20 |
| 148 | Darjeeling DH | Darjeeling | State Govt | 568 | TRUENAT | 11-Oct-20 |
| 149 | Metropolis Kolkata | Kolkata | PVT | 1,45,942 | TRUENAT | 14-Oct-20 |
| 150 | Laboratory Services, Healthworld Hospitals, Durgapur | Paschim Burdwan | PVT | 16,644 | TRUENAT | 04-Dec-20 |
| 151 | Neotia Getwel Healthcare Centre, Siliguri | Darjeeling | PVT | 6,288 | CBNAAT | 09-Jan-21 |
| 152 | Arogya Niketan Nursing Home | Darjeeling | PVT | 7,284 | TRUENAT | 16-Jan-21 |
| 153 | Ruby General Hospital | Kolkata | PVT | 7,806 | CBNAAT | 20-Jan-21 |
| 154 | Cliniperfect Polyclinic and Diagnostics | North 24 Pargana | PVT | 2,537 | TRUENAT | 23-Feb-21 |
| 155 | 10 Air Force Hospital, Hasimara | Alipurduar | Central Govt | 1,171 | TRUENAT | 23-Apr-21 |
| 156 | 4 Air Force Hospital, Midnapore | Paschim Midnapore | Central Govt | 2,412 | TRUENAT | 23-Apr-21 |
| 157 | 164 Military Hospital, Binnaguri | Jalpaiguri | Central Govt | 2,375 | TRUENAT | 23-Apr-21 |
| 158 | Central Hospital, SE Railway, Kolkata | Kolkata | Central Govt | 3,083 | CBNAAT | 23-Apr-21 |
| 159 | Zenith super speciality hospital | Kolkata | PVT | 10,224 | TRUENAT | 23-Apr-21 |
| 160 | Alipurduar Railway Hospital | Alipurduar | Central Govt | 3,935 | TRUENAT | 23-Apr-21 |
| 161 | Sonoscan Healthcare Pvt Ltd | Malda | PVT | 2,112 | TRUENAT | 27-July-21 |
| 162 | Medica North Bengal Clinic | Darjeeling | PVT | 3,715 | TRUENAT | 22-Sep-21 |
| 163 | Molecular Lab Rahul Diagnostic Centre | North 24 Pargana | PVT | 24 | TRUENAT | 27-Jan-22 |
| 164 | <i>Antigen Test done within the State</i> | | State Govt | 1,11,94,517 | - | - |
| 165 | <i>Samples Tested in Labs Outside the State</i> | | PVT | 9,21,311 | RT-PCR | - |
| 166 | | | | 2,43,52,392 | - | - |

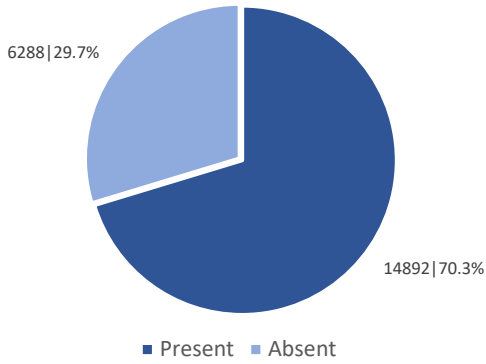
Note: Average tests per CBNAAT and TRUENAT machines are 32 per day and 16 per day respectively



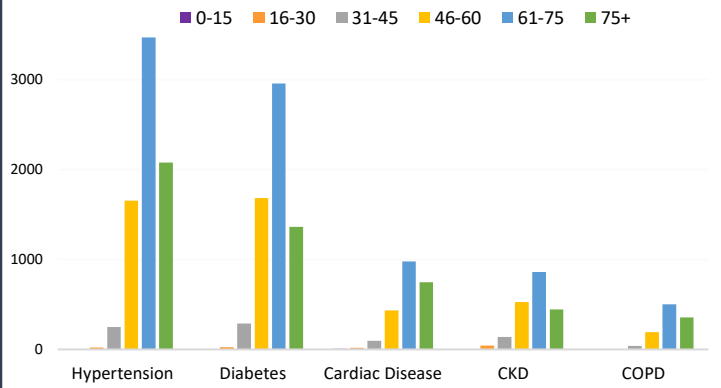
WEST BENGAL COVID-19 HEALTH BULLETIN – 6th MAR 2022

X

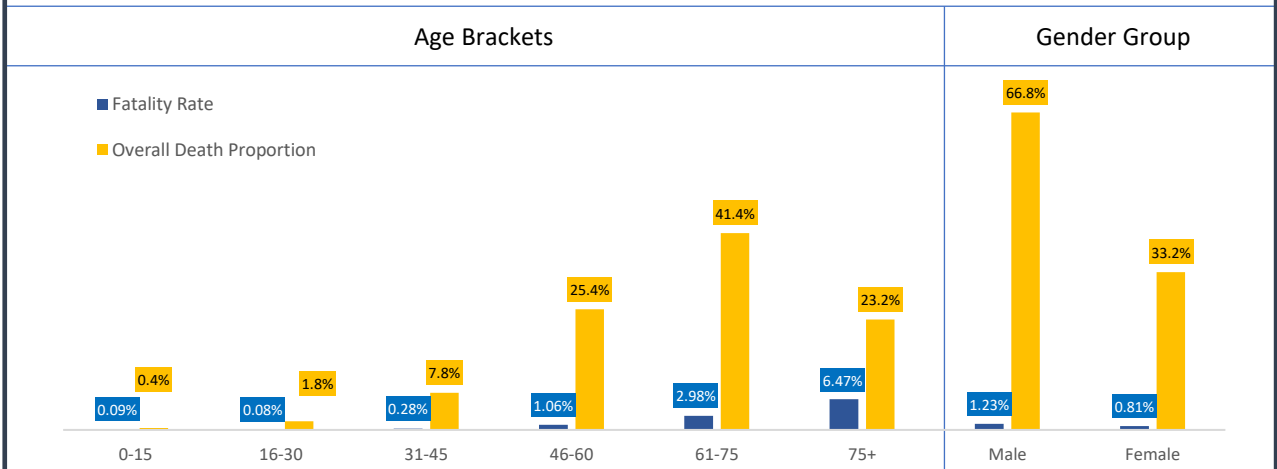
Comorbidity Status in Deceased Cases (n=21,180)



Age Group Wise Comorbidities Among Deceased

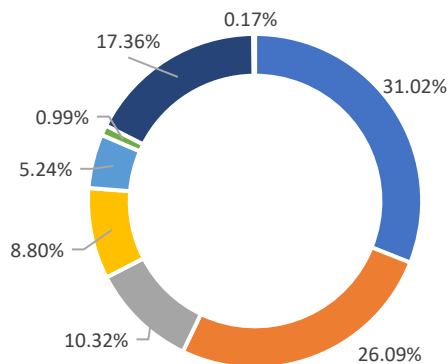


Fatality Rate & Death Proportion in Respective Age Brackets & Gender Groups

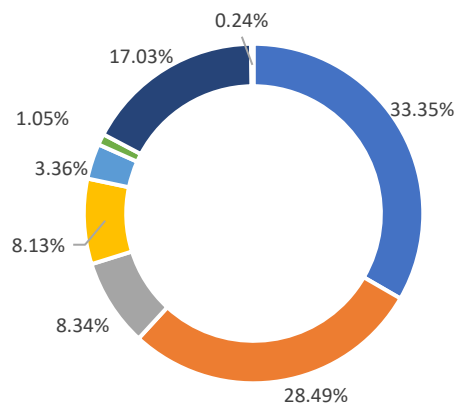


*The blue data label shows the fatality rate in respective age/gender group i.e. no. of deaths as a proportion of total infections in respective age/gender group
**The orange data label shows the proportion of total deaths in respective age/gender group

Share of Comorbidities in Male



Share of Comorbidities in Female



FATALITY ANALYSIS



Department of Health & Family Welfare Govt. of West Bengal

WEST BENGAL COVID-19 HEALTH BULLETIN – 6th MAR 2022

XI

EQUIPMENT AND CONSUMABLE SUPPLY

| S. No | Consumable | Ordered by State Govt. | Received Yesterday | Total Received by State Govt. | Order Pending |
|-------|---------------------------|------------------------|--------------------|-------------------------------|---------------|
| 1 | PPEs | 42.10 L | 2,000 | 35.59 L | 6.51 L |
| 2 | N95/FFP2 Masks | 88.70 L | 10,000 | 82.39 L | 6.31 L |
| 3 | Regular Masks | 178.84 L | 20,000 | 171.70 L | 7.14 L |
| 4 | Hand Sanitizers (In Ltrs) | 7.86 L | 500 | 7.810 L | 0.050 L |
| 5 | Gloves | 163.00 L | 20,000 | 154.40 L | 8.60 L |
| 6 | Thermal Guns | 20,000 | NIL | 20,000 | NIL |

| S. No | Equipment | Number |
|-------|--|--------|
| 1 | Total Number of HFNO | 492 |
| 2 | Total Number of Oxygen Concentrators | 5,815 |
| 3 | Total Number of functional MGPS | 155 |
| 4 | Total Number of functional LMO Tanks | 19 |
| 5 | Total Number of functional PSA plants | 70 |
| 6 | Total Number of Ventilators in COVID Hospitals | 1,298 |

XII

DEDICATED COVID-19 HELPLINE (24 X 7)

- Dedicated COVID-19 Helpline : **1800 313 444 222**
- Direct Telemedicine Line : **033 23576001**
- Ambulance Service : **033 40902929**
- COVID Telemedicine App "[Covid Telemedicine WB](#)" on Google Play Store
 - These services include allocation of beds in Govt. hospitals and Safe Homes
 - Telemedicine for citizens at large and those in home isolation
 - Ambulance service includes guidance and provision of Govt. ambulance
- Tele-Psychological counselling services have started since August 1st, 2020.

| General Queries | | | |
|--------------------------------|---|--|-----------|
| 1 | A | Total Queries addressed in last 24 hours | 410 |
| | B | Total Queries addressed till 5 th Mar | 25,57,814 |
| Telemedicine | | | |
| 2 | A | Total consultations given in last 24 hours | 89 |
| | B | Total consultations given till 5 th Mar | 10,89,691 |
| Ambulance Services | | | |
| 3 | A | Ambulances assigned in last 24 hours | 12 |
| | B | Total calls received in last 24 hours | 12 |
| Tele-Psychological Counselling | | | |
| 4 | A | Counselling given in last 24 hours | 12 |
| | B | Counselling given till 5 th Mar | 4,90,303 |

State Government Interventions :

- Status of availability of beds for Covid positive patients in government and private hospitals along with information on other related services are available at <https://iCMS.wb.gov.in>
- Safe Homes : An initiative by the Government of West Bengal for care and treatment of asymptomatic/mild symptomatic COVID patients for whom home isolation is not possible /advisable
- As per State Government advisory Satellite Health Facilities are being developed by private hospitals in close vicinity of their hospitals as separate health facility for treatment of asymptomatic/mild symptomatic COVID patients. This intervention is expected to free beds in the hospitals for serious patients.

All the guidelines and orders relating to Covid-19 are posted on www.wbhealth.gov.in

You can follow us on :

Facebook at: <https://www.facebook.com/wbdhfw/>

Twitter at: <https://twitter.com/wbdhfw>