



Department of Health & Family Welfare Govt. of West Bengal

WEST BENGAL COVID-19 HEALTH BULLETIN – 5th SEPTEMBER 2020

Active COVID-19 Cases as on 5th September: 23,390

COVID 19 STATUS

S. No	Subject	Number
1	Total COVID-19 Cases till 4 th September	1,74,659
2	New COVID-19 Cases on 5 th September	3,042
3	Total COVID-19 Cases till 5th September (1+2)	1,77,701
4	Total Discharged	1,50,801 (+3,248)
5	Total Deaths as on 5 th September*	3,510 (+58)
6	Active COVID-19 Cases as on 5th September	23,390 (-264)
7	Discharge Rate (4/3)	84.86%

Note: All figures updated till 9AM, 5th September

#Daily increase/decrease with respect to previous day is shown as (+/-)

*Complete analysis can be referred from **Section X**, (Page no. 5)

TESTING SNAPSHOT

S. No	Subject	Number
1	Samples Tested till 4 th September	20,66,404
2	Samples Tested on 5 th September	45,781
3	Total Number of Samples Tested till 5th September (1+2)	21,12,185
4	Tests per Million population	23,469
5	% of Positive Cases out of Samples Tested	8.41%
6	Total Testing Laboratories*	71
7	Testing Laboratories added this week	1
8	Testing Laboratories pending approval	1

*Detailed breakup of these laboratories is given on **Page 4**

INFRASTRUCTURE DETAILS

S. No	Subject	Number
1	Total Number of Hospitals dedicated for treating COVID-19	91
2	Total Number of Govt. Hospitals dedicated for treating COVID-19	36
3	Total Number of Pvt. Hospitals requisitioned for treating COVID-19	55
4	Total Number of earmarked COVID-19 Beds	12,355
5	% Occupancy in COVID Beds	33.94%
6	Total ICU Beds in the COVID Hospitals	1,243
7	Total Number of Ventilators in the COVID Hospitals	790

IV

QUARANTINE DETAILS

Institutional Quarantine		
1	Total Govt. Quarantine Centres	582
2	Total number of people in Govt. Quarantine Centres	2,447
3	Total number of people released from Govt. Quarantine Centres	1,07,415
Home Quarantine		
1	Total Home Quarantined People	5,53,329
2	Total number of people currently in Home Quarantine	61,955
3	Total number of people released from Home Quarantine	4,91,374
Safe Homes		
1	Total Number of Safe Homes	200
2	Total Number of Beds in Safe Homes	11,507
3	Total Number of Patients in Safe Homes currently	1,613



Department of Health & Family Welfare Govt. of West Bengal

WEST BENGAL COVID-19 HEALTH BULLETIN – 5th SEPTEMBER 2020

V

DISTRICT SNAPSHOT#

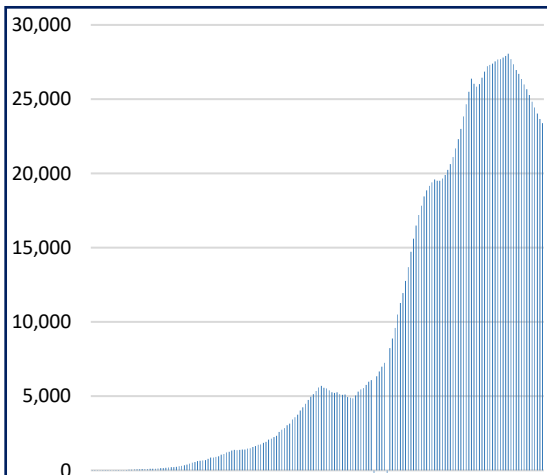
1	2	3	4	5	6 = 3-4-5	7
S. No	District	Total Cases	Total Discharged	Total Deaths	Total Active Cases	Last Reported Case
1	Alipurduar	2,664 ⁺⁹⁶	1,915 ⁺¹⁵⁸	19	730 ⁻⁶²	4- Sept
2	Coochbehar	3,634 ⁺⁹⁰	2,699 ⁺¹⁵⁷	12 ⁺²	923 ⁻⁶⁹	4- Sept
3	Darjeeling	5,475 ⁺⁹⁶	4,730 ⁺¹⁰⁰	78	667 ⁻⁴	4- Sept
4	Kalimpong	530 ⁺¹⁸	451 ⁺⁴	3	76 ⁺¹⁴	4- Sept
5	Jalpaiguri	4,115 ⁺⁷⁸	3,302 ⁺⁶⁰	36	777 ⁺¹⁸	4- Sept
6	Uttar Dinajpur	2,458 ⁺⁴⁵	2,165 ⁺³²	22	271 ⁺¹³	4- Sept
7	Dakshin Dinajpur	4,033 ⁺⁵²	3,642 ⁺⁵⁰	26	365 ⁺²	4- Sept
8	Malda	5,138 ⁺¹⁹	4,808 ⁺⁹⁹	39	291 ⁻⁸⁰	4- Sept
9	Murshidabad	3,695 ⁺⁴⁹	3,164 ⁺¹¹⁵	48 ⁺¹	483 ⁻⁶⁷	4- Sept
10	Nadia	4,362 ⁺¹¹²	3,486 ⁺¹⁴⁸	45	831 ⁻³⁶	4- Sept
11	Birbhum	2,333 ⁺⁴⁵	1,984 ⁺⁴⁵	18 ⁺¹	331 ⁻¹	4- Sept
12	Purulia	1,638 ⁺⁵⁸	1,204 ⁺⁵⁴	5 ⁺¹	429 ⁺³	4- Sept
13	Bankura	3,081 ⁺¹³³	2,375 ⁺⁶⁴	23 ⁺¹	683 ⁺⁶⁸	4- Sept
14	Jhargram	290 ⁺⁸	242 ⁺¹⁰	2	46 ⁻²	4- Sept
15	Paschim Medinipur	5,489 ⁺²³⁵	4,136 ⁺³⁵⁴	57 ⁺⁶	1,296 ⁻¹²⁵	4- Sept
16	Purba Medinipur	7,053 ⁺¹⁸⁰	5,746 ⁺¹⁹²	73 ⁺³	1,234 ⁻¹⁵	4- Sept
17	Purba Bardhaman	3,052 ⁺⁶³	2,582 ⁺⁴⁶	21 ⁺¹	449 ⁺¹⁶	4- Sept
18	Paschim Bardhaman	4,268 ⁺¹²³	3,375 ⁺⁸⁶	37	856 ⁺³⁷	4- Sept
19	Howrah	14,087 ⁺¹²²	12,644 ⁺¹⁶⁴	402 ⁺⁶	1,041 ⁻⁴⁸	4- Sept
20	Hooghly	8,359 ⁺⁹⁶	7,176 ⁺¹⁸⁹	145 ⁺¹	1,038 ⁻⁹⁴	4- Sept
21	North 24 Parganas	37,121 ⁺⁵⁵⁹	31,317 ⁺⁴⁷³	797 ⁺¹⁴	5,007 ⁺⁷²	4- Sept
22	South 24 Parganas	12,217 ⁺²¹⁷	10,583 ⁺¹⁷¹	231 ⁺³	1,403 ⁺⁴³	4- Sept
23	Kolkata	42,543 ⁺⁵⁴⁸	37,012 ⁺⁴⁷⁷	1,368 ⁺¹⁸	4,163 ⁺⁵³	4- Sept
24	Other State	66	63	3	0	6-June
TOTAL		1,77,701^{+3,042}	1,50,801^{+3,248}	3,510⁺⁵⁸	23,390⁻²⁶⁴	

#District Wise data is subject to verification and may change

#Daily increase/decrease with respect to previous day is in superscript as +/- (Eg: ⁺⁴)

VI

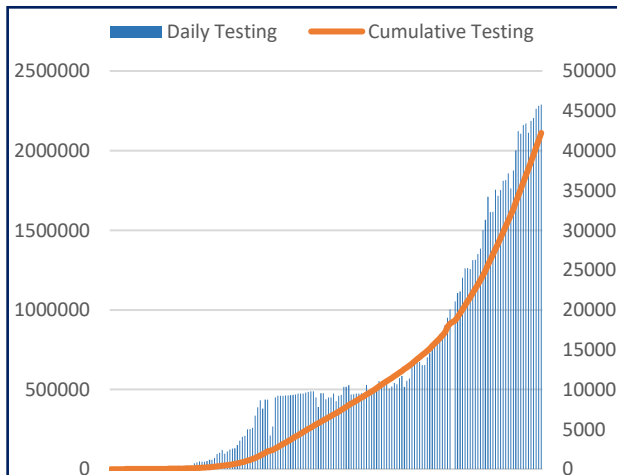
DAILY CUMULATIVE ACTIVE COVID-19 CASES



17th March to 5th Sep

VII

SAMPLES TESTED (Daily and Cumulative)



17th March to 5th Sep



Department of Health & Family Welfare Govt. of West Bengal

WEST BENGAL COVID-19 HEALTH BULLETIN – 5th SEPTEMBER 2020

VIII

UNIT WISE EQUIPMENT SUPPLY (CUMULATIVE)

S. No.	Unit Name	PPE	N95/FFP2	Regular Masks		Gloves	Sanitizer (In ltr.)
				Reusable Mask	Disposable Mask		
1	Alipurduar	13,800	17,250	13,400	78,400	49,700	3,742.0
2	Bankura	29,250	29,200	25,800	1,06,550	66,200	5,748.0
3	Birbhum	25,450	17,300	30,400	57,550	11,200	4,621.0
4	Bishnupur HD	10,350	20,900	49,100	89,250	76,700	4,861.0
5	Coochbehar	24,600	17,450	25,700	23,100	4,700	3,404.0
6	Dakshin Dinajpur	13,900	13,650	21,500	81,100	56,200	4,271.0
7	Darjeeling	28,250	28,650	22,900	24,200	6,700	4,098.0
8	Diamond Harbour HD	33,750	22,300	28,000	80,550	54,500	3,034.0
9	Hooghly	38,370	28,250	43,000	1,06,700	73,600	7,341.0
10	Howrah	78,950	46,000	56,780	1,30,050	1,49,200	5,731.0
11	Jalpaiguri	25,800	23,600	45,300	78,000	14,700	4,363.0
12	Jhargram	8,550	9,300	24,890	41,050	36,200	3,443.0
13	Kalimpong	13,150	14,800	19,000	47,550	8,200	3,070.5
14	Malda	19,600	17,200	26,000	63,100	70,700	6,151.0
15	Murshidabad	22,333	32,880	44,700	91,100	59,200	10,080.0
16	Nadia	45,070	21,240	36,800	96,550	90,700	4,531.0
17	North 24 Parganas	55,800	38,240	31,440	1,14,000	52,700	6,433.5
18	Basirhat HD	34,320	29,230	32,280	1,04,550	1,19,000	3,697.0
19	Paschim Bardhaman	24,650	22,400	17,580	63,500	80,900	1,407.0
20	Paschim Medinipur	25,950	30,300	36,590	1,04,550	1,02,700	5,835.0
21	Purba Bardhaman	37,650	31,200	23,800	90,050	92,200	6,843.0
22	Purba Medinipur	33,550	21,200	32,220	24,550	28,100	1,731.0
23	Nandigram HD	10,250	19,900	30,140	87,050	60,700	5,929.0
24	Purulia	33,950	21,600	48,700	1,00,550	87,200	6,171.0
25	Rampurhat HD	16,650	19,100	28,300	38,550	44,000	3,787.0
26	South 24 Parganas	32,450	21,100	29,900	63,250	50,400	1,941.0
27	Uttar Dinajpur	30,750	28,550	41,600	75,050	61,200	4,403.0
28	Bankura S MC&H	11,500	28,150	10,200	1,21,000	1,25,900	1,760.0
29	Coochbehar MC&H	10,800	10,400	14,600	38,000	51,000	2,192.0
30	NB MC&H	26,350	56,000	20,000	1,51,200	1,38,500	5,290.0
31	Diamond Harbour MC&H	12,300	13,200	10,100	98,500	1,05,500	2,398.0
32	Malda MC&H	13,800	42,100	13,100	1,39,500	1,45,500	3,818.0
33	Murshidabad MC&H	24,630	40,950	14,600	82,500	1,14,000	1,940.0
34	Bardhaman MC&H	17,400	24,100	17,500	1,17,500	1,25,500	2,698.0
35	Medinipur MC&H	30,300	37,700	27,100	1,67,500	1,22,500	7,198.0
36	Purulia MC&H	11,300	15,200	51,600	73,500	86,000	3,398.0
37	Rampurhat MC&H	16,400	14,400	17,600	29,000	40,500	7,398.0
38	Raiganj MC&H	10,600	9,900	13,100	31,000	40,500	1,690.0
39	JNM MC&H	17,400	20,000	24,000	45,000	27,500	2,172.0
40	Sagar Dutta MC&H	30,020	43,830	17,600	96,050	1,20,000	4,778.0
41	ID & BG Hospital	33,050	43,800	20,600	73,100	53,500	2,671.0
42	RG Kar MCH	29,850	50,000	15,800	2,00,550	2,10,700	5,007.0
43	NRS MCH	41,250	47,500	30,300	1,16,550	1,04,200	3,140.0
44	IPGMER & SSKMH	73,900	73,590	55,100	3,07,550	2,86,500	8,767.0
45	Medical College, Kolkata	95,450	86,000	18,800	1,94,050	2,45,500	5,412.0
46	CNMCH	40,850	41,300	23,150	1,16,500	47,500	3,372.0
47	Other Govt Dept/Institutions	3,06,476	2,69,025	1,88,558	7,15,826	6,35,402	38,938.3
48	Stock in hand-In Transit	6,25,493	3,53,105	6,71,131	2,53,382	4,508	27,585.9
TOTAL		22,46,262	19,63,040	21,40,359	52,28,208	44,38,210	2,68,290.2

**In addition to State supply, local procurement is also done.*



Department of Health & Family Welfare Govt. of West Bengal

WEST BENGAL COVID-19 HEALTH BULLETIN – 5th SEPTEMBER 2020

IX

DETAILS OF TESTING LABS

S. No.	Name of Testing Lab	Samples Tested	Method of Testing	Functional WEF
1	NICED	1,09,850	RT-PCR	Since Beginning
2	SSKM	1,16,446	RT-PCR	17-Mar
3	Medinipur MCH	98,434	RT-PCR	24-Mar
4	North Bengal MCH	1,28,392	RT-PCR	29-Mar
5	School of Tropical Medicine	72,430	RT-PCR	01-Apr
6	Apollo Hospital	14,092	RT-PCR	06-Apr
7	Tata Medical Centre	10,413	RT-PCR	06-Apr
8	Malda MCH	79,805	RT-PCR	08-Apr
9	Dr. Lal Pathlab	96,169	RT-PCR	17-Apr
10	Command Hospital	11,403	RT-PCR	17-Apr
11	CNCI	8,726	RT-PCR	22-Apr
12	RG Kar MCH	96,785	RT-PCR	24-Apr
13	SURAKSHA	56,265	RT-PCR	24-Apr
14	Murshidabad MCH	67,838	RT-PCR	26-Apr
15	Peerless	18,573	RT-PCR	30-Apr
16	Burdwan MCH	61,135	RT-PCR	06-May
17	MCH Kolkata	34,668	RT-PCR	08-May
18	NRS MCH	38,908	RT-PCR	12-May
19	Sanaka Hospitals	46,340	RT-PCR	12-May
20	Medica Hospital	48,138	RT-PCR	15-May
21	Bankura MCH	51,233	RT-PCR	22-May
22	Suri DH	38,324	RT-PCR	22-May
23	Coochbehar GMCH	18,201	RT-PCR	06-Jun
24	COMJNM Kalyani	39,834	RT-PCR	10-Jun
25	Desun Hospital	1,663	RT-PCR	17-Jun
26	RN Tagore Hospital	6,014	RT-PCR	24-Jun
27	Raigunj MCH	22,614	RT-PCR	26-Jun
28	Jagannath Gupta Institute of Medical Sciences	1,243	RT-PCR	06-Jul
29	ESI-Postgraduate Institute of Medical Science and Research	2,215	RT-PCR	16-Jul
30	Remedy Lifecare, Kolkata	2,009	RT-PCR	21-Jul
31	AMRI Dhakuria	11,809	RT-PCR	19-May
32	Rampurhat MCH	21,973	RT-PCR	19-May
33	CNMCH	12,158	RT-PCR	20-May
34	DH GMCH	19,814	RT-PCR	20-May
35	COMSDH	11,997	RT-PCR	27-May
36	Purulia Govt. MCH	18,381	RT-PCR	03-Jun
37	SRL Lab	7,421	RT-PCR	18-Jun
38	Probe diagnostics	348	RT-PCR	14-Aug
39	AMRI Salt Lake	4,969	CBNAAT	01-May
40	CMRI	3,850	CBNAAT	13-May
41	Asansol DH	1,305	TRUENAT	19-May
42	Jhargram DH	1,072	TRUENAT	19-May
43	Falakata SSH	2,187	TRUENAT	20-May
44	Balurghat DH	1,701	TRUENAT	22-May
45	Serampore DH	1,031	TRUENAT	25-May
46	Uluberia SSH	1,126	TRUENAT	27-May
47	Jangipur SDH	838	TRUENAT	27-May
48	Egra SDH	331	TRUENAT	27-May
49	MR Bangur Hospital	326	TRUENAT	28-May
50	Chanchal SDH	365	TRUENAT	28-May
51	Biswa Bangla Krirangan COVID Hospital	25,329	TRUENAT	31-May
52	Woodlands	1,779	CBNAAT	11-Jun
53	Alipurduar DH	1,345	TRUENAT	16-Jun
54	Basirhat DH	248	TRUENAT	19-Jun
55	Anandaloke Sonoscan, Siliguri	723	TRUENAT	27-Jun
56	Gangarampur SDH	518	CBNAAT	16-Jul
57	Contai SDH	286	TRUENAT	20-Jul
58	ILS hospital	490	TRUENAT	25-Jul
59	Uttar Latabari DH	72	TRUENAT	04-Aug
60	Nandigram SSH/DH	109	TRUENAT	04-Aug
61	Panskura Hospital	32	TRUENAT	06-Aug
62	Chittaranjan Seva Sadan Hospital	69	TRUENAT	10-Aug
63	Dr. PK Saha Hospital, Coochbihar	307	TRUENAT	11-Aug
64	Salt Lake SDH	77	TRUENAT	13-Aug
65	Charnock Hospital	213	TRUENAT	14-Aug
66	Gabberia SGH	24	TRUENAT	15-Aug
67	Spandan Disgnostic Center	535	TRUENAT	16-Aug
68	Kakdwip SSH	39	TRUENAT	17-Aug
69	Mal SSH	29	TRUENAT	18-Aug
70	Howrah DH	30	TRUENAT	21-Aug
71	Sagardighi SSH	1	TRUENAT	2-Sept
72	Antigen Test done within the State	5,18,439	-	-
73	Samples Tested in Labs Outside the State	40,329	RT-PCR	-
TOTAL		21,12,185		

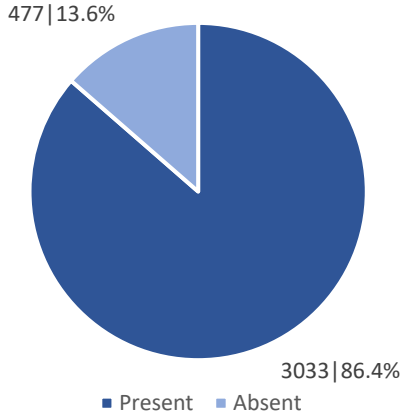
Note: Average tests per CBNAAT and TRUENAT machines are 32 per day and 16 per day respectively



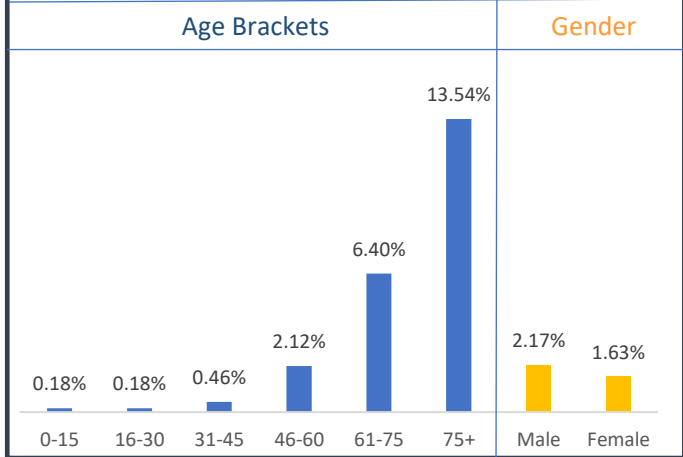
WEST BENGAL COVID-19 HEALTH BULLETIN – 5th SEPTEMBER 2020

X

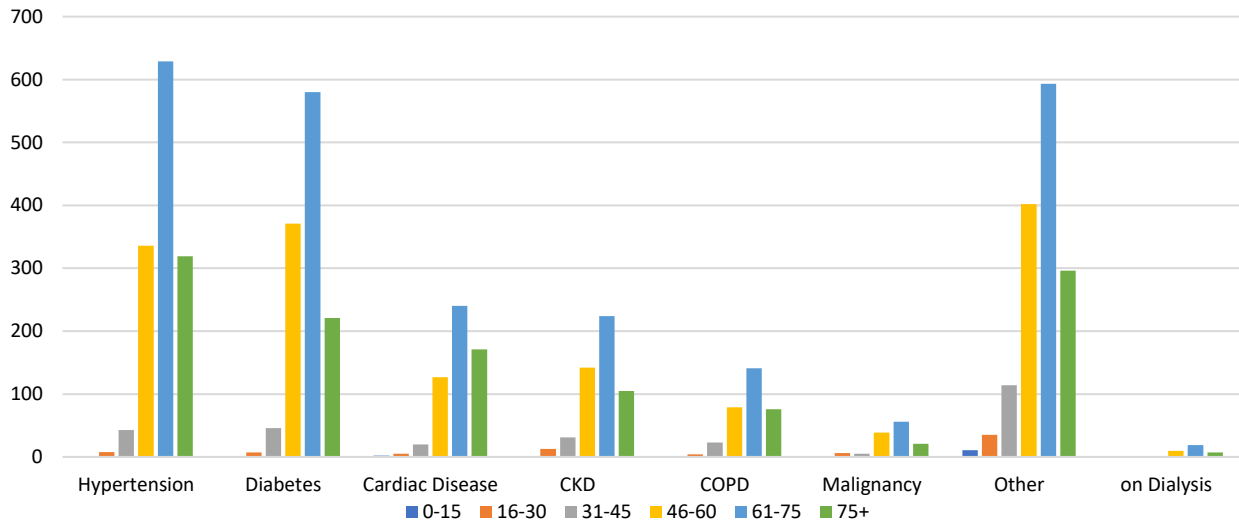
Comorbidity Status in Deceased Cases (n=3,510)



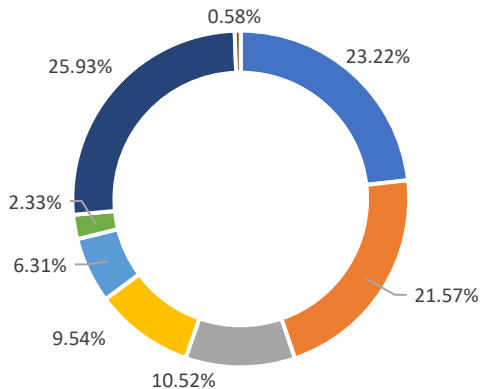
Fatality Rate in Respective Age Brackets & Gender Group



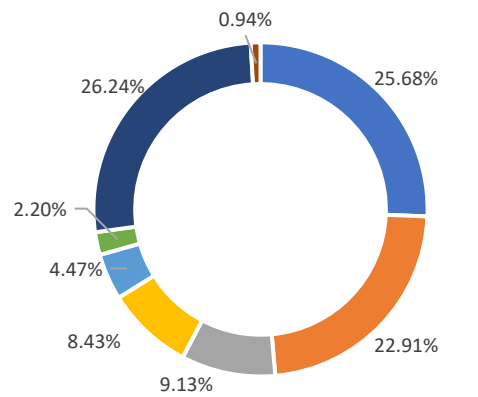
Age Group Wise Comorbidities Among Deceased



Share of Comorbidities in Male



Share of Comorbidities in Female



FATALITY ANALYSIS

■ Hypertension ■ Diabetes ■ Cardiac Disease ■ CKD ■ COPD ■ Malignancy ■ Other ■ on Dialysis



Department of Health & Family Welfare Govt. of West Bengal

WEST BENGAL COVID-19 HEALTH BULLETIN – 5th SEPTEMBER 2020

XI

EQUIPMENT SUPPLY

S. No	Equipment	Ordered by State Govt.	Received Yesterday	Total Received by State Govt.	Order Pending
1	PPEs	29.10 L	7,000	21.75 L	7.35 L
2	N95/FFP2 Masks	37.50 L	25,000	18.67 L	18.83 L
3	Regular Masks	59.50 L	20,000	53.41 L	6.09 L
4	Hand Sanitizers (In Ltrs.)	2.51 L	500	2,50,500	500
5	Gloves	44.50 L	20,000	41.25 L	3.25 L
6	Thermal Guns	20,000	NIL	20,000	NIL

XII

DEDICATED COVID-19 HELPLINE (24 X 7)

1. Dedicated COVID-19 Helpline : **1800 313 444 222**
2. Direct Telemedicine Line : **033 23576001**
3. Ambulance Service : **033 40902929**
4. COVID Telemedicine App "[Covid Telemedicine WB](#)" on Google Play Store
 - These services include allocation of beds in Govt. hospitals and Safe Homes
 - Telemedicine for citizens at large and those in home isolation
 - Ambulance service includes guidance and provision of Govt. ambulance
5. Tele-Psychological counselling services have started since August 1st, 2020.

General Queries			
1	A	Total Queries addressed in last 24 hours	3,909
	B	Total Queries addressed till 4 th September	11,58,796
Telemedicine			
2	A	Total consultations given in last 24 hours	4,221
	B	Total consultations given till 4 th September	1,66,433
Ambulance Services			
3	A	Ambulances assigned in last 24 hours	480
	B	Total calls received in last 24 hours	494
Tele-Psychological Counselling			
4	A	Counselling given in last 24 hours	1,371
	B	Counselling given till 4 th September	49,667

State Government Interventions :

- Status of availability of beds for COVID positive patients in government and private hospitals is available at Health & FW Department's website: www.wbhealth.gov.in
- Safe Homes : An initiative by the Government of West Bengal for care and treatment of asymptomatic/mild symptomatic COVID patients for whom home isolation is not possible /advisable
- As per State Government advisory Satellite Health Facilities are being developed by private hospitals in close vicinity of their hospitals as separate health facility for treatment of asymptomatic/mild symptomatic COVID patients. This intervention is expected to free beds in the hospitals for serious patients.

All the guidelines and orders relating to Covid-19 are posted on www.wbhealth.gov.in

You can follow us on :

Facebook at: <https://www.facebook.com/wbdhfw/>

Twitter at: <https://twitter.com/wbdhfw>