



Department of Health & Family Welfare Govt. of West Bengal

WEST BENGAL COVID-19 HEALTH BULLETIN – 5th FEB 2022

S. No	Subject	Number
1	New COVID-19 Cases on 5 th Feb	1,345
2	Total COVID-19 Cases till 5th Feb	20,05,037
3	Total Discharged	19,64,972 (+2,251)
4	Total Deaths as on 5 th Feb*	20,789 (+31)
5	Active COVID-19 Cases as on 5th Feb	19,276 (-937)
6	Discharge Rate (3/2)	98.00%
7	Fatality Rate (4/2)	1.04%

Note: All figures updated till 9AM, 5th Feb

#Daily increase/decrease with respect to previous day is shown as (+/-)

*Complete analysis can be referred from **Section X**, (Page no. 5)

S. No	Subject	Number
1	Samples Tested on 5 th Feb	36,772
2	Total Number of Samples Tested till 5th Feb	2,34,61,069
3	Positivity Rate as on 5th Feb	3.66%
4	Tests per Million population	2,60,679
5	Total Testing Laboratories*	161
6	RT-PCR/Antigen Test Ratio	47:53

*Detailed breakup of these laboratories is given on **Page 3 and Page 4**

S. No	Subject	Number
1	Total Number of Hospitals dedicated for treating COVID-19	203
2	Total Number of Govt. Hospitals dedicated for treating COVID-19	196
3	Total Number of Pvt. Hospitals requisitioned for treating COVID-19	7
4	Total Number of earmarked COVID-19 Beds	23,947
5	% Occupancy in COVID Beds	2.44%
6	Total ICU/HDU Beds in the COVID Hospitals	4,139
7	Total Number of Safe Homes	200
8	Total Number of Beds in Safe Homes	11,507

S. No	Subject	Number
1	Total number of people currently in Home Isolation	17,828
2	Total Number of Patients in Hospitals	1,281
3	Total Number of Patients in Safe Homes	167

S. No	Subject	Number
1	Total Number of people vaccinated on 5 th Feb	2,70,612
2	First Dose on 5 th Feb	20,923
3	Second Dose on 5 th Feb	2,17,039
4	Precaution Dose on 5 th Feb	32,650
5	Cumulative Vaccination till 5 th Feb	12,22,40,248
6	Cumulative Vaccination First Dose	6,91,80,703
7	Cumulative Vaccination Second Dose	5,19,68,633
8	Cumulative Precaution Dose	10,90,912
9	Number of CVC (Common Vaccination Centres)	4,848
10	Cumulative AEFI cases reported	6,821
11	Vaccine wastage	-7%



Department of Health & Family Welfare Govt. of West Bengal

WEST BENGAL COVID-19 HEALTH BULLETIN – 5th FEB 2022

VI

DISTRICT COVID-19 STATUS#

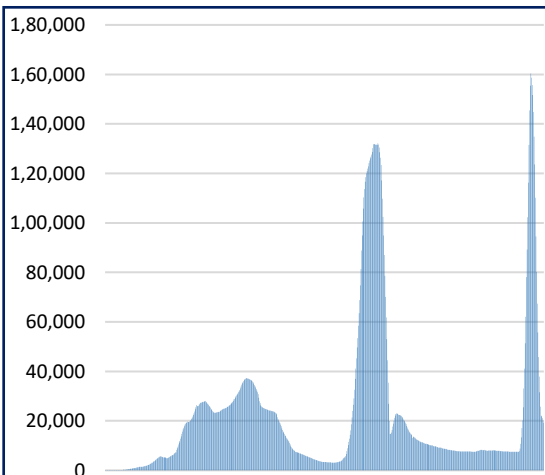
1	2	3	4	5	6 = 3-4-5	7
S. No	District	Total Cases	Total Discharged	Total Deaths	Total Active Cases	Last Reported Case
1	Alipurduar	18,498 ⁺⁶⁰	17,943 ⁺⁴⁹	107	448 ⁺¹¹	4-Feb-22
2	Coochbehar	33,692 ⁺⁴⁵	33,017 ⁺⁶⁶	103 ⁺¹	572 ⁻²²	4-Feb-22
3	Darjeeling	68,538 ⁺⁹¹	66,946 ⁺¹¹⁶	581 ⁺⁵	1,011 ⁻³⁰	4-Feb-22
4	Kalimpong	8,411 ⁺²²	8,163 ⁺²¹	57	191 ⁺¹	4-Feb-22
5	Jalpaiguri	49,079 ⁺⁹⁸	47,699 ⁺⁸³	624 ⁺³	756 ⁺¹²	4-Feb-22
6	Uttar Dinajpur	24,934 ⁺²²	24,354 ⁺³⁷	259	321 ⁻¹⁵	4-Feb-22
7	Dakshin Dinajpur	22,809 ⁺⁴⁰	22,213 ⁺⁴⁶	186 ⁺¹	410 ⁻⁷	4-Feb-22
8	Malda	44,098 ⁺³¹	43,190 ⁺⁸⁶	195	713 ⁻⁵⁵	4-Feb-22
9	Murshidabad	41,401 ⁺²³	40,589 ⁺⁵⁶	347 ⁺²	465 ⁻³⁵	4-Feb-22
10	Nadia	86,990 ⁺⁷⁰	85,130 ⁺¹⁰⁸	929	931 ⁻³⁸	4-Feb-22
11	Birbhum	57,326 ⁺⁵⁹	56,063 ⁺¹⁰⁸	342 ⁺¹	921 ⁻⁵⁰	4-Feb-22
12	Purulia	24,081 ⁺⁴³	23,674 ⁺³¹	120	287 ⁺¹²	4-Feb-22
13	Bankura	43,520 ⁺⁴⁴	42,656 ⁺⁶⁸	279	585 ⁻²⁴	4-Feb-22
14	Jhargram	15,445 ⁺¹⁴	15,201 ⁺²⁵	30	214 ⁻¹¹	4-Feb-22
15	Paschim Medinipur	62,194 ⁺⁵⁴	61,086 ⁺⁶⁷	522 ⁺¹	586 ⁻¹⁴	4-Feb-22
16	Purba Medinipur	67,644 ⁺²³	66,865 ⁺⁴¹	426	353 ⁻¹⁸	4-Feb-22
17	Purba Bardhaman	55,124 ⁺⁴⁰	54,191 ⁺⁸³	232	701 ⁻⁴³	4-Feb-22
18	Paschim Bardhaman	75,293 ⁺⁴⁴	74,211 ⁺⁸⁰	398	684 ⁻³⁶	4-Feb-22
19	Howrah	1,24,651 ⁺⁴⁵	1,22,223 ⁺⁹⁴	1,634	794 ⁻⁴⁹	4-Feb-22
20	Hooghly	1,07,526 ⁺⁴²	1,05,535 ⁺¹⁰⁵	1,110 ⁺³	881 ⁻⁶⁶	4-Feb-22
21	North 24 Parganas	4,01,454 ⁺²²³	3,93,259 ⁺³⁴⁰	5,262 ⁺⁴	2,933 ⁻¹²¹	4-Feb-22
22	South 24 Parganas	1,26,688 ⁺⁵³	1,23,989 ⁺¹⁴⁶	1,483 ⁺²	1,216 ⁻⁹⁵	4-Feb-22
23	Kolkata	4,45,575 ⁺¹⁵⁹	4,36,712 ⁺³⁹⁵	5,560 ⁺⁸	3,303 ⁻²⁴⁴	4-Feb-22
24	Other State	66	63	3	0	6-Jun-20
TOTAL		20,05,037^{+1,345}	19,64,972^{+2,251}	20,789⁺³¹	19,276⁻⁹³⁷	

#District Wise data is subject to verification and may change

#Daily increase/decrease with respect to previous day is in superscript as +/- (Eg: +4)

VII

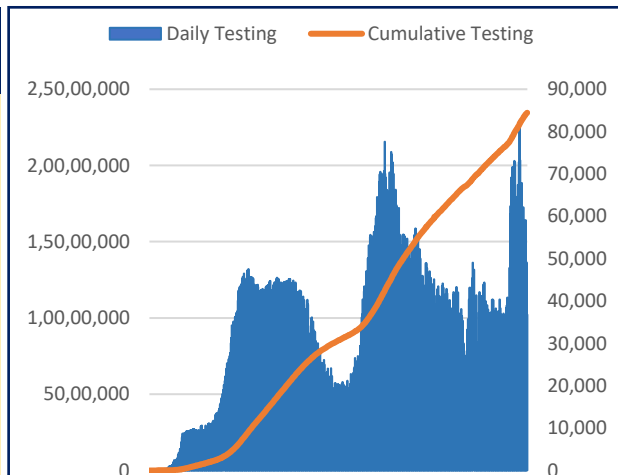
DAILY CUMULATIVE ACTIVE COVID-19 CASES



17th March 2020 to 5th Feb 2022

VIII

SAMPLES TESTED (Daily and Cumulative)



17th March 2020 to 5th Feb 2022



Department of Health & Family Welfare Govt. of West Bengal

WEST BENGAL COVID-19 HEALTH BULLETIN – 5th FEB 2022

IX

DETAILS OF TESTING LABS

S. No.	Name of Testing Lab	District	Authority	Samples Tested	Testing Method	Functional WEF
1	NICED	Kolkata	Central Govt	3,61,213	RT-PCR	Since Beginning
2	SSKM	Kolkata	State Govt	6,03,234	RT-PCR	17-Mar-20
3	Medinipur MCH	Paschim Midnapore	State Govt	2,76,991	RT-PCR	24-Mar-20
4	North Bengal MCH	Darjeeling	State Govt	6,20,256	RT-PCR	29-Mar-20
5	School of Tropical Medicine	Kolkata	State Govt	3,92,758	RT-PCR	01-Apr-20
6	Apollo Hospital	North 24 Pargana	PVT	1,17,813	RT-PCR	06-Apr-20
7	Tata Medical Centre	North 24 Pargana	PVT	37,911	RT-PCR	06-Apr-20
8	Malda MCH	Malda	State Govt	5,05,290	RT-PCR	08-Apr-20
9	Dr. Lal Pathlab	North 24 Pargana	PVT	5,47,818	RT-PCR	17-Apr-20
10	Command Hospital	Kolkata	Central Govt	65,611	RT-PCR	17-Apr-20
11	CNCI	Kolkata	Central Govt	50,400	RT-PCR	22-Apr-20
12	RG Kar MCH	Kolkata	State Govt	4,01,718	RT-PCR	24-Apr-20
13	SURAKSHA	North 24 Pargana	PVT	3,55,405	RT-PCR	24-Apr-20
14	Murshidabad MCH	Murshidabad	State Govt	3,93,667	RT-PCR	26-Apr-20
15	Peerless	Kolkata	PVT	1,23,092	RT-PCR	30-Apr-20
16	Burdwan MCH	Burdwan	State Govt	3,89,733	RT-PCR	06-May-20
17	MCH Kolkata	Kolkata	State Govt	1,97,276	RT-PCR	08-May-20
18	NRS MCH	Kolkata	State Govt	2,24,542	RT-PCR	12-May-20
19	Sanaka Hospitals	Paschim Burdwan	PVT	1,49,356	RT-PCR	12-May-20
20	Medica Hospital	Kolkata	PVT	2,10,110	RT-PCR	15-May-20
21	Bankura MCH	Bankura	State Govt	3,76,705	RT-PCR	22-May-20
22	Suri DH	Birbhum	State Govt	2,75,377	RT-PCR	22-May-20
23	Coochbehar GMCH	Cooch Bihar	State Govt	3,74,628	RT-PCR	06-Jun-20
24	COMJNM Kalyani	Nadia	State Govt	3,11,998	RT-PCR	10-Jun-20
25	Desun Hospital	Kolkata	PVT	18,141	RT-PCR	17-Jun-20
26	RN Tagore Hospital	Kolkata	PVT	1,01,470	RT-PCR	24-Jun-20
27	Raigunj MCH	Uttar Dinajpur	State Govt	1,78,908	RT-PCR	26-Jun-20
28	Jagannath Gupta Institute of Medical Sciences	South 24 Pargana	PVT	11,253	RT-PCR	06-Jul-20
29	ESI-PGIMSR	Kolkata	PVT	32,213	RT-PCR	16-Jul-20
30	Remedy Lifecare, Kolkata	Kolkata	PVT	28,460	RT-PCR	21-Jul-20
31	AMRI Dhakuria	Kolkata	PVT	1,00,127	RT-PCR	19-May-20
32	Rampurhat MCH	Birbhum	State Govt	2,15,769	RT-PCR	19-May-20
33	CNMCH	Kolkata	State Govt	1,49,207	RT-PCR	20-May-20
34	DH GMCH	South 24 Pargana	State Govt	4,07,952	RT-PCR	20-May-20
35	COMSDH	North 24 Pargana	State Govt	1,26,334	RT-PCR	27-May-20
36	Purulia Govt. MCH	Purulia	State Govt	2,27,272	RT-PCR	03-Jun-20
37	SRL Lab	Kolkata	PVT	4,23,507	RT-PCR	18-Jun-20
38	Probe diagnostics	Kolkata	PVT	1,01,258	RT-PCR	14-Aug-20
39	Pulse Diagnostics	Kolkata	PVT	1,74,820	RT-PCR	12-Sep-20
40	RB Diagnostic Kolkata	Kolkata	PVT	2,07,373	RT-PCR	20-Sep-20
41	Purba Medinipur DH	Purba Midnapur	State Govt	1,52,288	RT-PCR	24-Sep-20
42	B.P. Poddar Hospital & Medical Research Ltd	Kolkata	PVT	8,284	RT-PCR	27-Oct-20
43	Swastik Clinic & Seva Sadan Pvt. Ltd., Birbhum	Birbhum	PVT	1,775	RT-PCR	27-Oct-20
44	Repromed Diagnostic Ltd	Kolkata	PVT	54,195	RT-PCR	24-Sep-20
45	Gouri Devi Institute of Medical Sciences	Purba Burdwan	PVT	10,320	RT-PCR	07-Nov-20
46	IQ City Medical College Durgapur	Paschim Burdwan	PVT	25,976	RT-PCR	04-Dec-20
47	Imambara DH, Hooghly	Hooghly	State Govt	2,05,482	RT-PCR	15-Dec-20
48	Saroj Gupta Cancer Center & Research Institute	Kolkata	PVT	11,122	RT-PCR	23-Dec-20
49	Lasco Medicare Pvt. Ltd. Howrah	Howrah	PVT	37,553	RT-PCR	05-Jan-21
50	Icare Institute of Medical Sciences and Research	Purba Midnapur	PVT	15,441	RT-PCR	25-Jan-21
51	Sanjiban Hospital, Howrah	Howrah	PVT	16,246	RT-PCR	23-Feb-21
52	GCC DNA Diagnostic Lab	South 24 Pargana	PVT	12,561	RT-PCR	22-Apr-21
53	Quadra Medical Services	Kolkata	PVT	4,076	RT-PCR	01-May-21
54	Hindlabs, Kolkata	North 24 Pargana	PVT	1,00,675	RT-PCR	15-May-21

Note: Average tests per CBNAAT and TRUENAT machines are 32 per day and 16 per day respectively



Department of Health & Family Welfare Govt. of West Bengal

WEST BENGAL COVID-19 HEALTH BULLETIN – 5th FEB 2022

IX

DETAILS OF TESTING LABS

S. No.	Name of Testing Lab	District	Authority	Samples Tested	Testing Method	Functional WEF
55	Pathkind Lab, Kolkata	Kolkata	PVT	37,108	RT-PCR	25-May-21
56	KPC Medical College	Kolkata	PVT	5,628	RT-PCR	1-Jun-21
57	Krishna Medica Lab, Kolkata	Kolkata	PVT	38,916	RT-PCR	2-Jun-21
58	Institute of Neurosciences , Kolkata	Kolkata	PVT	3,888	RT-PCR	4-Jun-21
59	Life Cell International, Kolkata	North 24 Pargana	PVT	49,506	RT-PCR	4-Jun-21
60	The Apollo Clinic - Pvt.Ltd.	Kolkata	PVT	16,004	RT-PCR	8-Jun-21
61	Genu Path Labs	North 24 Pargana	PVT	10,692	RT-PCR	27-Jun-21
62	Dr. ABG's Pathoscan Center	Purba Burdwan	PVT	8,565	RT-PCR	30-Jun-21
63	Aloka Medicare Pvt Ltd	Kolkata	PVT	9,983	RT-PCR	8-July-21
64	Burnpur Hospital (SAIL-IISCO)	Paschim Burdwan	PVT	13,639	RT-PCR	8-July-21
65	Nirnayan Healthcare Pvt Ltd	North 24 Pargana	PVT	34,380	RT-PCR	18-July-21
66	Welkin Medicare Pvt Ltd	Kolkata	PVT	6,639	RT-PCR	30-July-21
67	Organ Diagnostic Centre	Kolkata	PVT	23,617	RT-PCR	31-July-21
68	Specialist Clinic & Diagnostic	North 24 Pargana	PVT	5,887	RT-PCR	03-Aug-21
69	Medionn Diagnostic Ltd	Howrah	PVT	25,860	RT-PCR	5-Aug-21
70	Molecular Lab of Paramount Hospital	Darjeeling	PVT	2,796	RT-PCR	12-Aug-21
71	Lakhotia Diagnostic Services	Howrah	PVT	8,527	RT-PCR	20-Aug-21
72	One Diagnostics	Kolkata	PVT	6,977	RT-PCR	20-Aug-21
73	District Hospital SSB	Jalpaiguri	PVT	39,161	RT-PCR	26-Aug-21
74	Diverse Genomics Pvt Ltd	Kolkata	PVT	7,224	RT-PCR	28-Aug-21
75	See Cure Lab	North 24 Pargana	PVT	11,743	RT-PCR	31-Aug-21
76	Unipath speciality laboratory	North 24 Pargana	PVT	23,550	RT-PCR	4-Sep-21
77	SG Clinic & Diagnostic Laboratory	North 24 Pargana	PVT	1,116	RT-PCR	22-Sep-21
78	Dolphin Medical Clinic	North 24 Pargana	PVT	2,551	RT-PCR	8-Oct-21
79	Subham Hospital & Diagnostic Center	Cooch Bihar	PVT	423	RT-PCR	19-Oct-21
80	Apollo Clinic C/O Sanjivani Health & Lifestyle	North 24 Pargana	PVT	16,897	RT-PCR	9-Nov-21
81	SRL Ltd Forts Hospital, Anandapur	Kolkata	PVT	2,310	RT-PCR	9-Nov-21
82	PRG Heath care ltd	Kolkata	PVT	5,906	RT-PCR	11-Nov-21
83	I3T Advanced Diagnostic Center	North 24 Pargana	PVT	799	RT-PCR	26-Nov-21
84	Bellevue Clinic	Kolkata	PVT	1,958	RT-PCR	14-Dec-21
85	Health Plus Diagnostic Pvt Ltd	Kolkata	PVT	1,516	RT-PCR	10-Jan-22
86	Kolkata Diagnostic Center	Kolkata	PVT	28	RT-PCR	19-Jan-22
87	Serampore Medical & Diagnostic center	Hooghly	PVT	284	RT-PCR	23-Jan-22
88	Oncquest Laboratories Ltd	North 24 Pargana	PVT	1,828	RT-PCR	24-Jan-22
89	Thyrocare Technologies Ltd	North 24 Pargana	PVT	1,712	RT-PCR	30-Jan-22
90	B M Birla Hospital	Kolkata	PVT	3,098	RT-LAMP	7-Jun-21
91	Agrasen Healthcare Centre	Jalpaiguri	PVT	10,834	RT-LAMP	22-July-21
92	Reliable Multispeciality Clinic	North 24 Pargana	PVT	3,461	RT-LAMP	31-Aug-21
93	Western Diagnostic Centre Private Ltd	Kolkata	PVT	1,285	RT-LAMP	28-Sep-21
94	CSIR-Indian Institute of Chemical Biology	Kolkata	Central Govt	134	RT-LAMP	8-Oct-21
95	Shri VishudhanandSaraswati Marwari Hospital	Kolkata	PVT	989	TRUENAT	31-Aug-21
96	AMRI Mukundapur	South 24 Pargana	PVT	2,439	TRUENAT	10-Sep-21
97	AMRI Salt Lake	North 24 Pargana	PVT	32,936	CBNAAT	01-May-20
98	CMRI	Kolkata	PVT	34,654	CBNAAT	13-May-20
99	Asansol DH	Paschim Burdwan	State Govt	85,578	TRUENAT	19-May-20
100	Jhargram DH	Jhargram	State Govt	2,754	TRUENAT	19-May-20
101	Falakata SSH	Alipurduar	State Govt	3,873	TRUENAT	20-May-20
102	Balurghat DH	Dakshin Dinajpur	State Govt	5,444	TRUENAT	22-May-20
103	Serampore DH	Hooghly	State Govt	1,222	TRUENAT	25-May-20
104	Uluberia SSH	Howrah	State Govt	1,993	TRUENAT	27-May-20
105	Jangipur SDH	Murshidabad	State Govt	1,685	TRUENAT	27-May-20
106	Egra SDH	Purba Midnapur	State Govt	831	TRUENAT	27-May-20
107	MR Bangur Hospital	South 24 Pargana	State Govt	1,079	TRUENAT	28-May-20
108	Chanchal SDH	Malda	State Govt	559	TRUENAT	28-May-20

Note: Average tests per CBNAAT and TRUENAT machines are 32 per day and 16 per day respectively



Department of Health & Family Welfare Govt. of West Bengal

WEST BENGAL COVID-19 HEALTH BULLETIN – 5th FEB 2022

IX

DETAILS OF TESTING LABS

S. No.	Name of Testing Lab	District	Authority	Samples Tested	Testing Method	Functional WEF
109	Biswa Bangla Krirangan COVID Hospital	Jalpaiguri	State Govt	2,33,904	TRUENAT	31-May-20
110	Parkview Super Speciality Hospital	North 24 Pargana	PVT	811	TRUENAT	26-Aug-21
111	Woodlands	Kolkata	PVT	21,478	CBNAAT	11-Jun-20
112	Alipurduar DH	Alipurduar	State Govt	43,427	TRUENAT	16-Jun-20
113	Basirhat DH	North 24 Pargana	State Govt	512	TRUENAT	19-Jun-20
114	Anandaloke Sonoscan, Siliguri	Darjeeling	PVT	33,367	TRUENAT	27-Jun-20
115	Gangarampur SDH	Dakshin Dinajpur	State Govt	1,832	CBNAAT	16-Jul-20
116	Contai SDH	Purba Midnapur	State Govt	1,948	TRUENAT	20-Jul-20
117	ILS hospital	Kolkata	PVT	5,464	TRUENAT	25-Jul-20
118	Uttar Latabari DH	Alipurduar	State Govt	849	TRUENAT	04-Aug-20
119	Nandigram SSH/DH	Purba Midnapur	State Govt	827	TRUENAT	04-Aug-20
120	Panskura Hospital	Purba Midnapur	State Govt	436	TRUENAT	06-Aug-20
121	Chittaranjan Seva Sadan Hospital	Kolkata	State Govt	1,891	TRUENAT	10-Aug-20
122	Dr. PK Saha Hospital, Coochbihar	Cooch Bihar	PVT	10,786	TRUENAT	11-Aug-20
123	Salt Lake SDH	North 24 Pargana	State Govt	881	TRUENAT	13-Aug-20
124	Charnock Hospital	Kolkata	PVT	15,183	TRUENAT	14-Aug-20
125	Gabberia SGH	Howrah	State Govt	1,427	TRUENAT	15-Aug-20
126	Spandan Disgnostic Center	Paschim Midnapore	PVT	15,672	TRUENAT	16-Aug-20
127	Kakdwip SSH	South 24 Pargana	State Govt	277	TRUENAT	17-Aug-20
128	Mal SSH	Jalpaiguri	State Govt	199	TRUENAT	18-Aug-20
129	Howrah DH	Howrah	State Govt	186	TRUENAT	21-Aug-20
130	Spandan Hospital, Kolkata	North 24 Pargana	PVT	6,945	TRUENAT	01-Sep-20
131	Sagardighi SSH	Murshidabad	State Govt	679	TRUENAT	02-Sep-20
132	Domkal SSH	Murshidabad	State Govt	164	TRUENAT	06-Sep-20
133	Udaynarayanpur SGH Howrah	Howrah	State Govt	53	TRUENAT	07-Sep-20
134	GD Hospital & Diabetes Institute, Howrah	Kolkata	PVT	4,175	CBNAAT	08-Sep-20
135	Nightingale Diagnostic & Medicare Centre	Kolkata	PVT	22,727	TRUENAT	12-Sep-20
136	Bhagirathi Neotia Woman * Child Care Centre	North 24 Pargana	PVT	1,950	CBNAAT	16-Sep-20
137	Krishnanagar DTC	Nadia	State Govt	172	TRUENAT	29-Sep-20
138	Mission Hospital, Durgapur	Paschim Burdwan	PVT	34,340	TRUENAT	29-Sep-20
139	Medinova, Kolkata	Kolkata	PVT	8,062	TRUENAT	01-Oct-20
140	MSS Bansal Medical, Kolkata	Kolkata	PVT	21,773	TRUENAT	02-Oct-20
141	TLJ, SGH, Howrah	Howrah	PVT	467	TRUENAT	02-Oct-20
142	Narayan Memorial Hospital, Kolkata	Kolkata	PVT	1,561	TRUENAT	02-Oct-20
143	Kalimpong DH	Kalimpong	State Govt	1,060	TRUENAT	06-Oct-20
144	Mirik BPHC, Darjeeling	Darjeeling	State Govt	136	TRUENAT	09-Oct-20
145	Barjore SSH, Bankura	Bankura	State Govt	444	TRUENAT	11-Oct-20
146	Darjeeling DH	Darjeeling	State Govt	568	TRUENAT	11-Oct-20
147	Metropolis Kolkata	Kolkata	PVT	1,42,804	TRUENAT	14-Oct-20
148	Laboratory Services, Healthworld Hospitals, Durgapur	Paschim Burdwan	PVT	15,829	TRUENAT	04-Dec-20
149	Neotia Getwel Healthcare Centre, Siliguri	Darjeeling	PVT	6,171	CBNAAT	09-Jan-21
150	Arogya Niketan Nursing Home	Darjeeling	PVT	7,117	TRUENAT	16-Jan-21
151	Ruby General Hospital	Kolkata	PVT	7,341	CBNAAT	20-Jan-21
152	Cliniperfect Polyclinic and Diagnostics	North 24 Pargana	PVT	2,537	TRUENAT	23-Feb-21
153	10 Air Force Hospital, Hasimara	Alipurduar	Central Govt	1,164	TRUENAT	23-Apr-21
154	4 Air Force Hospital, Midnapore	Paschim Midnapore	Central Govt	2,387	TRUENAT	23-Apr-21
155	164 Military Hospital, Binnaguri	Jalpaiguri	Central Govt	2,373	TRUENAT	23-Apr-21
156	Central Hospital, SE Railway, Kolkata	Kolkata	Central Govt	2,928	CBNAAT	23-Apr-21
157	Zenith super speciality hospital	Kolkata	PVT	9,488	TRUENAT	23-Apr-21
158	Alipurduar Railway Hospital	Alipurduar	Central Govt	3,935	TRUENAT	23-Apr-21
159	Sonoscan Healthcare Pvt Ltd	Malda	PVT	1,920	TRUENAT	27-July-21
160	Medica North Bengal Clinic	Darjeeling	PVT	3,251	TRUENAT	22-Sep-21
161	Molecular Lab Rahul Diagnostic Centre	North 24 Pargana	PVT	11	TRUENAT	27-Jan-22
162	<i>Antigen Test done within the State</i>		State Govt	1,07,19,739	-	-
163	<i>Samples Tested in Labs Outside the State</i>		PVT	8,90,015	RT-PCR	-
164				2,34,61,069	-	-

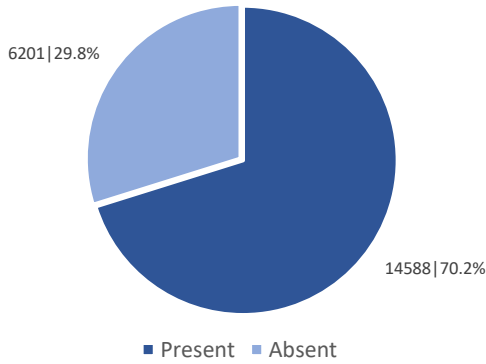
Note: Average tests per CBNAAT and TRUENAT machines are 32 per day and 16 per day respectively



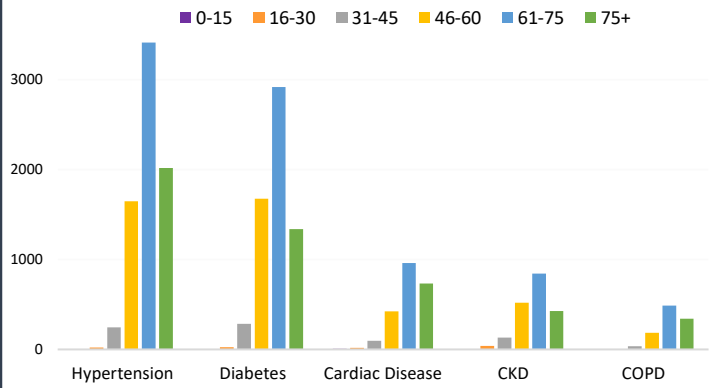
WEST BENGAL COVID-19 HEALTH BULLETIN – 5th FEB 2022

X

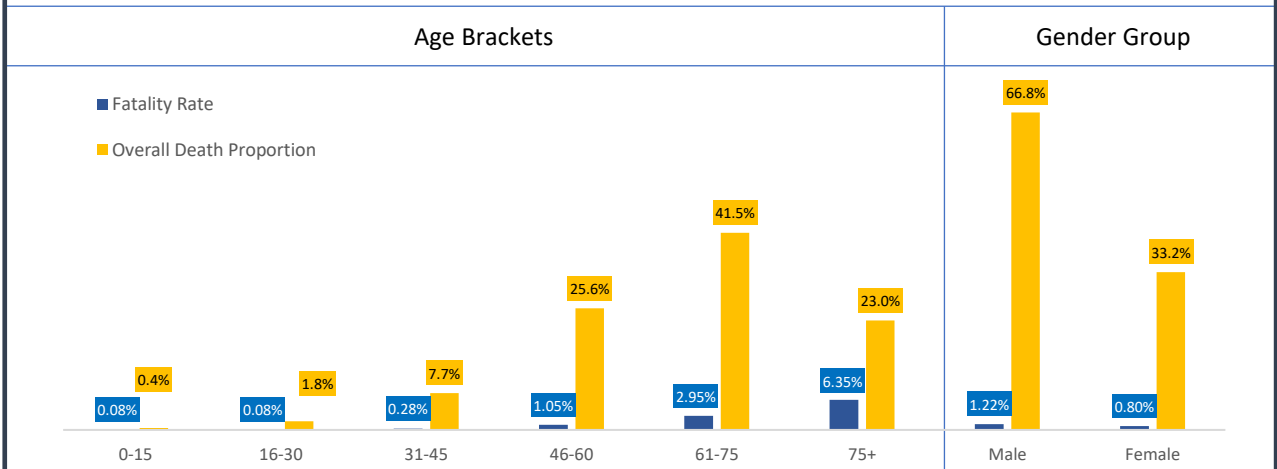
Comorbidity Status in Deceased Cases (n=20,789)



Age Group Wise Comorbidities Among Deceased

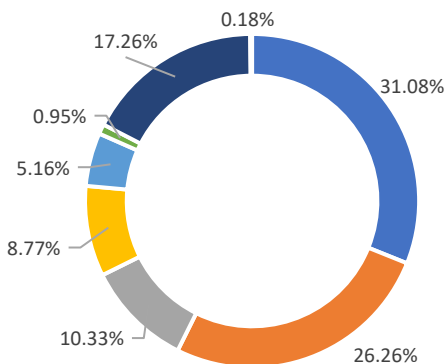


Fatality Rate & Death Proportion in Respective Age Brackets & Gender Groups

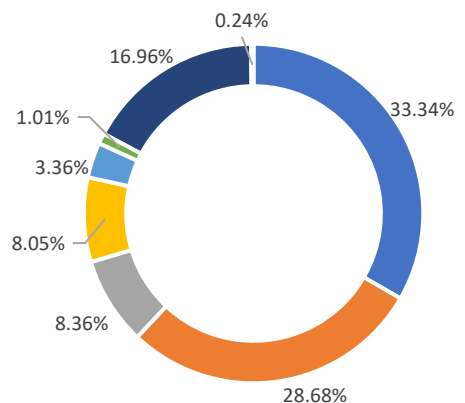


*The blue data label shows the fatality rate in respective age/gender group i.e. no. of deaths as a proportion of total infections in respective age/gender group
**The orange data label shows the proportion of total deaths in respective age/gender group

Share of Comorbidities in Male



Share of Comorbidities in Female



FATALITY ANALYSIS



Department of Health & Family Welfare Govt. of West Bengal

WEST BENGAL COVID-19 HEALTH BULLETIN – 5th FEB 2022

XI

EQUIPMENT AND CONSUMABLE SUPPLY

S. No	Consumable	Ordered by State Govt.	Received Yesterday	Total Received by State Govt.	Order Pending
1	PPEs	42.10 L	2,000	35.01 L	7.09 L
2	N95/FFP2 Masks	88.70 L	10,000	79.49 L	9.21 L
3	Regular Masks	168.84 L	20,000	165.90 L	2.94 L
4	Hand Sanitizers (In Ltrs)	7.71 L	500	7.665 L	0.045 L
5	Gloves	153.00 L	20,000	148.60 L	4.40 L
6	Thermal Guns	20,000	NIL	20,000	NIL

S. No	Equipment	Number
1	Total Number of HFNO	492
2	Total Number of Oxygen Concentrators	5,815
3	Total Number of functional MGPS	153
4	Total Number of functional LMO Tanks	16
5	Total Number of functional PSA plants	70
6	Total Number of Ventilators in COVID Hospitals	1,298

XII

DEDICATED COVID-19 HELPLINE (24 X 7)

- Dedicated COVID-19 Helpline : **1800 313 444 222**
- Direct Telemedicine Line : **033 23576001**
- Ambulance Service : **033 40902929**
- COVID Telemedicine App "[Covid Telemedicine WB](#)" on Google Play Store
 - These services include allocation of beds in Govt. hospitals and Safe Homes
 - Telemedicine for citizens at large and those in home isolation
 - Ambulance service includes guidance and provision of Govt. ambulance
- Tele-Psychological counselling services have started since August 1st, 2020.

General Queries			
1	A	Total Queries addressed in last 24 hours	2,196
	B	Total Queries addressed till 4 th Feb	25,12,578
Telemedicine			
2	A	Total consultations given in last 24 hours	1,294
	B	Total consultations given till 4 th Feb	10,67,671
Ambulance Services			
3	A	Ambulances assigned in last 24 hours	314
	B	Total calls received in last 24 hours	314
Tele-Psychological Counselling			
4	A	Counselling given in last 24 hours	409
	B	Counselling given till 4 th Feb	4,85,182

State Government Interventions :

- Status of availability of beds for Covid positive patients in government and private hospitals along with information on other related services are available at <https://iCMS.wb.gov.in>
- Safe Homes : An initiative by the Government of West Bengal for care and treatment of asymptomatic/mild symptomatic COVID patients for whom home isolation is not possible /advisable
- As per State Government advisory Satellite Health Facilities are being developed by private hospitals in close vicinity of their hospitals as separate health facility for treatment of asymptomatic/mild symptomatic COVID patients. This intervention is expected to free beds in the hospitals for serious patients.

All the guidelines and orders relating to Covid-19 are posted on www.wbhealth.gov.in

You can follow us on :

Facebook at: <https://www.facebook.com/wbdhfw/>

Twitter at: <https://twitter.com/wbdhfw>