



Department of Health & Family Welfare Govt. of West Bengal

WEST BENGAL COVID-19 HEALTH BULLETIN – 4th JUNE 2021

Active COVID-19 Cases as on 4th June: 53,023

| COVID 19 STATUS | S. No | Subject | Number |
|-----------------|-------|--|------------------------|
| | 1 | Total COVID-19 Cases till 3 rd June | 14,03,535 |
| | 2 | New COVID-19 Cases on 4 th June | 7,913 |
| | 3 | Total COVID-19 Cases till 4th June (1+2) | 14,11,448 |
| | 4 | Total Discharged | 13,42,391 (+16,557) |
| | 5 | Total Deaths as on 4 th June* | 16,034 (+113) |
| | 6 | Active COVID-19 Cases as on 4th June | 53,023 (-8,757) |
| | 7 | Discharge Rate (4/3) | 95.11% |

Note: All figures updated till 9AM, 4th June

#Daily increase/decrease with respect to previous day is shown as (+/-)

**Complete analysis can be referred from Section X, (Page no. 5)*

| TESTING SNAPSHOT | S. No | Subject | Number |
|------------------|---------------------------------------|--|--------------------|
| | 1 | Samples Tested till 3 rd June | 1,26,45,747 |
| | 2 | Samples Tested on 4 th June | 71,206 |
| | 3 | Total Number of Samples Tested till 4th June (1+2) | 1,27,16,953 |
| | 4 | Tests per Million population | 1,41,299 |
| | 5 | % of Positive Cases out of Samples Tested | 11.10% |
| | 6 | Total Testing Laboratories* | 117 |
| | 7 | Testing Laboratories added this week | 2 |
| 8 | Testing Laboratories pending approval | 1 | |

**Detailed breakup of these laboratories is given on Page 4 and Page 5*

| INFRASTRUCTURE DETAILS | S. No | Subject | Number |
|------------------------|--|--|--------|
| | 1 | Total Number of Hospitals dedicated for treating COVID-19 | 234 |
| | 2 | Total Number of Govt. Hospitals dedicated for treating COVID-19 | 193 |
| | 3 | Total Number of Pvt. Hospitals requisitioned for treating COVID-19 | 41 |
| | 4 | Total Number of earmarked COVID-19 Beds | 24,695 |
| | 5 | % Occupancy in COVID Beds | 24.95% |
| | 6 | Total ICU/HDU Beds in the COVID Hospitals | 3,522 |
| 7 | Total Number of Ventilators in the COVID Hospitals | 1,298 | |

| QUARANTINE DETAILS | Home Quarantine | | |
|--------------------|-----------------|--|-----------|
| | 1 | Total Home Quarantined People | 26,78,865 |
| | 2 | Total number of people currently in Home Quarantine | 97,805 |
| | 3 | Total number of people released from Home Quarantine | 25,81,060 |
| | Safe Homes | | |
| | 1 | Total Number of Safe Homes | 200 |
| | 2 | Total Number of Beds in Safe Homes | 11,507 |
| | 3 | Total Number of Patients in Safe Homes currently | 2,201 |



Department of Health & Family Welfare Govt. of West Bengal

WEST BENGAL COVID-19 HEALTH BULLETIN – 4th JUNE 2021

V

DISTRICT SNAPSHOT#

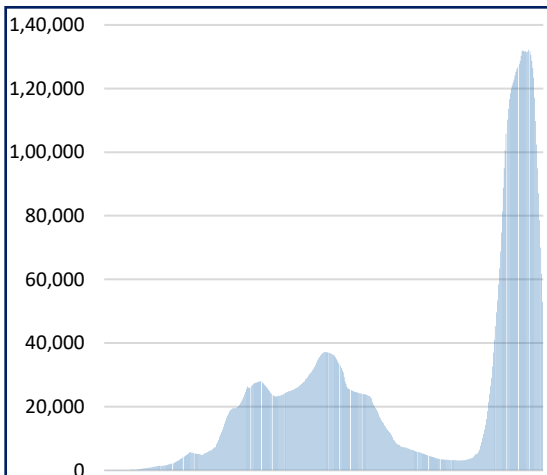
| 1 | 2 | 3 | 4 | 5 | 6 = 3-4-5 | 7 |
|--------------|-------------------|-----------------------------------|------------------------------------|------------------------------|--------------------------------|--------------------|
| S. No | District | Total Cases | Total Discharged | Total Deaths | Total Active Cases | Last Reported Case |
| 1 | Alipurduar | 12,636 ⁺¹⁹⁹ | 11,739 ⁺²²² | 94 | 803 ⁻²³ | 3-Jun-21 |
| 2 | Coochbehar | 22,331 ⁺²⁵⁰ | 20,975 ⁺³⁷⁴ | 84 | 1,272 ⁻¹²⁴ | 3-Jun-21 |
| 3 | Darjeeling | 44,662 ⁺⁴⁴⁴ | 41,718 ⁺⁷⁷⁹ | 384 ⁺⁴ | 2,560 ⁻³³⁹ | 3-Jun-21 |
| 4 | Kalimpong | 4,958 ⁺⁷⁹ | 4,549 ⁺¹⁰⁸ | 36 | 373 ⁻²⁹ | 3-Jun-21 |
| 5 | Jalpaiguri | 32,602 ⁺⁵¹⁰ | 29,727 ⁺⁷²⁶ | 397 ⁺⁵ | 2,478 ⁻²²¹ | 3-Jun-21 |
| 6 | Uttar Dinajpur | 17,801 ⁺¹⁰⁵ | 16,908 ⁺²¹⁷ | 198 ⁺³ | 695 ⁻¹¹⁵ | 3-Jun-21 |
| 7 | Dakshin Dinajpur | 15,656 ⁺¹¹¹ | 14,867 ⁺¹⁹⁵ | 149 | 640 ⁻⁸⁴ | 3-Jun-21 |
| 8 | Malda | 31,684 ⁺⁵⁸ | 30,862 ⁺²¹⁴ | 180 | 642 ⁻¹⁵⁶ | 3-Jun-21 |
| 9 | Murshidabad | 32,633 ⁺⁸⁷ | 31,625 ⁺²³⁶ | 290 ⁺³ | 718 ⁻¹⁵² | 3-Jun-21 |
| 10 | Nadia | 62,466 ⁺⁴⁴³ | 58,852 ⁺⁹⁸⁶ | 503 ⁺⁷ | 3,111 ⁻⁵⁵⁰ | 3-Jun-21 |
| 11 | Birbhum | 38,877 ⁺⁶¹ | 38,086 ⁺¹⁰⁵ | 259 ⁺¹ | 532 ⁻⁴⁵ | 3-Jun-21 |
| 12 | Purulia | 18,689 ⁺²⁹ | 18,264 ⁺⁶⁵ | 110 ⁺² | 315 ⁻³⁸ | 3-Jun-21 |
| 13 | Bankura | 30,378 ⁺¹⁹¹ | 28,658 ⁺⁴⁸⁶ | 231 ⁺² | 1,489 ⁻²⁹⁷ | 3-Jun-21 |
| 14 | Jhargram | 8,655 ⁺⁹³ | 7,928 ⁺²²⁸ | 23 | 704 ⁻¹³⁵ | 3-Jun-21 |
| 15 | Paschim Medinipur | 43,726 ⁺²⁶⁹ | 41,147 ⁺⁶⁹⁷ | 414 ⁺¹ | 2,165 ⁻⁴²⁹ | 3-Jun-21 |
| 16 | Purba Medinipur | 51,152 ⁺⁴⁵⁹ | 48,274 ⁺⁷⁶⁷ | 330 ⁺² | 2,548 ⁻³¹⁰ | 3-Jun-21 |
| 17 | Purba Bardhaman | 36,755 ⁺²³² | 35,200 ⁺⁴³⁷ | 135 ⁺⁴ | 1,420 ⁻²⁰⁹ | 3-Jun-21 |
| 18 | Paschim Bardhaman | 53,628 ⁺¹⁵⁹ | 51,416 ⁺⁶⁴⁴ | 306 ⁺³ | 1,906 ⁻⁴⁸⁸ | 3-Jun-21 |
| 19 | Howrah | 87,662 ⁺⁶³² | 82,128 ^{+1,033} | 1,379 ⁺¹² | 4,155 ⁻⁴¹³ | 3-Jun-21 |
| 20 | Hooghly | 74,563 ⁺³⁹³ | 70,796 ⁺⁹⁶⁰ | 767 ⁺⁷ | 3,000 ⁻⁵⁷⁴ | 3-Jun-21 |
| 21 | North 24 Parganas | 3,01,522 ^{+1,686} | 2,86,626 ^{+3,676} | 4,052 ⁺²⁵ | 10,844 ^{-2,015} | 3-Jun-21 |
| 22 | South 24 Parganas | 88,953 ⁺⁵²⁴ | 83,893 ^{+1,249} | 1,134 ⁺⁹ | 3,926 ⁻⁷³⁴ | 3-Jun-21 |
| 23 | Kolkata | 2,99,393 ⁺⁸⁹⁹ | 2,88,090 ^{+2,153} | 4,576 ⁺²³ | 6,727 ^{-1,277} | 3-Jun-21 |
| 24 | Other State | 66 | 63 | 3 | 0 | 6-Jun-20 |
| TOTAL | | 14,11,448^{+7,913} | 13,42,391^{+16,557} | 16,034⁺¹¹³ | 53,023^{-8,757} | |

#District Wise data is subject to verification and may change

#Daily increase/decrease with respect to previous day is in superscript as +/- (Eg: +4)

VI

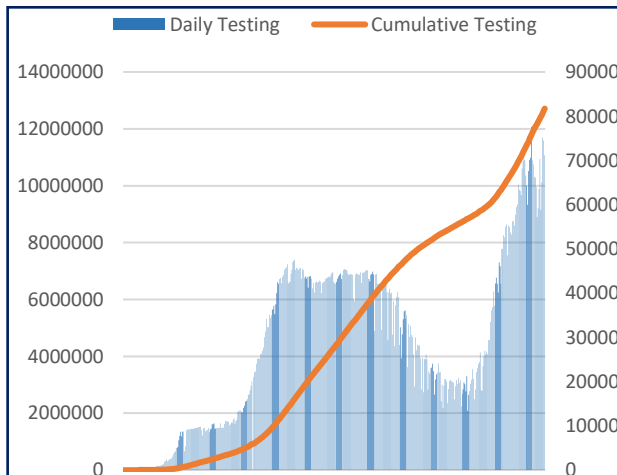
DAILY CUMULATIVE ACTIVE COVID-19 CASES



17th March 2020 to 4th June 2021

VII

SAMPLES TESTED (Daily and Cumulative)



17th March 2020 to 4th June 2021



Department of Health & Family Welfare
Govt. of West Bengal

WEST BENGAL COVID-19 HEALTH BULLETIN – 4th JUNE 2021

VIII

UNIT WISE EQUIPMENT SUPPLY (CUMULATIVE)

| S. No. | Unit Name | PPE | N95/FFP2 | Regular Masks | | Gloves | Sanitizer (In ltr.) |
|--------------|------------------------------|------------------|------------------|------------------|--------------------|--------------------|------------------------|
| | | | | Reusable Mask | Disposable Mask | | |
| 1 | Alipurduar | 17,800 | 26,250 | 13,400 | 1,00,900 | 89,475 | 5,092 |
| 2 | Bankura | 46,717 | 57,116 | 31,400 | 66,550 | 1,57,900 | 9,061 |
| 3 | Birbhum | 36,150 | 28,300 | 32,400 | 96,050 | 49,700 | 6,910 |
| 4 | Bishnupur HD | 15,350 | 38,449 | 55,602 | 32,468 | 1,66,536 | 4,000 |
| 5 | Coochbehar | 33,600 | 29,450 | 29,200 | 1,36,375 | 89,109 | 6,449 |
| 6 | Dakshin Dinajpur | 20,400 | 19,650 | 21,500 | 1,21,600 | 1,08,700 | 5,280 |
| 7 | Darjeeling | 90,411 | 95,347 | 22,900 | 3,44,239 | 2,54,975 | 3,656 |
| 8 | Diamond Harbour HD | 52,726 | 56,013 | 33,267 | 1,85,720 | 1,92,465 | 9,750 |
| 9 | Hooghly | 82,150 | 69,983 | 59,497 | 3,95,100 | 46,782 | 18,211 |
| 10 | Howrah | 1,25,265 | 91,432 | 66,580 | 4,10,165 | 27,842 | 11,339 |
| 11 | Jalpaiguri | 34,800 | 41,754 | 45,550 | 1,51,038 | 2,80,550 | 8,318 |
| 12 | Jhargram | 19,715 | 16,520 | 24,890 | 69,100 | 1,32,000 | 5,468 |
| 13 | Kalimpong | 21,150 | 23,245 | 19,800 | 1,31,992 | 1,62,649 | 4,884 |
| 14 | Malda | 26,100 | 23,200 | 26,000 | 87,100 | 97,700 | 7,151 |
| 15 | Murshidabad | 36,594 | 62,202 | 56,900 | 7,89,737 | 1,15,350 | 5,867 |
| 16 | Nadia | 72,470 | 55,389 | 37,100 | 1,49,050 | 1,84,300 | 11,481 |
| 17 | North 24 Parganas | 1,12,000 | 1,02,594 | 44,140 | 9,36,465 | 3,00,000 | 11,675 |
| 18 | Basirhat HD | 44,320 | 59,020 | 35,636 | 1,74,000 | 2,61,150 | 7,094 |
| 19 | Paschim Bardhaman | 37,850 | 35,100 | 17,780 | 1,21,000 | 1,21,900 | 2,257 |
| 20 | Paschim Medinipur | 42,226 | 61,566 | 49,858 | 2,68,357 | 1,72,335 | 7,885 |
| 21 | Purba Bardhaman | 65,800 | 60,100 | 27,100 | 1,36,550 | 1,58,800 | 11,064 |
| 22 | Purba Medinipur | 54,550 | 52,030 | 33,220 | 4,24,050 | 74,532 | 20,481 |
| 23 | Nandigram HD | 18,750 | 38,026 | 30,640 | 1,21,050 | 1,01,000 | 8,244 |
| 24 | Purulia | 50,450 | 36,245 | 52,700 | 1,48,550 | 1,21,700 | 7,421 |
| 25 | Rampurhat HD | 24,150 | 29,000 | 30,300 | 62,050 | 76,650 | 5,637 |
| 26 | South 24 Parganas | 57,450 | 41,498 | 88,488 | 3,32,050 | 1,41,395 | 7,084 |
| 27 | Uttar Dinajpur | 35,750 | 43,550 | 68,314 | 2,01,900 | 3,18,500 | 9,246 |
| 28 | Bankura S MC&H | 21,415 | 55,773 | 10,200 | 1,99,384 | 2,94,296 | 7,428 |
| 29 | Coochbehar MC&H | 13,800 | 14,900 | 14,600 | 58,700 | 2,71,000 | 3,442 |
| 30 | NB MC&H | 40,350 | 1,03,500 | 20,000 | 2,24,200 | 2,46,500 | 8,390 |
| 31 | Diamond Harbour MC&H | 14,089 | 32,255 | 10,100 | 1,47,750 | 1,83,050 | 5,503 |
| 32 | Malda MC&H | 18,800 | 86,900 | 13,100 | 1,88,500 | 2,58,500 | 7,708 |
| 33 | Murshidabad MC&H | 31,848 | 96,364 | 16,601 | 1,80,950 | 72,600 | 8,390 |
| 34 | Bardhaman MC&H | 23,900 | 35,377 | 17,500 | 1,21,281 | 3,32,000 | 6,329 |
| 35 | Medinipur MC&H | 56,400 | 89,015 | 38,595 | 63,350 | 2,12,595 | 5,345 |
| 36 | Purulia MC&H | 13,300 | 24,108 | 51,600 | 49,300 | 1,66,548 | 12,715 |
| 37 | Rampurhat MC&H | 21,400 | 40,232 | 17,600 | 40,000 | 88,500 | 10,048 |
| 38 | Raiganj MC&H | 14,100 | 13,059 | 13,100 | 56,500 | 87,000 | 2,246 |
| 39 | JNM MC&H | 93,600 | 1,47,600 | 24,000 | 1,87,000 | 2,90,500 | 4,000 |
| 40 | Sagar Dutta MC&H | 93,600 | 1,47,600 | 17,600 | 1,87,000 | 2,90,500 | 4,000 |
| 41 | ID & BG Hospital | 57,000 | 81,500 | 29,000 | 1,01,100 | 1,49,000 | 4,950 |
| 42 | RG Kar MCH | 40,850 | 76,822 | 15,800 | 3,01,050 | 80,728 | 8,664 |
| 43 | NRS MCH | 69,922 | 1,23,519 | 32,729 | 2,15,550 | 2,93,700 | 7,276 |
| 44 | IPGMER & SSKMH | 98,900 | 1,33,800 | 68,500 | 47,049 | 4,99,500 | 18,167 |
| 45 | Medical College, Kolkata | 1,87,142 | 1,92,649 | 22,577 | 53,528 | 43,500 | 10,732 |
| 46 | CNMCH | 52,350 | 55,500 | 23,150 | 1,33,500 | 2,69,700 | 3,672 |
| 47 | Other Govt Dept/Institutions | 6,13,937 | 8,96,504 | 4,22,532 | 13,16,040 | 17,29,678 | 1,14,209 |
| 48 | Stock in hand-In Transit | 2,28,865 | 18,75,034 | 5,14,313 | 11,85,270 | 11,89,820 | 66,569 |
| TOTAL | | 30,80,262 | 56,15,040 | 24,47,359 | 1,12,50,208 | 1,10,53,210 | 5,40,789 |

*In addition to State supply, local procurement is also done.



Department of Health & Family Welfare Govt. of West Bengal

WEST BENGAL COVID-19 HEALTH BULLETIN – 4th JUNE 2021

IX

DETAILS OF TESTING LABS

| S. No. | Name of Testing Lab | Samples Tested | Method of Testing | Functional WEF |
|--------|--|----------------|-------------------|-----------------|
| 1 | NICED | 2,68,362 | RT-PCR | Since Beginning |
| 2 | SSKM | 3,70,802 | RT-PCR | 17-Mar-20 |
| 3 | Medinipur MCH | 2,08,893 | RT-PCR | 24-Mar-20 |
| 4 | North Bengal MCH | 4,45,843 | RT-PCR | 29-Mar-20 |
| 5 | School of Tropical Medicine | 2,79,856 | RT-PCR | 01-Apr-20 |
| 6 | Apollo Hospital | 73,777 | RT-PCR | 06-Apr-20 |
| 7 | Tata Medical Centre | 25,613 | RT-PCR | 06-Apr-20 |
| 8 | Malda MCH | 3,20,866 | RT-PCR | 08-Apr-20 |
| 9 | Dr. Lal Pathlab | 4,14,733 | RT-PCR | 17-Apr-20 |
| 10 | Command Hospital | 42,873 | RT-PCR | 17-Apr-20 |
| 11 | CNCI | 32,128 | RT-PCR | 22-Apr-20 |
| 12 | RG Kar MCH | 3,16,951 | RT-PCR | 24-Apr-20 |
| 13 | SURAKSHA | 2,37,468 | RT-PCR | 24-Apr-20 |
| 14 | Murshidabad MCH | 2,45,983 | RT-PCR | 26-Apr-20 |
| 15 | Peerless | 86,661 | RT-PCR | 30-Apr-20 |
| 16 | Burdwan MCH | 2,41,034 | RT-PCR | 06-May-20 |
| 17 | MCH Kolkata | 1,32,625 | RT-PCR | 08-May-20 |
| 18 | NRS MCH | 1,71,580 | RT-PCR | 12-May-20 |
| 19 | Sanaka Hospitals | 1,37,082 | RT-PCR | 12-May-20 |
| 20 | Medica Hospital | 1,55,033 | RT-PCR | 15-May-20 |
| 21 | Bankura MCH | 2,19,487 | RT-PCR | 22-May-20 |
| 22 | Suri DH | 1,61,692 | RT-PCR | 22-May-20 |
| 23 | Coochbehar GMCH | 2,23,570 | RT-PCR | 06-Jun-20 |
| 24 | COMJNM Kalyani | 2,18,500 | RT-PCR | 10-Jun-20 |
| 25 | Desun Hospital | 9,953 | RT-PCR | 17-Jun-20 |
| 26 | RN Tagore Hospital | 53,751 | RT-PCR | 24-Jun-20 |
| 27 | Raigunj MCH | 1,06,807 | RT-PCR | 26-Jun-20 |
| 28 | Jagannath Gupta Institute of Medical Sciences | 8,067 | RT-PCR | 06-Jul-20 |
| 29 | ESI-Postgraduate Institute of Medical Science and Research | 16,158 | RT-PCR | 16-Jul-20 |
| 30 | Remedy Lifecare, Kolkata | 17,680 | RT-PCR | 21-Jul-20 |
| 31 | AMRI Dhakuria | 68,739 | RT-PCR | 19-May-20 |
| 32 | Rampurhat MCH | 1,19,386 | RT-PCR | 19-May-20 |
| 33 | CNMCH | 1,02,755 | RT-PCR | 20-May-20 |
| 34 | DH GMCH | 2,14,530 | RT-PCR | 20-May-20 |
| 35 | COMSDH | 79,826 | RT-PCR | 27-May-20 |
| 36 | Purulia Govt. MCH | 1,29,104 | RT-PCR | 03-Jun-20 |
| 37 | SRL Lab | 2,57,166 | RT-PCR | 18-Jun-20 |
| 38 | Probe diagnostics | 65,514 | RT-PCR | 14-Aug-20 |
| 39 | Pulse Diagnostics | 92,706 | RT-PCR | 12-Sep-20 |
| 40 | RB Diagnostic Kolkata | 1,11,571 | RT-PCR | 20-Sep-20 |
| 41 | Purba Medinipur DH | 52,562 | RT-PCR | 24-Sep-20 |
| 42 | B.P. Poddar Hospital & Medical Research Ltd | 3,510 | RT-PCR | 27-Oct-20 |
| 43 | Swastik Clinic & Seva Sadan Pvt. Ltd., Birbhum | 1,041 | RT-PCR | 27-Oct-20 |
| 44 | Repromed Diagnostic Ltd | 30,772 | RT-PCR | 24-Sep-20 |
| 45 | Gouri Devi Institute of Medical Sciences and Hospital | 5,666 | RT-PCR | 07-Nov-20 |
| 46 | IQ City Medical College Durgapur | 14,314 | RT-PCR | 04-Dec-20 |
| 47 | Imambara DH, Hooghly | 45,626 | RT-PCR | 15-Dec-20 |
| 48 | Saroj Gupta Cancer Center & Research Institute | 5,269 | RT-PCR | 23-Dec-20 |
| 49 | Lasco Medicare Pvt. Ltd. Howrah | 12,029 | RT-PCR | 05-Jan-21 |
| 50 | Icare Institute of Medical Sciences and Research | 4,134 | RT-PCR | 25-Jan-21 |
| 51 | Sanjiban Hospital, Howrah | 6,711 | RT-PCR | 23-Feb-21 |
| 52 | GCC DNA Diagnostic Lab | 2,755 | RT-PCR | 22-Apr-21 |
| 53 | Quadra Medical Services | 1,141 | RT-PCR | 01-May-21 |
| 54 | Hindlabs, Kolkata | 3,140 | RT-PCR | 15-May-21 |
| 55 | Pathkind Lab, Kolkata | 373 | RT-PCR | 25-May-21 |
| 56 | KPC Medical College | 37 | RT-PCR | 1-Jun-21 |
| 57 | Krishna Medica Lab, Kolkata | 85 | RT-PCR | 2-Jun-21 |
| 58 | AMRI Salt Lake | 21,346 | CBNAAT | 01-May-20 |
| 59 | CMRI | 21,026 | CBNAAT | 13-May-20 |
| 60 | Asansol DH | 14,269 | TRUENAT | 19-May-20 |
| 61 | Jhargram DH | 2,675 | TRUENAT | 19-May-20 |

Note: Average tests per CBNAAT and TRUENAT machines are 32 per day and 16 per day respectively



Department of Health & Family Welfare Govt. of West Bengal

WEST BENGAL COVID-19 HEALTH BULLETIN – 4th JUNE 2021

IX

DETAILS OF TESTING LABS

| S. No. | Name of Testing Lab | Samples Tested | Method of Testing | Functional WEF |
|--------------|--|--------------------|-------------------|----------------|
| 62 | Falakata SSH | 3,871 | TRUENAT | 20-May-20 |
| 63 | Balurghat DH | 3,532 | TRUENAT | 22-May-20 |
| 64 | Serampore DH | 1,213 | TRUENAT | 25-May-20 |
| 65 | Uluberia SSH | 1,930 | TRUENAT | 27-May-20 |
| 66 | Jangipur SDH | 1,685 | TRUENAT | 27-May-20 |
| 67 | Egra SDH | 799 | TRUENAT | 27-May-20 |
| 68 | MR Bangur Hospital | 415 | TRUENAT | 28-May-20 |
| 69 | Chanchal SDH | 559 | TRUENAT | 28-May-20 |
| 70 | Biswa Bangla Krirangan COVID Hospital | 1,17,157 | TRUENAT | 31-May-20 |
| 71 | Woodlands | 12,322 | CBNAAT | 11-Jun-20 |
| 72 | Alipurduar DH | 1,544 | TRUENAT | 16-Jun-20 |
| 73 | Basirhat DH | 496 | TRUENAT | 19-Jun-20 |
| 74 | Anandaloke Sonoscan, Siliguri | 13,546 | TRUENAT | 27-Jun-20 |
| 75 | Gangarampur SDH | 1,297 | CBNAAT | 16-Jul-20 |
| 76 | Contai SDH | 1,891 | TRUENAT | 20-Jul-20 |
| 77 | ILS hospital | 2,860 | TRUENAT | 25-Jul-20 |
| 78 | Uttar Latabari DH | 187 | TRUENAT | 04-Aug-20 |
| 79 | Nandigram SSH/DH | 793 | TRUENAT | 04-Aug-20 |
| 80 | Panskura Hospital | 436 | TRUENAT | 06-Aug-20 |
| 81 | Chittaranjan Seva Sadan Hospital | 1,735 | TRUENAT | 10-Aug-20 |
| 82 | Dr. PK Saha Hospital, Coochbihar | 5,859 | TRUENAT | 11-Aug-20 |
| 83 | Salt Lake SDH | 846 | TRUENAT | 13-Aug-20 |
| 84 | Charnock Hospital | 7,862 | TRUENAT | 14-Aug-20 |
| 85 | Gabberia SGH | 420 | TRUENAT | 15-Aug-20 |
| 86 | Spandan Disgnostic Center | 12,812 | TRUENAT | 16-Aug-20 |
| 87 | Kakdwip SSH | 277 | TRUENAT | 17-Aug-20 |
| 88 | Mal SSH | 198 | TRUENAT | 18-Aug-20 |
| 89 | Howrah DH | 184 | TRUENAT | 21-Aug-20 |
| 90 | Sagardighi SSH | 574 | TRUENAT | 02-Sep-20 |
| 91 | Domkal SSH | 164 | TRUENAT | 06-Sep-20 |
| 92 | Udaynarayanpur SGH Howrah | 53 | TRUENAT | 07-Sep-20 |
| 93 | GD Hospital & Diabetes Institute, Howrah | 2,351 | CBNAAT | 08-Sep-20 |
| 94 | Nightingale Diagnostic & Medicare Centre | 8,037 | TRUENAT | 12-Sep-20 |
| 95 | Bhagirathi Neotia Woman * Child Care Centre | 930 | CBNAAT | 16-Sep-20 |
| 96 | Krishnanagar DTC | 171 | TRUENAT | 29-Sep-20 |
| 97 | Mission Hospital, Durgapur | 16,049 | TRUENAT | 29-Sep-20 |
| 98 | Medinova, Kolkata | 4,743 | TRUENAT | 01-Oct-20 |
| 99 | MSS Bansal Medical, Kolkata | 13,218 | TRUENAT | 02-Oct-20 |
| 100 | TLJ, SGH, Howrah | 308 | TRUENAT | 02-Oct-20 |
| 101 | Narayan Memorial Hospital, Kolkata | 721 | TRUENAT | 02-Oct-20 |
| 102 | Kalimpong DH | 378 | TRUENAT | 06-Oct-20 |
| 103 | Mirik BPHC, Darjeeling | 136 | TRUENAT | 09-Oct-20 |
| 104 | Barjore SSH, Bankura | 387 | TRUENAT | 11-Oct-20 |
| 105 | Darjeeling DH | 360 | TRUENAT | 11-Oct-20 |
| 106 | Metropolis Kolkata | 67,509 | TRUENAT | 14-Oct-20 |
| 107 | Laboratory Services, Healthworld Hospitals, Durgapur | 5,658 | TRUENAT | 04-Dec-20 |
| 108 | Neotia Getwel Healthcare Centre, Siliguri | 1,337 | CBNAAT | 09-Jan-21 |
| 109 | Arogya Niketan Nursing Home | 2,398 | TRUENAT | 16-Jan-21 |
| 110 | Ruby General Hospital | 1,979 | CBNAAT | 20-Jan-21 |
| 111 | Cliniperfect Polyclinic and Diagnostics | 1,094 | TRUENAT | 23-Feb-21 |
| 112 | 10 Air Force Hospital, Hasimara | 876 | TRUENAT | 23-Apr-21 |
| 113 | 4 Air Force Hospital, Midnapore | 1,079 | TRUENAT | 23-Apr-21 |
| 114 | 164 Military Hospital, Binnaguri | 1,327 | TRUENAT | 23-Apr-21 |
| 115 | Central Hospital, SE Railway, Kolkata | 690 | CBNAAT | 23-Apr-21 |
| 116 | Zenith super speciality hospital | 1,387 | TRUENAT | 23-Apr-21 |
| 117 | Alipurduar Railway Hospital | 2,312 | TRUENAT | 23-Apr-21 |
| 118 | Antigen Test done within the State | 52,34,888 | - | - |
| 119 | Samples Tested in Labs Outside the State | 4,15,507 | RT-PCR | - |
| TOTAL | | 1,27,16,953 | | |

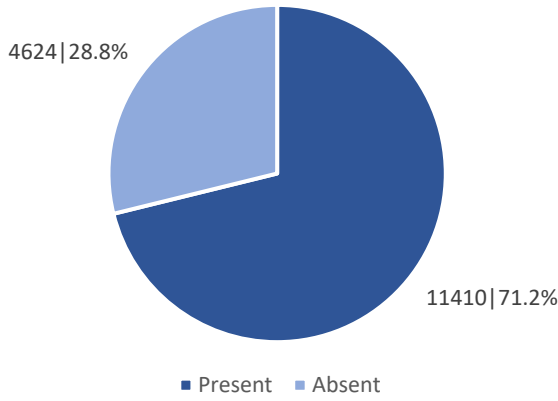
Note: Average tests per CBNAAT and TRUENAT machines are 32 per day and 16 per day respectively



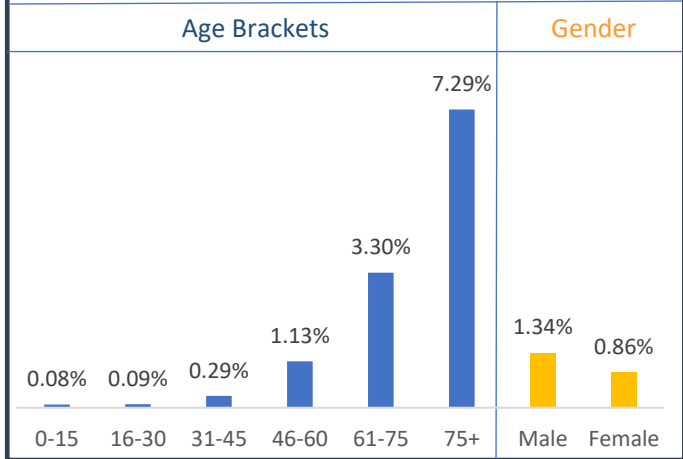
WEST BENGAL COVID-19 HEALTH BULLETIN – 4th JUNE 2021

X

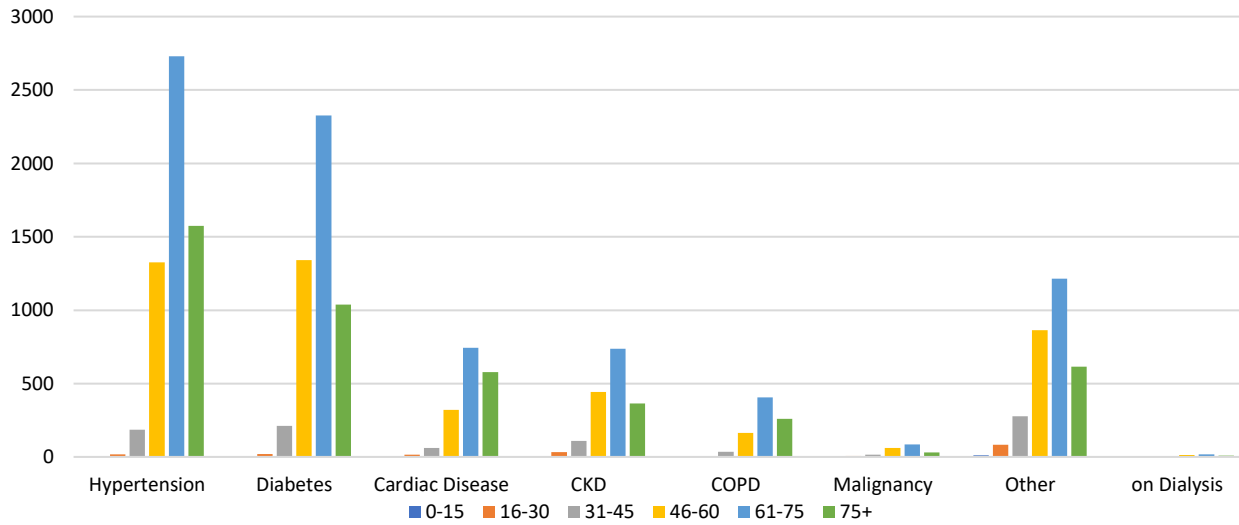
Comorbidity Status in Deceased Cases (n=16,034)



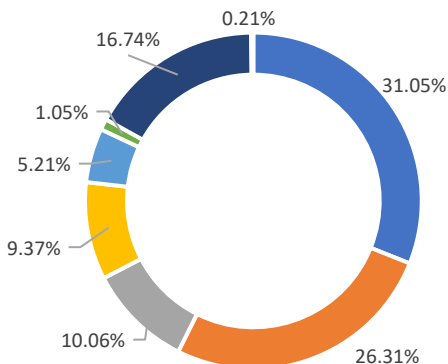
Fatality Rate in Respective Age Brackets & Gender Group



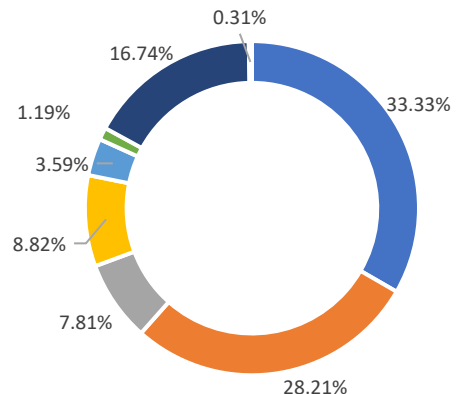
Age Group Wise Comorbidities Among Deceased



Share of Comorbidities in Male



Share of Comorbidities in Female



FATALITY ANALYSIS



Department of Health & Family Welfare Govt. of West Bengal

WEST BENGAL COVID-19 HEALTH BULLETIN – 4th JUNE 2021

XI
EQUIPMENT SUPPLY

| S. No | Equipment | Ordered by State Govt. | Received Yesterday | Total Received by State Govt. | Order Pending |
|-------|----------------------------|------------------------|--------------------|-------------------------------|---------------|
| 1 | PPEs | 42.10 L | 2,000 | 30.09 L | 12.01 L |
| 2 | N95/FFP2 Masks | 56.20 L | 10,000 | 55.19 L | 1.01 L |
| 3 | Regular Masks | 123.84 L | 20,000 | 116.70 L | 7.14 L |
| 4 | Hand Sanitizers (In Ltrs.) | 5.71 L | 1,000 | 5.23 L | 0.48 L |
| 5 | Gloves | 125.00 L | 20,000 | 107.40 L | 17.60 L |
| 6 | Thermal Guns | 20,000 | NIL | 20,000 | NIL |

XII
DEDICATED COVID-19 HELPLINE (24 X 7)

1. Dedicated COVID-19 Helpline : **1800 313 444 222**
2. Direct Telemedicine Line : **033 23576001**
3. Ambulance Service : **033 40902929**
4. COVID Telemedicine App "[Covid Telemedicine WB](#)" on Google Play Store
 - These services include allocation of beds in Govt. hospitals and Safe Homes
 - Telemedicine for citizens at large and those in home isolation
 - Ambulance service includes guidance and provision of Govt. ambulance
5. Tele-Psychological counselling services have started since August 1st, 2020.

| General Queries | | | |
|--------------------------------|---|---|-----------|
| 1 | A | Total Queries addressed in last 24 hours | 5,501 |
| | B | Total Queries addressed till 3 rd June | 18,34,055 |
| Telemedicine | | | |
| 2 | A | Total consultations given in last 24 hours | 2,401 |
| | B | Total consultations given till 3 rd June | 7,03,720 |
| Ambulance Services | | | |
| 3 | A | Ambulances assigned in last 24 hours | 701 |
| | B | Total calls received in last 24 hours | 701 |
| Tele-Psychological Counselling | | | |
| 4 | A | Counselling given in last 24 hours | 901 |
| | B | Counselling given till 3 rd June | 3,59,428 |

State Government Interventions :

- Status of availability of beds for Covid positive patients in government and private hospitals along with other related services is available at https://excise.wb.gov.in/chms/CHMS/Page/CHMS_State_Dashboard_New.aspx
- Safe Homes : An initiative by the Government of West Bengal for care and treatment of asymptomatic/mild symptomatic COVID patients for whom home isolation is not possible /advisable
- As per State Government advisory Satellite Health Facilities are being developed by private hospitals in close vicinity of their hospitals as separate health facility for treatment of asymptomatic/mild symptomatic COVID patients. This intervention is expected to free beds in the hospitals for serious patients.

All the guidelines and orders relating to Covid-19 are posted on www.wbhealth.gov.in

You can follow us on :

Facebook at: <https://www.facebook.com/wbdhfw/>

Twitter at: <https://twitter.com/wbdhfw>