



Department of Health & Family Welfare Govt. of West Bengal

WEST BENGAL COVID-19 HEALTH BULLETIN – 3rd SEPTEMBER 2020

Active COVID-19 Cases as on 3rd September: 24,039

I

COVID 19 STATUS

S. No	Subject	Number
1	Total COVID-19 Cases till 2 nd September	1,68,697
2	New COVID-19 Cases on 3 rd September	2,984
3	Total COVID-19 Cases till 3rd September (1+2)	1,71,681
4	Total Discharged	1,44,248 (+3,335)
5	Total Deaths as on 3 rd September*	3,394 (+55)
6	Active COVID-19 Cases as on 3rd September	24,039 (-406)
7	Discharge Rate (4/3)	84.02%

Note: All figures updated till 9AM, 3rd September

#Daily increase/decrease with respect to previous day is shown as (+/-)

**Complete analysis can be referred from Section X, (Page no. 5)*

II

TESTING SNAPSHOT

S. No	Subject	Number
1	Samples Tested till 2 nd September	19,75,493
2	Samples Tested on 3 rd September	45,291
3	Total Number of Samples Tested till 3rd September (1+2)	20,20,784
4	Tests per Million population	22,453
5	% of Positive Cases out of Samples Tested	8.50%
6	Total Testing Laboratories*	71
7	Testing Laboratories added this week	1
8	Testing Laboratories pending approval	1

**Detailed breakup of these laboratories is given on Page 4*

III

INFRASTRUCTURE
DETAILS

S. No	Subject	Number
1	Total Number of Hospitals dedicated for treating COVID-19	90
2	Total Number of Govt. Hospitals dedicated for treating COVID-19	35
3	Total Number of Pvt. Hospitals requisitioned for treating COVID-19	55
4	Total Number of earmarked COVID-19 Beds	12,275
5	% Occupancy in COVID Beds	32.36%
6	Total ICU Beds in the COVID Hospitals	1,243
7	Total Number of Ventilators in the COVID Hospitals	790

IV

QUARANTINE DETAILS

Institutional Quarantine		
1	Total Govt. Quarantine Centres	582
2	Total number of people in Govt. Quarantine Centres	2,457
3	Total number of people released from Govt. Quarantine Centres	1,07,384
Home Quarantine		
1	Total Home Quarantined People	5,39,322
2	Total number of people currently in Home Quarantine	58,039
3	Total number of people released from Home Quarantine	4,81,283
Safe Homes		
1	Total Number of Safe Homes	200
2	Total Number of Beds in Safe Homes	11,507
3	Total Number of Patients in Safe Homes currently	1,720



Department of Health & Family Welfare Govt. of West Bengal

WEST BENGAL COVID-19 HEALTH BULLETIN – 3rd SEPTEMBER 2020

V

DISTRICT SNAPSHOT#

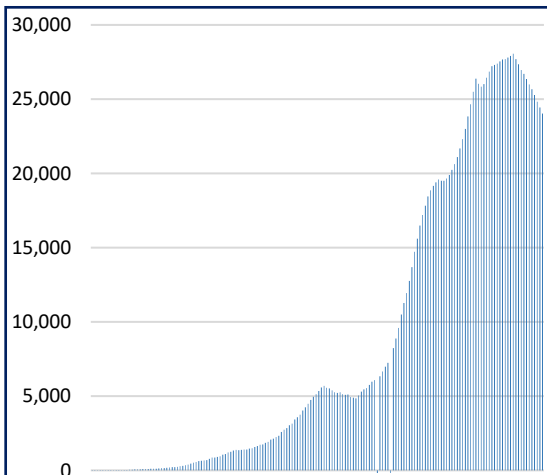
1	2	3	4	5	6 = 3-4-5	7
S. No	District	Total Cases	Total Discharged	Total Deaths	Total Active Cases	Last Reported Case
1	Alipurduar	2,434 ⁺¹⁵⁰	1,579 ⁺⁸⁵	18	837 ⁺⁶⁵	2- Sept
2	Coochbehar	3,378 ⁺¹⁸⁸	2,394 ⁺⁹⁵	10	974 ⁺⁹³	2- Sept
3	Darjeeling	5,268 ⁺⁶⁶	4,542 ⁺⁹²	76 ⁺¹	650 ⁻²⁷	2- Sept
4	Kalimpong	502 ⁺¹²	440 ⁺⁷	3	59 ⁺⁵	2- Sept
5	Jalpaiguri	3,972 ⁺¹⁷³	3,089 ⁺¹⁰²	36 ⁺¹	847 ⁺⁷⁰	2- Sept
6	Uttar Dinajpur	2,363 ⁺¹⁹	2,096 ⁺²⁶	21	246 ⁻⁷	2- Sept
7	Dakshin Dinajpur	3,912 ⁺⁴⁹	3,529 ⁺⁸²	26	357 ⁻³³	2- Sept
8	Malda	5,069 ⁺³¹	4,621 ⁺³⁸	39	409 ⁻⁷	2- Sept
9	Murshidabad	3,587 ⁺⁷¹	2,956 ⁺⁵⁸	45 ⁺¹	586 ⁺¹²	2- Sept
10	Nadia	4,152 ⁺⁹⁹	3,204 ⁺⁶³	44 ⁺²	904 ⁺³⁴	2- Sept
11	Birbhum	2,206 ⁺²⁵	1,710 ⁺¹⁴³	17 ⁺¹	479 ⁻¹¹⁹	2- Sept
12	Purulia	1,536 ⁺³⁸	1,096 ⁺⁵⁷	4 ⁺²	436 ⁻²¹	2- Sept
13	Bankura	2,850 ⁺⁹⁸	2,218 ⁺⁵⁰	22 ⁺¹	610 ⁺⁴⁷	2- Sept
14	Jhargram	270 ⁺³	228 ⁺³	2	40	2- Sept
15	Paschim Medinipur	5,099 ⁺⁶⁹	3,634 ⁺¹¹⁴	46 ⁺¹	1,419 ⁻⁴⁶	2- Sept
16	Purba Medinipur	6,716 ⁺¹⁴⁸	5,362 ⁺¹⁸⁶	70 ⁺³	1,284 ⁻⁴¹	2- Sept
17	Purba Bardhaman	2,891 ⁺²⁰	2,480 ⁺⁶¹	19	392 ⁻⁴¹	2- Sept
18	Paschim Bardhaman	4,015 ⁺⁵⁸	3,196 ⁺⁷⁵	35 ⁺¹	784 ⁻¹⁸	2- Sept
19	Howrah	13,845 ⁺¹³⁸	12,365 ⁺¹⁴⁸	391 ⁺⁶	1,089 ⁻¹⁶	2- Sept
20	Hooghly	8,120 ⁺¹⁰⁹	6,847 ⁺¹⁴⁵	142 ⁺³	1,131 ⁻³⁹	2- Sept
21	North 24 Parganas	35,990 ⁺⁷³¹	30,323 ⁺⁸⁰⁵	769 ⁺¹²	4,898 ⁻⁸⁶	2- Sept
22	South 24 Parganas	11,867 ⁺²¹⁷	10,214 ⁺¹⁷²	223 ⁺⁵	1,430 ⁺⁴⁰	2- Sept
23	Kolkata	41,573 ⁺⁴⁷²	36,062 ⁺⁷²⁸	1,333 ⁺¹⁵	4,178 ⁻²⁷¹	2- Sept
24	Other State	66	63	3	0	6-June
TOTAL		1,71,681^{+2,984}	1,44,248^{+3,335}	3,394⁺⁵⁵	24,039⁻⁴⁰⁶	

#District Wise data is subject to verification and may change

#Daily increase/decrease with respect to previous day is in superscript as +/- (Eg: +4)

VI

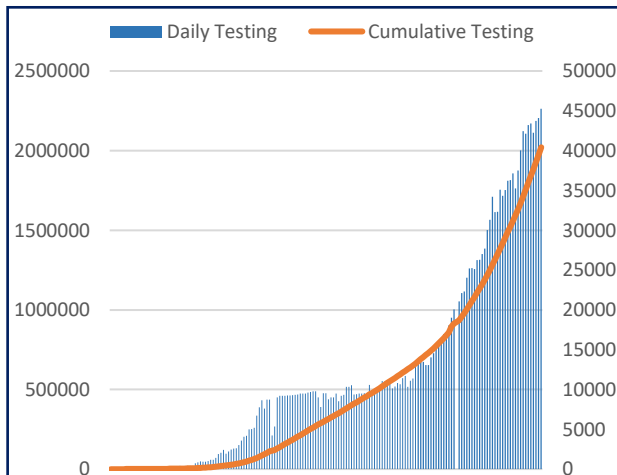
DAILY CUMULATIVE ACTIVE COVID-19 CASES



17th March to 3rd Sep

VII

SAMPLES TESTED (Daily and Cumulative)



17th March to 3rd Sep



Department of Health & Family Welfare Govt. of West Bengal

WEST BENGAL COVID-19 HEALTH BULLETIN – 3rd SEPTEMBER 2020

VIII

UNIT WISE EQUIPMENT SUPPLY (CUMULATIVE)

S. No.	Unit Name	PPE	N95/FFP2	Regular Masks		Gloves	Sanitizer (In ltr.)
				Reusable Mask	Disposable Mask		
1	Alipurduar	13,800	16,650	13,400	78,400	49,700	3,742.0
2	Bankura	27,750	27,200	24,800	1,05,050	62,200	5,548.0
3	Birbhum	25,450	16,700	30,400	57,550	11,200	4,621.0
4	Bishnupur HD	10,350	19,900	47,600	87,250	74,700	4,861.0
5	Coochbehar	24,600	16,850	24,700	23,100	4,700	3,304.0
6	Dakshin Dinajpur	13,900	13,050	21,500	81,100	55,200	4,171.0
7	Darjeeling	28,250	28,650	22,900	24,200	6,700	4,098.0
8	Diamond Harbour HD	32,750	22,300	27,000	78,550	53,500	3,034.0
9	Hooghly	35,370	26,250	41,000	96,700	70,600	6,841.0
10	Howrah	78,950	44,000	54,780	1,26,050	1,47,200	5,531.0
11	Jalpaiguri	24,800	22,600	44,300	77,000	13,700	4,363.0
12	Jhargram	8,550	9,300	24,890	38,550	33,700	3,343.0
13	Kalimpong	13,150	14,800	19,000	47,550	8,200	3,070.5
14	Malda	19,600	17,200	26,000	63,100	68,700	6,151.0
15	Murshidabad	22,333	30,880	42,700	85,100	49,200	9,780.0
16	Nadia	45,070	20,240	35,800	96,550	90,700	4,431.0
17	North 24 Parganas	53,300	35,240	31,440	1,02,000	52,700	6,433.5
18	Basirhat HD	34,320	27,230	31,280	1,04,550	1,16,000	3,597.0
19	Paschim Bardhaman	24,650	20,400	17,580	58,500	77,900	1,407.0
20	Paschim Medinipur	24,450	28,300	36,590	99,550	96,700	5,435.0
21	Purba Bardhaman	35,650	29,200	23,800	87,050	89,200	6,443.0
22	Purba Medinipur	33,550	19,700	32,220	24,550	28,100	1,731.0
23	Nandigram HD	10,250	18,900	30,140	85,050	59,200	5,929.0
24	Purulia	33,950	19,600	47,200	97,550	83,200	6,171.0
25	Rampurhat HD	16,650	17,600	27,300	38,550	41,000	3,787.0
26	South 24 Parganas	32,450	20,100	28,900	58,250	50,400	1,941.0
27	Uttar Dinajpur	30,750	27,550	41,600	73,050	54,700	4,303.0
28	Bankura S MC&H	11,500	26,650	10,200	1,16,000	1,20,900	1,460.0
29	Coochbehar MC&H	10,800	10,400	14,600	38,000	51,000	2,192.0
30	NB MC&H	26,350	52,000	20,000	1,46,200	1,31,500	5,090.0
31	Diamond Harbour MC&H	12,300	13,200	10,100	95,500	1,00,500	2,198.0
32	Malda MC&H	13,800	39,100	13,100	1,35,500	1,39,500	3,818.0
33	Murshidabad MC&H	24,630	38,950	14,600	80,500	1,09,000	1,940.0
34	Bardhaman MC&H	17,400	23,100	17,500	1,09,500	1,16,500	2,698.0
35	Medinipur MC&H	30,300	35,700	27,100	1,55,500	1,14,500	6,698.0
36	Purulia MC&H	11,300	13,700	51,600	70,500	75,500	3,098.0
37	Rampurhat MC&H	16,400	13,900	17,600	29,000	40,500	7,198.0
38	Raiganj MC&H	10,600	9,900	13,100	31,000	38,500	1,690.0
39	JNM MC&H	17,400	20,000	24,000	45,000	24,500	2,172.0
40	Sagar Dutta MC&H	29,020	40,830	17,600	90,050	1,16,000	4,778.0
41	ID & BG Hospital	33,050	43,800	20,600	73,100	53,500	2,671.0
42	RG Kar MCH	29,850	48,000	15,800	1,95,550	2,01,700	5,007.0
43	NRS MCH	41,250	44,500	30,300	1,11,550	96,200	3,140.0
44	IPGMER & SSKMH	73,900	69,590	53,100	2,97,550	2,86,500	8,567.0
45	Medical College, Kolkata	92,450	82,000	18,800	1,91,050	2,45,500	5,312.0
46	CNMCH	40,850	38,300	23,150	1,16,500	47,500	3,372.0
47	Other Govt Dept/Institutions	3,00,976	2,61,325	1,88,058	6,82,326	6,35,402	37,538.3
48	Stock in hand-In Transit	6,33,493	3,82,705	6,65,631	3,98,882	99,508	32,585.9
TOTAL		22,32,262	19,18,040	21,15,359	52,03,208	43,93,210	2,67,290.2

**In addition to State supply, local procurement is also done.*



Department of Health & Family Welfare Govt. of West Bengal

WEST BENGAL COVID-19 HEALTH BULLETIN – 3rd SEPTEMBER 2020

IX

DETAILS OF TESTING LABS

S. No.	Name of Testing Lab	Samples Tested	Method of Testing	Functional WEF
1	NICED	1,06,811	RT-PCR	Since Beginning
2	SSKM	1,13,608	RT-PCR	17-Mar
3	Medinipur MCH	97,912	RT-PCR	24-Mar
4	North Bengal MCH	1,26,174	RT-PCR	29-Mar
5	School of Tropical Medicine	70,111	RT-PCR	01-Apr
6	Apollo Hospital	13,802	RT-PCR	06-Apr
7	Tata Medical Centre	10,240	RT-PCR	06-Apr
8	Malda MCH	77,550	RT-PCR	08-Apr
9	Dr. Lal Pathlab	94,986	RT-PCR	17-Apr
10	Command Hospital	11,141	RT-PCR	17-Apr
11	CNCI	8,612	RT-PCR	22-Apr
12	RG Kar MCH	94,661	RT-PCR	24-Apr
13	SURAKSHA	55,122	RT-PCR	24-Apr
14	Murshidabad MCH	66,426	RT-PCR	26-Apr
15	Peerless	18,162	RT-PCR	30-Apr
16	Burdwan MCH	59,318	RT-PCR	06-May
17	MCH Kolkata	32,599	RT-PCR	08-May
18	NRS MCH	37,826	RT-PCR	12-May
19	Sanaka Hospitals	45,810	RT-PCR	12-May
20	Medica Hospital	47,054	RT-PCR	15-May
21	Bankura MCH	49,702	RT-PCR	22-May
22	Suri DH	37,204	RT-PCR	22-May
23	Coochbehar GMCH	16,908	RT-PCR	06-Jun
24	COMJNM Kalyani	38,130	RT-PCR	10-Jun
25	Desun Hospital	1,631	RT-PCR	17-Jun
26	RN Tagore Hospital	5,800	RT-PCR	24-Jun
27	Raigunj MCH	21,428	RT-PCR	26-Jun
28	Jagannath Gupta Institute of Medical Sciences	1,202	RT-PCR	06-Jul
29	ESI-Postgraduate Institute of Medical Science and Research	2,168	RT-PCR	16-Jul
30	Remedy Lifecare, Kolkata	1,855	RT-PCR	21-Jul
31	AMRI Dhakuria	11,442	RT-PCR	19-May
32	Rampurhat MCH	21,076	RT-PCR	19-May
33	CNMCH	8,964	RT-PCR	20-May
34	DH GMCH	18,649	RT-PCR	20-May
35	COMSDH	11,125	RT-PCR	27-May
36	Purulia Govt. MCH	16,618	RT-PCR	03-Jun
37	SRL Lab	6,825	RT-PCR	18-Jun
38	Probe diagnostics	293	RT-PCR	14-Aug
39	AMRI Salt Lake	4,868	CBNAAT	01-May
40	CMRI	3,763	CBNAAT	13-May
41	Asansol DH	1,293	TRUENAT	19-May
42	Jhargram DH	1,040	TRUENAT	19-May
43	Falakata SSH	2,186	TRUENAT	20-May
44	Balurghat DH	1,695	TRUENAT	22-May
45	Serampore DH	1,031	TRUENAT	25-May
46	Uluberia SSH	1,105	TRUENAT	27-May
47	Jangipur SDH	826	TRUENAT	27-May
48	Egra SDH	331	TRUENAT	27-May
49	MR Bangur Hospital	311	TRUENAT	28-May
50	Chanchal SDH	365	TRUENAT	28-May
51	Biswa Bangla Krirangan COVID Hospital	23,285	TRUENAT	31-May
52	Woodlands	1,751	CBNAAT	11-Jun
53	Alipurduar DH	1,289	TRUENAT	16-Jun
54	Basirhat DH	248	TRUENAT	19-Jun
55	Anandaloke Sonoscan, Siliguri	691	TRUENAT	27-Jun
56	Gangarampur SDH	503	CBNAAT	16-Jul
57	Contai SDH	286	TRUENAT	20-Jul
58	ILS hospital	471	TRUENAT	25-Jul
59	Uttar Latabari DH	72	TRUENAT	04-Aug
60	Nandigram SSH/DH	103	TRUENAT	04-Aug
61	Panskura Hospital	32	TRUENAT	06-Aug
62	Chittaranjan Seva Sadan Hospital	50	TRUENAT	10-Aug
63	Dr. PK Saha Hospital, Coochbihar	265	TRUENAT	11-Aug
64	Salt Lake SDH	70	TRUENAT	13-Aug
65	Charnock Hospital	187	TRUENAT	14-Aug
66	Gabberia SGH	24	TRUENAT	15-Aug
67	Spandan Disgnostic Center	434	TRUENAT	16-Aug
68	Kakdwip SSH	37	TRUENAT	17-Aug
69	Mal SSH	27	TRUENAT	18-Aug
70	Howrah DH	28	TRUENAT	21-Aug
71	Sagardighi SSH	1	TRUENAT	2-Sept
72	Antigen Test done within the State	4,74,369	-	-
73	Samples Tested in Labs Outside the State	38,802	RT-PCR	-
TOTAL		20,20,784		

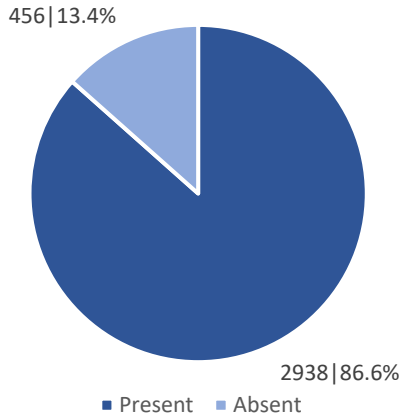
Note: Average tests per CBNAAT and TRUENAT machines are 32 per day and 16 per day respectively



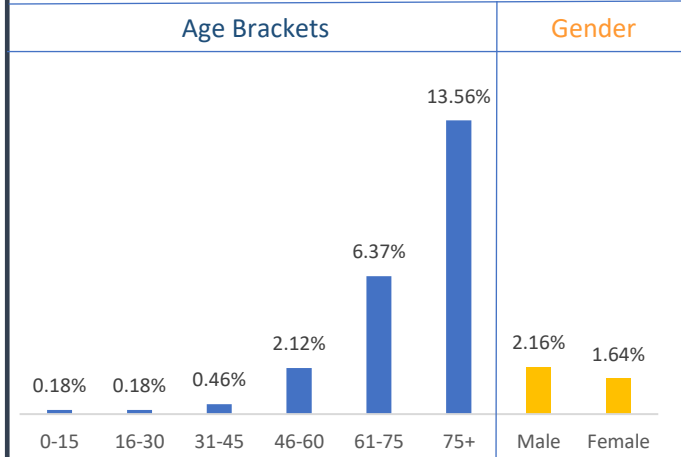
WEST BENGAL COVID-19 HEALTH BULLETIN – 3rd SEPTEMBER 2020

X

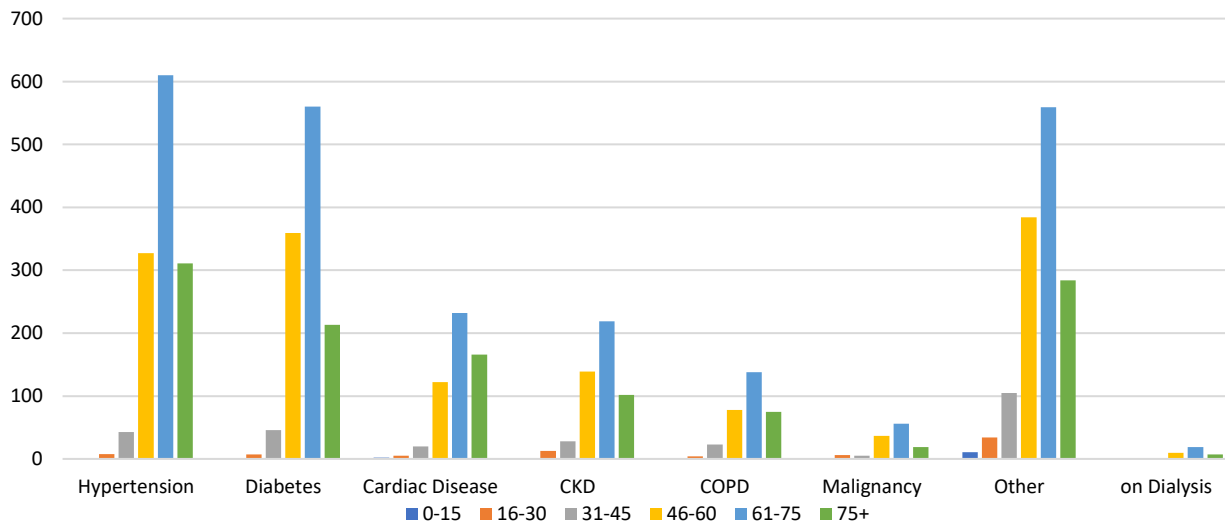
Comorbidity Status in Deceased Cases (n=3,394)



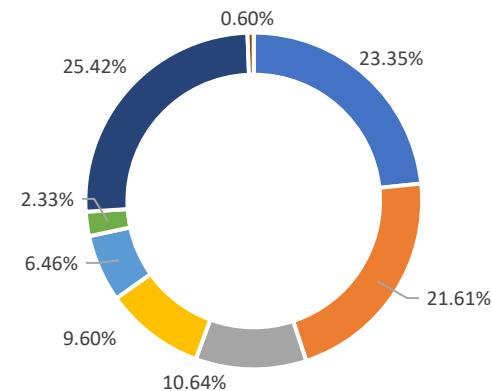
Fatality Rate in Respective Age Brackets & Gender Group



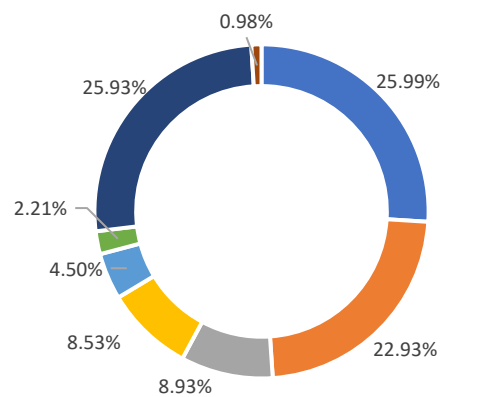
Age Group Wise Comorbidities Among Deceased



Share of Comorbidities in Male



Share of Comorbidities in Female



FATALITY ANALYSIS

■ Hypertension ■ Diabetes ■ Cardiac Disease ■ CKD ■ COPD ■ Malignancy ■ Other ■ on Dialysis



Department of Health & Family Welfare Govt. of West Bengal

WEST BENGAL COVID-19 HEALTH BULLETIN – 3rd SEPTEMBER 2020

XI
EQUIPMENT SUPPLY

S. No	Equipment	Ordered by State Govt.	Received Yesterday	Total Received by State Govt.	Order Pending
1	PPEs	29.10 L	7,000	21.61 L	7.49 L
2	N95/FFP2 Masks	37.50 L	22,000	18.22 L	19.28 L
3	Regular Masks	59.50 L	26,000	52.91 L	6.59 L
4	Hand Sanitizers (In Ltrs.)	2.51 L	500	2,49,500	1,500
5	Gloves	44.50 L	20,000	40.80 L	3.70 L
6	Thermal Guns	20,000	NIL	20,000	NIL

XII
DEDICATED COVID-19 HELPLINE (24 X 7)

1. Dedicated COVID-19 Helpline : **1800 313 444 222**
2. Direct Telemedicine Line : **033 23576001**
3. Ambulance Service : **033 40902929**
4. COVID Telemedicine App "[Covid Telemedicine WB](#)" on Google Play Store
 - These services include allocation of beds in Govt. hospitals and Safe Homes
 - Telemedicine for citizens at large and those in home isolation
 - Ambulance service includes guidance and provision of Govt. ambulance
5. Tele-Psychological counselling services have started since August 1st, 2020.

General Queries			
1	A	Total Queries addressed in last 24 hours	3,911
	B	Total Queries addressed till 2 nd September	11,50,958
Telemedicine			
2	A	Total consultations given in last 24 hours	4,257
	B	Total consultations given till 2 nd September	1,57,901
Ambulance Services			
3	A	Ambulances assigned in last 24 hours	481
	B	Total calls received in last 24 hours	492
Tele-Psychological Counselling			
4	A	Counselling given in last 24 hours	1,329
	B	Counselling given till 2 nd September	46,991

State Government Interventions :

- Status of availability of beds for COVID positive patients in government and private hospitals is available at Health & FW Department's website: www.wbhealth.gov.in
- Safe Homes : An initiative by the Government of West Bengal for care and treatment of asymptomatic/mild symptomatic COVID patients for whom home isolation is not possible /advisable
- As per State Government advisory Satellite Health Facilities are being developed by private hospitals in close vicinity of their hospitals as separate health facility for treatment of asymptomatic/mild symptomatic COVID patients. This intervention is expected to free beds in the hospitals for serious patients.

All the guidelines and orders relating to Covid-19 are posted on www.wbhealth.gov.in

You can follow us on :

Facebook at: <https://www.facebook.com/wbdhfw/>

Twitter at: <https://twitter.com/wbdhfw>