



Department of Health & Family Welfare Govt. of West Bengal

WEST BENGAL COVID-19 HEALTH BULLETIN – 3rd SEP 2021

COVID 19 STATUS

| S. No | Subject | Number |
|-------|---|--------------------|
| 1 | New COVID-19 Cases on 3 rd Sep | 686 |
| 2 | Total COVID-19 Cases till 3rd Sep | 15,50,664 |
| 3 | Total Discharged | 15,23,487 (+715) |
| 4 | Total Deaths as on 3 rd Sep* | 18,483 (+11) |
| 5 | Active COVID-19 Cases as on 3rd Sep | 8,694 (-40) |
| 6 | Discharge Rate (3/2) | 98.25% |
| 7 | Fatality Rate (4/2) | 1.19% |

Note: All figures updated till 9AM, 3rd Sep

#Daily increase/decrease with respect to previous day is shown as (+/-)

*Complete analysis can be referred from Section X, (Page no. 5)

TESTING SNAPSHOT

| S. No | Subject | Number |
|-------|---|--------------------|
| 1 | Samples Tested on 3 rd Sep | 43,504 |
| 2 | Total Number of Samples Tested till 3rd Sep | 1,71,22,925 |
| 3 | Positivity Rate as on 3rd Sep | 1.58% |
| 4 | Tests per Million population | 1,90,255 |
| 5 | Total Testing Laboratories* | 142 |
| 6 | RT-PCR/Antigen Test Ratio | 52:48 |

*Detailed breakup of these laboratories is given on Page 3 and Page 4

TREATMENT INFRASTRUCTURE SNAPSHOT

| S. No | Subject | Number |
|-------|--|--------|
| 1 | Total Number of Hospitals dedicated for treating COVID-19 | 203 |
| 2 | Total Number of Govt. Hospitals dedicated for treating COVID-19 | 196 |
| 3 | Total Number of Pvt. Hospitals requisitioned for treating COVID-19 | 7 |
| 4 | Total Number of earmarked COVID-19 Beds | 23,947 |
| 5 | % Occupancy in COVID Beds | 3.24% |
| 6 | Total ICU/HDU Beds in the COVID Hospitals | 2,861 |
| 7 | Total Number of Safe Homes | 200 |
| 8 | Total Number of Beds in Safe Homes | 11,507 |

ACTIVE CASES SNAPSHOT

| S. No | Subject | Number |
|-------|--|--------|
| 1 | Total number of people currently in Home Isolation | 7,392 |
| 2 | Total Number of Patients in Hospitals | 1,066 |
| 3 | Total Number of Patients in Safe Homes | 236 |

VACCINATION STATUS

| S. No | Subject | Number |
|-------|--|-------------|
| 1 | Total Number of people vaccinated on 3 rd Sep | 6,08,700 |
| 2 | First Dose on 3 rd Sep | 4,40,447 |
| 3 | Second Dose on 3 rd Sep | 1,68,253 |
| 4 | Cumulative Vaccination till 3 rd Sep | 4,21,55,933 |
| 5 | Cumulative Vaccination First Dose | 3,02,92,931 |
| 6 | Cumulative Vaccination Second Dose | 1,18,63,002 |
| 7 | Number of CVC (Common Vaccination Centres) | 2,336 |
| 8 | Cumulative AEFI cases reported | 3,616 |
| 9 | Vaccine wastage | -7% |



Department of Health & Family Welfare Govt. of West Bengal

WEST BENGAL COVID-19 HEALTH BULLETIN – 3rd SEP 2021

VI

DISTRICT COVID-19 STATUS#

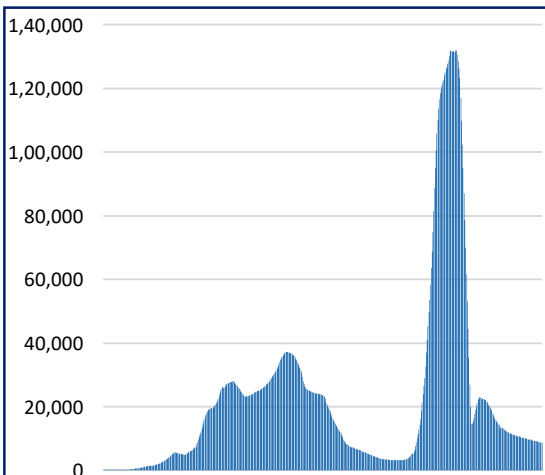
| 1 | 2 | 3 | 4 | 5 | 6 = 3-4-5 | 7 |
|--------------|-------------------|---------------------------------|---------------------------------|-----------------------------|----------------------------|--------------------|
| S. No | District | Total Cases | Total Discharged | Total Deaths | Total Active Cases | Last Reported Case |
| 1 | Alipurduar | 15,240 ⁺⁸ | 15,007 ⁺¹¹ | 99 | 134 ⁻³ | 2-Sep-21 |
| 2 | Coochbehar | 28,525 ⁺²¹ | 28,089 ⁺²⁸ | 95 | 341 ⁻⁷ | 2-Sep-21 |
| 3 | Darjeeling | 55,315 ⁺⁴⁹ | 54,065 ⁺⁶¹ | 518 | 732 ⁻¹² | 2-Sep-21 |
| 4 | Kalimpong | 6,740 ⁺¹² | 6,542 ⁺¹² | 52 | 146 | 2-Sep-21 |
| 5 | Jalpaiguri | 40,894 ⁺²⁰ | 39,972 ⁺³¹ | 553 | 369 ⁻¹¹ | 2-Sep-21 |
| 6 | Uttar Dinajpur | 19,628 ⁺⁸ | 19,318 ⁺⁶ | 235 | 75 ⁺² | 2-Sep-21 |
| 7 | Dakshin Dinajpur | 17,153 ⁺⁷ | 16,873 ⁺⁹ | 169 | 111 ⁻² | 2-Sep-21 |
| 8 | Malda | 32,838 ⁺⁶ | 32,581 ⁺⁶ | 185 | 72 | 2-Sep-21 |
| 9 | Murshidabad | 33,738 ⁺⁴ | 33,356 ⁺⁵ | 325 | 57 ⁻¹ | 2-Sep-21 |
| 10 | Nadia | 70,618 ⁺⁴⁵ | 69,300 ⁺⁴⁶ | 756 ⁺¹ | 562 ⁻² | 2-Sep-21 |
| 11 | Birbhum | 40,563 ⁺⁹ | 40,191 ⁺⁷ | 285 | 87 ⁺² | 2-Sep-21 |
| 12 | Purulia | 19,290 ⁺⁵ | 19,126 ⁺⁴ | 113 | 51 ⁺¹ | 2-Sep-21 |
| 13 | Bankura | 35,227 ⁺²⁴ | 34,666 ⁺²⁴ | 266 | 295 | 2-Sep-21 |
| 14 | Jhargram | 11,733 ⁺¹⁴ | 11,514 ⁺¹⁶ | 27 | 192 ⁻² | 2-Sep-21 |
| 15 | Paschim Medinipur | 51,916 ⁺³⁴ | 50,944 ⁺³⁹ | 501 | 471 ⁻⁵ | 2-Sep-21 |
| 16 | Purba Medinipur | 61,772 ⁺³⁴ | 60,865 ⁺⁴⁴ | 382 | 525 ⁻¹⁰ | 2-Sep-21 |
| 17 | Purba Bardhaman | 40,647 ⁺¹² | 40,206 ⁺²² | 187 | 254 ⁻¹⁰ | 2-Sep-21 |
| 18 | Paschim Bardhaman | 56,743 ⁺²⁰ | 56,198 ⁺¹⁶ | 351 | 194 ⁺⁴ | 2-Sep-21 |
| 19 | Howrah | 95,742 ⁺⁴⁸ | 93,723 ⁺⁴² | 1,497 | 522 ⁺⁶ | 2-Sep-21 |
| 20 | Hooghly | 83,087 ⁺⁴² | 81,605 ⁺⁴⁵ | 941 ⁺² | 541 ⁻⁵ | 2-Sep-21 |
| 21 | North 24 Parganas | 3,22,162 ⁺¹⁰⁹ | 3,16,359 ⁺⁹⁴ | 4,642 ⁺⁴ | 1,161 ⁺¹¹ | 2-Sep-21 |
| 22 | South 24 Parganas | 97,821 ⁺⁴⁵ | 95,880 ⁺⁵⁴ | 1,288 ⁺¹ | 653 ⁻¹⁰ | 2-Sep-21 |
| 23 | Kolkata | 3,13,206 ⁺¹¹⁰ | 3,07,044 ⁺⁹³ | 5,013 ⁺³ | 1,149 ⁺¹⁴ | 2-Sep-21 |
| 24 | Other State | 66 | 63 | 3 | 0 | 6-Jun-20 |
| TOTAL | | 15,50,664⁺⁶⁸⁶ | 15,23,487⁺⁷¹⁵ | 18,483⁺¹¹ | 8,694⁻⁴⁰ | |

#District Wise data is subject to verification and may change

#Daily increase/decrease with respect to previous day is in superscript as +/- (Eg: +4)

VII

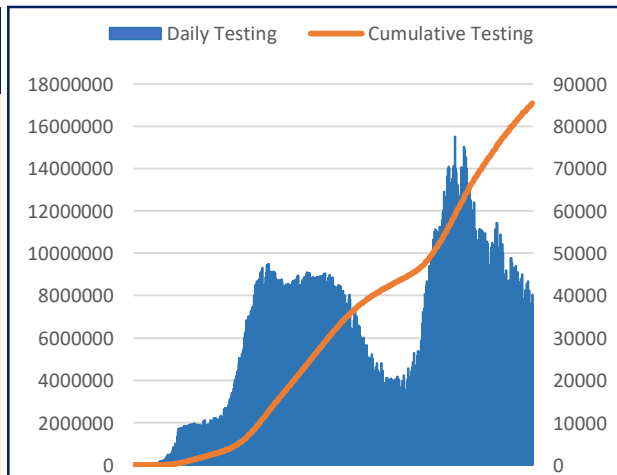
DAILY CUMULATIVE ACTIVE COVID-19 CASES



17th March 2020 to 3rd Sep 2021

VIII

SAMPLES TESTED (Daily and Cumulative)



17th March 2020 to 3rd Sep 2021



Department of Health & Family Welfare Govt. of West Bengal

WEST BENGAL COVID-19 HEALTH BULLETIN – 3rd SEP 2021

IX

DETAILS OF TESTING LABS

| S. No. | Name of Testing Lab | District | Authority | Samples Tested | Testing Method | Functional WEF |
|--------|--|-------------------|--------------|----------------|----------------|-----------------|
| 1 | NICED | Kolkata | Central Govt | 3,21,478 | RT-PCR | Since Beginning |
| 2 | SSKM | Kolkata | State Govt | 4,54,329 | RT-PCR | 17-Mar-20 |
| 3 | Medinipur MCH | Paschim Midnapore | State Govt | 2,37,313 | RT-PCR | 24-Mar-20 |
| 4 | North Bengal MCH | Darjeeling | State Govt | 5,51,704 | RT-PCR | 29-Mar-20 |
| 5 | School of Tropical Medicine | Kolkata | State Govt | 3,22,198 | RT-PCR | 01-Apr-20 |
| 6 | Apollo Hospital | North 24 Pargana | PVT | 90,037 | RT-PCR | 06-Apr-20 |
| 7 | Tata Medical Centre | North 24 Pargana | PVT | 30,366 | RT-PCR | 06-Apr-20 |
| 8 | Malda MCH | Malda | State Govt | 3,94,692 | RT-PCR | 08-Apr-20 |
| 9 | Dr. Lal Pathlab | North 24 Pargana | PVT | 4,76,020 | RT-PCR | 17-Apr-20 |
| 10 | Command Hospital | Kolkata | Central Govt | 52,469 | RT-PCR | 17-Apr-20 |
| 11 | CNCI | Kolkata | Central Govt | 38,819 | RT-PCR | 22-Apr-20 |
| 12 | RG Kar MCH | Kolkata | State Govt | 3,58,839 | RT-PCR | 24-Apr-20 |
| 13 | SURAKSHA | North 24 Pargana | PVT | 2,79,045 | RT-PCR | 24-Apr-20 |
| 14 | Murshidabad MCH | Murshidabad | State Govt | 3,15,771 | RT-PCR | 26-Apr-20 |
| 15 | Peerless | Kolkata | PVT | 1,01,497 | RT-PCR | 30-Apr-20 |
| 16 | Burdwan MCH | Burdwan | State Govt | 3,04,465 | RT-PCR | 06-May-20 |
| 17 | MCH Kolkata | Kolkata | State Govt | 1,57,566 | RT-PCR | 08-May-20 |
| 18 | NRS MCH | Kolkata | State Govt | 1,93,674 | RT-PCR | 12-May-20 |
| 19 | Sanaka Hospitals | Paschim Burdwan | PVT | 1,43,249 | RT-PCR | 12-May-20 |
| 20 | Medica Hospital | Kolkata | PVT | 1,74,707 | RT-PCR | 15-May-20 |
| 21 | Bankura MCH | Bankura | State Govt | 2,88,911 | RT-PCR | 22-May-20 |
| 22 | Suri DH | Birbhum | State Govt | 1,95,916 | RT-PCR | 22-May-20 |
| 23 | Coochbehar GMCH | Cooch Bihar | State Govt | 2,90,266 | RT-PCR | 06-Jun-20 |
| 24 | COMJNM Kalyani | Nadia | State Govt | 2,55,254 | RT-PCR | 10-Jun-20 |
| 25 | Desun Hospital | Kolkata | PVT | 12,875 | RT-PCR | 17-Jun-20 |
| 26 | RN Tagore Hospital | Kolkata | PVT | 70,354 | RT-PCR | 24-Jun-20 |
| 27 | Raigunj MCH | Uttar Dinajpur | State Govt | 1,42,607 | RT-PCR | 26-Jun-20 |
| 28 | Jagannath Gupta Institute of Medical Sciences | South 24 Pargana | PVT | 9,522 | RT-PCR | 06-Jul-20 |
| 29 | ESI-PGIMSIR | Kolkata | PVT | 22,701 | RT-PCR | 16-Jul-20 |
| 30 | Remedy Lifecare, Kolkata | Kolkata | PVT | 21,660 | RT-PCR | 21-Jul-20 |
| 31 | AMRI Dhakuria | Kolkata | PVT | 80,088 | RT-PCR | 19-May-20 |
| 32 | Rampurhat MCH | Birbhum | State Govt | 1,62,450 | RT-PCR | 19-May-20 |
| 33 | CNMCH | Kolkata | State Govt | 1,24,434 | RT-PCR | 20-May-20 |
| 34 | DH GMCH | South 24 Pargana | State Govt | 2,78,985 | RT-PCR | 20-May-20 |
| 35 | COMSDH | North 24 Pargana | State Govt | 97,848 | RT-PCR | 27-May-20 |
| 36 | Purulia Govt. MCH | Purulia | State Govt | 1,73,026 | RT-PCR | 03-Jun-20 |
| 37 | SRL Lab | Kolkata | PVT | 3,27,783 | RT-PCR | 18-Jun-20 |
| 38 | Probe diagnostics | Kolkata | PVT | 77,032 | RT-PCR | 14-Aug-20 |
| 39 | Pulse Diagnostics | Kolkata | PVT | 1,20,924 | RT-PCR | 12-Sep-20 |
| 40 | RB Diagnostic Kolkata | Kolkata | PVT | 1,50,112 | RT-PCR | 20-Sep-20 |
| 41 | Purba Medinipur DH | Purba Midnapur | State Govt | 97,538 | RT-PCR | 24-Sep-20 |
| 42 | B.P. Poddar Hospital & Medical Research Ltd | Kolkata | PVT | 5,059 | RT-PCR | 27-Oct-20 |
| 43 | Swastik Clinic & Seva Sadan Pvt. Ltd., Birbhum | Birbhum | PVT | 1,519 | RT-PCR | 27-Oct-20 |
| 44 | Repromed Diagnostic Ltd | Kolkata | PVT | 37,395 | RT-PCR | 24-Sep-20 |
| 45 | Gouri Devi Institute of Medical Sciences | Purba Burdwan | PVT | 7,371 | RT-PCR | 07-Nov-20 |
| 46 | IQ City Medical College Durgapur | Paschim Burdwan | PVT | 20,529 | RT-PCR | 04-Dec-20 |
| 47 | Imambara DH, Hooghly | Hooghly | State Govt | 96,820 | RT-PCR | 15-Dec-20 |
| 48 | Saroj Gupta Cancer Center & Research Institute | Kolkata | PVT | 7,262 | RT-PCR | 23-Dec-20 |
| 49 | Lasco Medicare Pvt. Ltd. Howrah | Howrah | PVT | 18,254 | RT-PCR | 05-Jan-21 |
| 50 | Icare Institute of Medical Sciences and Research | Purba Midnapur | PVT | 9,117 | RT-PCR | 25-Jan-21 |
| 51 | Sanjiban Hospital, Howrah | Howrah | PVT | 11,051 | RT-PCR | 23-Feb-21 |
| 52 | GCC DNA Diagnostic Lab | South 24 Pargana | PVT | 4,374 | RT-PCR | 22-Apr-21 |
| 53 | Quadra Medical Services | Kolkata | PVT | 1,863 | RT-PCR | 01-May-21 |
| 54 | Hindlabs, Kolkata | North 24 Pargana | PVT | 24,353 | RT-PCR | 15-May-21 |
| 55 | Pathkind Lab, Kolkata | Kolkata | PVT | 15,068 | RT-PCR | 25-May-21 |
| 56 | KPC Medical College | Kolkata | PVT | 1,548 | RT-PCR | 1-Jun-21 |
| 57 | Krishna Medica Lab, Kolkata | Kolkata | PVT | 14,826 | RT-PCR | 2-Jun-21 |
| 58 | Institute of Neurosciences, Kolkata | Kolkata | PVT | 1,341 | RT-PCR | 4-Jun-21 |
| 59 | Life Cell International, Kolkata | North 24 Pargana | PVT | 14,346 | RT-PCR | 4-Jun-21 |
| 60 | The Apollo Clinic - Pvt.Ltd. | Kolkata | PVT | 4,366 | RT-PCR | 8-Jun-21 |
| 61 | Genu Path Labs | North 24 Pargana | PVT | 1,472 | RT-PCR | 27-Jun-21 |
| 62 | Dr. ABG's Pathoscan Center | Purba Burdwan | PVT | 1,892 | RT-PCR | 30-Jun-21 |
| 63 | Aloka Medicare Pvt Ltd | Kolkata | PVT | 1,993 | RT-PCR | 8-July-21 |
| 64 | Burnpur Hospital (SAIL-IISCO) | Paschim Burdwan | PVT | 2,102 | RT-PCR | 8-July-21 |
| 65 | Nirnayan Healthcare Pvt Ltd | North 24 Pargana | PVT | 5,681 | RT-PCR | 18-July-21 |
| 66 | Welkin Medicare Pvt Ltd | Kolkata | PVT | 1,062 | RT-PCR | 30-July-21 |
| 67 | Organ Diagnostic Centre | Kolkata | PVT | 1,689 | RT-PCR | 31-July-21 |
| 68 | Specialist Clinic & Diagnostic | North 24 Pargana | PVT | 1,754 | RT-PCR | 03-Aug-21 |
| 69 | Medionn Diagnostic Ltd | Howrah | PVT | 1,817 | RT-PCR | 5-Aug-21 |
| 70 | Molecular Lab of Paramount Hospital | Darjeeling | PVT | 161 | RT-PCR | 12-Aug-21 |
| 71 | Lakhotia Diagnostic Services | Howrah | PVT | 295 | RT-PCR | 20-Aug-21 |
| 72 | One Diagnostics | Kolkata | PVT | 212 | RT-PCR | 20-Aug-21 |
| 73 | District Hospital SSB | Jalpaiguri | PVT | 2,106 | RT-PCR | 26-Aug-21 |

Note: Average tests per CBNAAT and TRUENAT machines are 32 per day and 16 per day respectively



Department of Health & Family Welfare Govt. of West Bengal

WEST BENGAL COVID-19 HEALTH BULLETIN – 3rd SEP 2021

IX

DETAILS OF TESTING LABS

| S. No. | Name of Testing Lab | District | Authority | Samples Tested | Testing Method | Functional WEF |
|--------|--|-------------------|--------------|--------------------|----------------|----------------|
| 74 | Diverse Genomics Pvt Ltd | Kolkata | PVT | 11 | RT-PCR | 28-Aug-21 |
| 75 | See Cure Lab | North 24 Pargana | PVT | 53 | RT-PCR | 31-Aug-21 |
| 76 | B M Birla Hospital | Kolkata | PVT | 1,145 | RT-LAMP | 7-Jun-21 |
| 77 | Agrasen Healthcare Centre | Jalpaiguri | PVT | 2,259 | RT-LAMP | 22-July-21 |
| 78 | Reliable Multispeciality Clinic | North 24 Pargana | PVT | 59 | RT-LAMP | 31-Aug-21 |
| 79 | Shri VishudhanandSaraswati Marwari Hospital | Kolkata | PVT | 21 | TRUENAT | 31-Aug-21 |
| 80 | AMRI Salt Lake | North 24 Pargana | PVT | 25,959 | CBNAAT | 01-May-20 |
| 81 | CMRI | Kolkata | PVT | 25,440 | CBNAAT | 13-May-20 |
| 82 | Asansol DH | Paschim Burdwan | State Govt | 44,534 | TRUENAT | 19-May-20 |
| 83 | Jhargram DH | Jhargram | State Govt | 2,754 | TRUENAT | 19-May-20 |
| 84 | Falakata SSH | Alipurduar | State Govt | 3,872 | TRUENAT | 20-May-20 |
| 85 | Balurghat DH | Dakshin Dinajpur | State Govt | 3,627 | TRUENAT | 22-May-20 |
| 86 | Serampore DH | Hooghly | State Govt | 1,214 | TRUENAT | 25-May-20 |
| 87 | Uluberia SSH | Howrah | State Govt | 1,988 | TRUENAT | 27-May-20 |
| 88 | Jangipur SDH | Murshidabad | State Govt | 1,685 | TRUENAT | 27-May-20 |
| 89 | Egra SDH | Purba Midnapur | State Govt | 823 | TRUENAT | 27-May-20 |
| 90 | MR Bangur Hospital | South 24 Pargana | State Govt | 418 | TRUENAT | 28-May-20 |
| 91 | Chanchal SDH | Malda | State Govt | 559 | TRUENAT | 28-May-20 |
| 92 | Biswa Bangla Krirangan COVID Hospital | Jalpaiguri | State Govt | 1,79,010 | TRUENAT | 31-May-20 |
| 93 | Parkview Super Speciality Hospital | North 24 Pargana | PVT | 125 | TRUENAT | 26-Aug-21 |
| 94 | Woodlands | Kolkata | PVT | 15,482 | CBNAAT | 11-Jun-20 |
| 95 | Alipurduar DH | Alipurduar | State Govt | 1,585 | TRUENAT | 16-Jun-20 |
| 96 | Basirhat DH | North 24 Pargana | State Govt | 512 | TRUENAT | 19-Jun-20 |
| 97 | Anandaloke Sonoscan, Siliguri | Darjeeling | PVT | 20,911 | TRUENAT | 27-Jun-20 |
| 98 | Gangarampur SDH | Dakshin Dinajpur | State Govt | 1,313 | CBNAAT | 16-Jul-20 |
| 99 | Contai SDH | Purba Midnapur | State Govt | 1,902 | TRUENAT | 20-Jul-20 |
| 100 | ILS hospital | Kolkata | PVT | 4,493 | TRUENAT | 25-Jul-20 |
| 101 | Uttar Latabari DH | Alipurduar | State Govt | 337 | TRUENAT | 04-Aug-20 |
| 102 | Nandigram SSH/DH | Purba Midnapur | State Govt | 826 | TRUENAT | 04-Aug-20 |
| 103 | Panskura Hospital | Purba Midnapur | State Govt | 436 | TRUENAT | 06-Aug-20 |
| 104 | Chittaranjan Seva Sadan Hospital | Kolkata | State Govt | 1,769 | TRUENAT | 10-Aug-20 |
| 105 | Dr. PK Saha Hospital, Coochbihar | Cooch Bihar | PVT | 7,937 | TRUENAT | 11-Aug-20 |
| 106 | Salt Lake SDH | North 24 Pargana | State Govt | 853 | TRUENAT | 13-Aug-20 |
| 107 | Charnock Hospital | Kolkata | PVT | 10,453 | TRUENAT | 14-Aug-20 |
| 108 | Gabberia SGH | Howrah | State Govt | 782 | TRUENAT | 15-Aug-20 |
| 109 | Spandan Disgnostic Center | Paschim Midnapore | PVT | 11,957 | TRUENAT | 16-Aug-20 |
| 110 | Kakdwip SSH | South 24 Pargana | State Govt | 277 | TRUENAT | 17-Aug-20 |
| 111 | Mal SSH | Jalpaiguri | State Govt | 198 | TRUENAT | 18-Aug-20 |
| 112 | Howrah DH | Howrah | State Govt | 185 | TRUENAT | 21-Aug-20 |
| 113 | Spandan Hospital, Kolkata | North 24 Pargana | PVT | 4,894 | TRUENAT | 01-Sep-20 |
| 114 | Sagardighi SSH | Murshidabad | State Govt | 622 | TRUENAT | 02-Sep-20 |
| 115 | Domkal SSH | Murshidabad | State Govt | 164 | TRUENAT | 06-Sep-20 |
| 116 | Udaynarayanpur SGH Howrah | Howrah | State Govt | 53 | TRUENAT | 07-Sep-20 |
| 117 | GD Hospital & Diabetes Institute, Howrah | Kolkata | PVT | 3,008 | CBNAAT | 08-Sep-20 |
| 118 | Nightingale Diagnostic & Medicare Centre | Kolkata | PVT | 14,721 | TRUENAT | 12-Sep-20 |
| 119 | Bhagirathi Neotia Woman * Child Care Centre | North 24 Pargana | PVT | 1,302 | CBNAAT | 16-Sep-20 |
| 120 | Krishnanagar DTC | Nadia | State Govt | 172 | TRUENAT | 29-Sep-20 |
| 121 | Mission Hospital, Durgapur | Paschim Burdwan | PVT | 23,132 | TRUENAT | 29-Sep-20 |
| 122 | Medinova, Kolkata | Kolkata | PVT | 6,226 | TRUENAT | 01-Oct-20 |
| 123 | MSS Bansal Medical, Kolkata | Kolkata | PVT | 16,609 | TRUENAT | 02-Oct-20 |
| 124 | TLJ, SGH, Howrah | Howrah | PVT | 407 | TRUENAT | 02-Oct-20 |
| 125 | Narayan Memorial Hospital, Kolkata | Kolkata | PVT | 1,154 | TRUENAT | 02-Oct-20 |
| 126 | Kalimpong DH | Kalimpong | State Govt | 498 | TRUENAT | 06-Oct-20 |
| 127 | Mirik BPHC, Darjeeling | Darjeeling | State Govt | 136 | TRUENAT | 09-Oct-20 |
| 128 | Barjore SSH, Bankura | Bankura | State Govt | 413 | TRUENAT | 11-Oct-20 |
| 129 | Darjeeling DH | Darjeeling | State Govt | 515 | TRUENAT | 11-Oct-20 |
| 130 | Metropolis Kolkata | Kolkata | PVT | 98,589 | TRUENAT | 14-Oct-20 |
| 131 | Laboratory Services, Healthworld Hospitals, Durgapur | Paschim Burdwan | PVT | 8,968 | TRUENAT | 04-Dec-20 |
| 132 | Neotia Getwel Healthcare Centre, Siliguri | Darjeeling | PVT | 3,415 | CBNAAT | 09-Jan-21 |
| 133 | Arogya Niketan Nursing Home | Darjeeling | PVT | 5,074 | TRUENAT | 16-Jan-21 |
| 134 | Ruby General Hospital | Kolkata | PVT | 3,720 | CBNAAT | 20-Jan-21 |
| 135 | Cliniperfect Polyclinic and Diagnostics | North 24 Pargana | PVT | 1,735 | TRUENAT | 23-Feb-21 |
| 136 | 10 Air Force Hospital, Hasimara | Alipurduar | Central Govt | 1,038 | TRUENAT | 23-Apr-21 |
| 137 | 4 Air Force Hospital, Midnapore | Paschim Midnapore | Central Govt | 1,657 | TRUENAT | 23-Apr-21 |
| 138 | 164 Military Hospital, Binnaguri | Jalpaiguri | Central Govt | 2,044 | TRUENAT | 23-Apr-21 |
| 139 | Central Hospital, SE Railway, Kolkata | Kolkata | Central Govt | 1,366 | CBNAAT | 23-Apr-21 |
| 140 | Zenith super speciality hospital | Kolkata | PVT | 4,142 | TRUENAT | 23-Apr-21 |
| 141 | Alipurduar Railway Hospital | Alipurduar | Central Govt | 2,850 | TRUENAT | 23-Apr-21 |
| 142 | Sonoscan Healthcare Pvt Ltd | Malda | PVT | 300 | TRUENAT | 27-July-21 |
| 143 | Antigen Test done within the State | | State Govt | 76,16,068 | - | - |
| 144 | Samples Tested in Labs outside the State | | PVT | 6,02,947 | RT-PCR | - |
| | TOTAL | | | 1,71,22,925 | - | - |

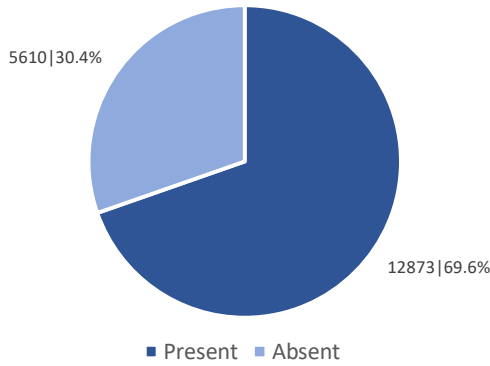
Note: Average tests per CBNAAT and TRUENAT machines are 32 per day and 16 per day respectively



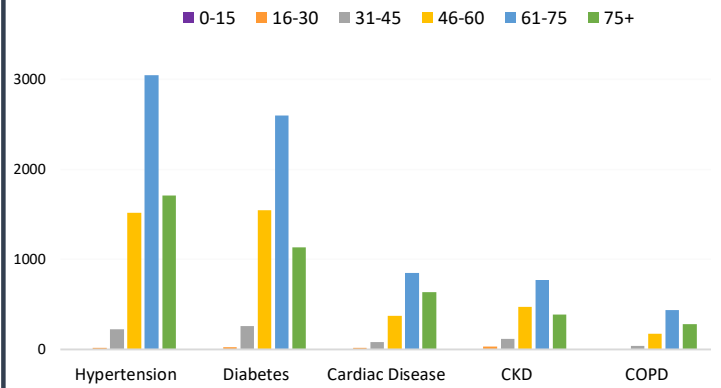
WEST BENGAL COVID-19 HEALTH BULLETIN – 3rd SEP 2021

X

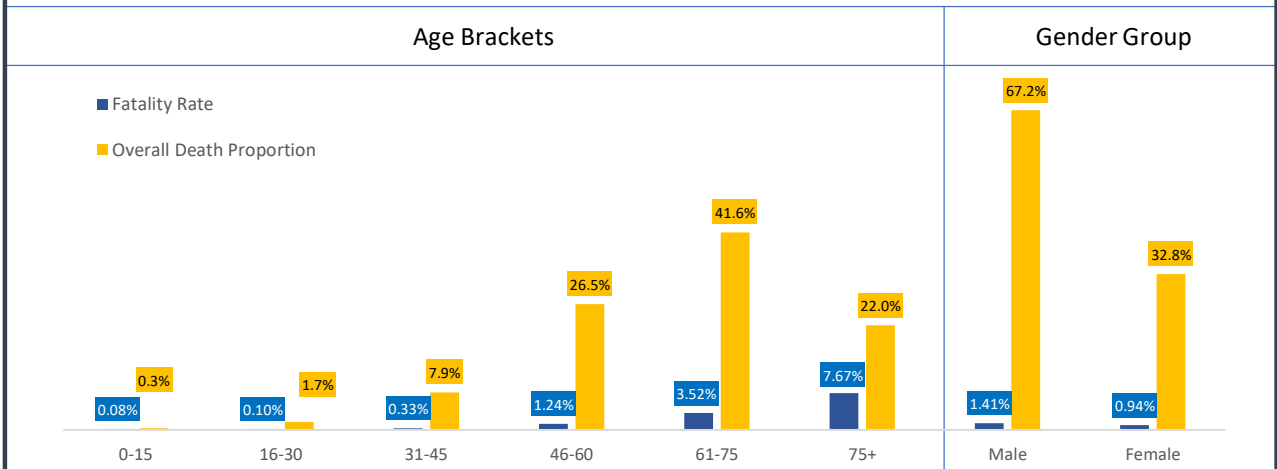
Comorbidity Status in Deceased Cases (n=18,483)



Age Group Wise Comorbidities Among Deceased

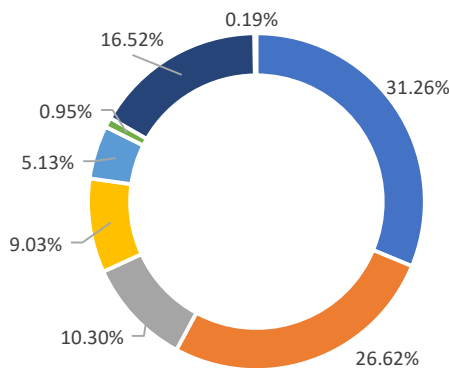


Fatality Rate & Death Proportion in Respective Age Brackets & Gender Groups

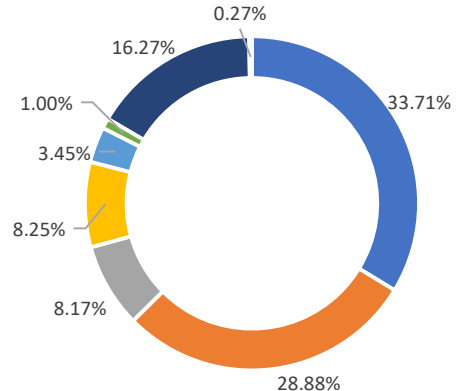


*The blue data label shows the fatality rate in respective age/gender group i.e. no. of deaths as a proportion of total infections in respective age/gender group
**The orange data label shows the proportion of total deaths in respective age/gender group

Share of Comorbidities in Male



Share of Comorbidities in Female



FATALITY ANALYSIS



Department of Health & Family Welfare Govt. of West Bengal

WEST BENGAL COVID-19 HEALTH BULLETIN – 3rd SEP 2021

XI

EQUIPMENT AND CONSUMABLE SUPPLY

| S. No | Consumable | Ordered by State Govt. | Received Yesterday | Total Received by State Govt. | Order Pending |
|-------|---------------------------|------------------------|--------------------|-------------------------------|---------------|
| 1 | PPEs | 42.10 L | 2,000 | 31.91 L | 10.19 L |
| 2 | N95/FFP2 Masks | 68.20 L | 10,000 | 64.29 L | 3.91 L |
| 3 | Regular Masks | 138.84 L | 20,000 | 134.90 L | 3.94 L |
| 4 | Hand Sanitizers (In Ltrs) | 6.21 L | 1,000 | 6.14 L | 0.07 L |
| 5 | Gloves | 127.00 L | 20,000 | 125.60 L | 1.40 L |
| 6 | Thermal Guns | 20,000 | NIL | 20,000 | NIL |

| S. No | Equipment | Number |
|-------|--|--------|
| 1 | Total Number of HFNO | 470 |
| 2 | Total Number of Oxygen Concentrators | 5,644 |
| 3 | Total Number of functional MGPS | 114 |
| 4 | Total Number of functional LMO Tanks | 10 |
| 5 | Total Number of functional PSA plants | 11 |
| 6 | Total Number of Ventilators in COVID Hospitals | 1,298 |

XII

DEDICATED COVID-19 HELPLINE (24 X 7)

1. Dedicated COVID-19 Helpline : **1800 313 444 222**
2. Direct Telemedicine Line : **033 23576001**
3. Ambulance Service : **033 40902929**
4. COVID Telemedicine App "[Covid Telemedicine WB](#)" on Google Play Store
 - These services include allocation of beds in Govt. hospitals and Safe Homes
 - Telemedicine for citizens at large and those in home isolation
 - Ambulance service includes guidance and provision of Govt. ambulance
5. Tele-Psychological counselling services have started since August 1st, 2020.

| General Queries | | | |
|--------------------------------|---|--|-----------|
| 1 | A | Total Queries addressed in last 24 hours | 2,435 |
| | B | Total Queries addressed till 2 nd Sep | 21,46,448 |
| Telemedicine | | | |
| 2 | A | Total consultations given in last 24 hours | 1,248 |
| | B | Total consultations given till 2 nd Sep | 8,69,736 |
| Ambulance Services | | | |
| 3 | A | Ambulances assigned in last 24 hours | 209 |
| | B | Total calls received in last 24 hours | 209 |
| Tele-Psychological Counselling | | | |
| 4 | A | Counselling given in last 24 hours | 504 |
| | B | Counselling given till 2 nd Sep | 4,23,680 |

State Government Interventions :

- Status of availability of beds for Covid positive patients in government and private hospitals along with information on other related services are available at <https://icms.wb.gov.in>
- Safe Homes : An initiative by the Government of West Bengal for care and treatment of asymptomatic/mild symptomatic COVID patients for whom home isolation is not possible /advisable
- As per State Government advisory Satellite Health Facilities are being developed by private hospitals in close vicinity of their hospitals as separate health facility for treatment of asymptomatic/mild symptomatic COVID patients. This intervention is expected to free beds in the hospitals for serious patients.

All the guidelines and orders relating to Covid-19 are posted on www.wbhealth.gov.in

You can follow us on :

Facebook at: <https://www.facebook.com/wbdhfw/>

Twitter at: <https://twitter.com/wbdhfw>