



# Department of Health & Family Welfare Govt. of West Bengal

## WEST BENGAL COVID-19 HEALTH BULLETIN – 31<sup>st</sup> JANUARY 2021

**Active COVID-19 Cases as on 31<sup>st</sup> January: 5,553**

| COVID 19 STATUS | S. No | Subject  | Number              |
|-----------------|-------|--|---------------------|
|                 | 1     | Total COVID-19 Cases till 30 <sup>th</sup> January             | 5,69,769            |
|                 | 2     | New COVID-19 Cases on 31 <sup>st</sup> January                 | 229                 |
|                 | 3     | <b>Total COVID-19 Cases till 31<sup>st</sup> January (1+2)</b> | <b>5,69,998</b>     |
|                 | 4     | Total Discharged   | 5,54,272 (+338)     |
|                 | 5     | Total Deaths as on 31 <sup>st</sup> January*                   | 10,173 (+9)         |
|                 | 6     | <b>Active COVID-19 Cases as on 31<sup>st</sup> January</b>     | <b>5,553 (-118)</b> |
|                 | 7     | Discharge Rate (4/3)   | 97.24%              |

**Note:** All figures updated till 9AM, 31<sup>st</sup> January

#Daily increase/decrease with respect to previous day is shown as (+/-)

\*Complete analysis can be referred from **Section X**, (Page no. 5)

| TESTING SNAPSHOT | S. No                                 | Subject  | Number           |
|------------------|---------------------------------------|--|------------------|
|                  | 1                                     | Samples Tested till 30 <sup>th</sup> January                             | 79,70,808        |
|                  | 2                                     | Samples Tested on 31 <sup>st</sup> January                               | 25,046           |
|                  | 3                                     | <b>Total Number of Samples Tested till 31<sup>st</sup> January (1+2)</b> | <b>79,95,854</b> |
|                  | 4                                     | Tests per Million population   | 88,843           |
|                  | 5                                     | % of Positive Cases out of Samples Tested                                | 7.13%            |
|                  | 6                                     | Total Testing Laboratories*  | 103              |
|                  | 7                                     | Testing Laboratories added this week                                     | 1                |
| 8                | Testing Laboratories pending approval | 1  |                  |

\*Detailed breakup of these laboratories is given on **Page 4 and Page 5**

| INFRASTRUCTURE DETAILS | S. No  | Subject  | Number |
|------------------------|--|--|--------|
|                        | 1  | Total Number of Hospitals dedicated for treating COVID-19          | 69     |
|                        | 2  | Total Number of Govt. Hospitals dedicated for treating COVID-19    | 44     |
|                        | 3  | Total Number of Pvt. Hospitals requisitioned for treating COVID-19 | 25     |
|                        | 4  | Total Number of earmarked COVID-19 Beds                            | 8,727  |
|                        | 5  | % Occupancy in COVID Beds  | 5.57%  |
|                        | 6  | Total ICU/HDU Beds in the COVID Hospitals                          | 2,319  |
| 7                      | Total Number of Ventilators in the COVID Hospitals | 1,279  |        |

| QUARANTINE DETAILS | Home Quarantine |  |           |
|--------------------|-----------------|--|-----------|
|                    | 1               | Total Home Quarantined People                        | 13,87,142 |
|                    | 2               | Total number of people currently in Home Quarantine  | 61,977    |
|                    | 3               | Total number of people released from Home Quarantine | 13,25,165 |
|                    | 1               | Total Number of Safe Homes                           | 200       |
|                    | 2               | Total Number of Beds in Safe Homes                   | 11,507    |
|                    | 3               | Total Number of Patients in Safe Homes currently     | 12        |



# Department of Health & Family Welfare Govt. of West Bengal

## WEST BENGAL COVID-19 HEALTH BULLETIN – 31<sup>st</sup> JANUARY 2021

V

DISTRICT SNAPSHOT#

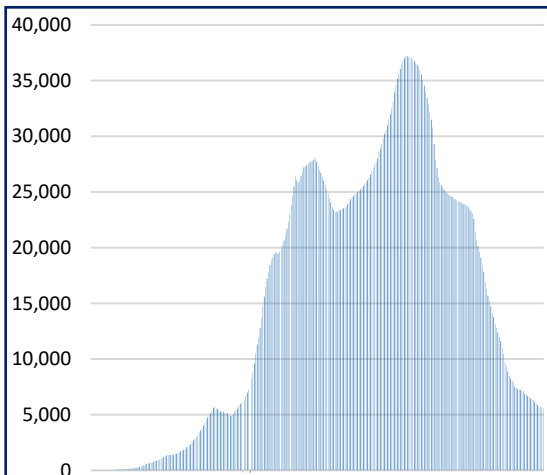
| 1            | 2                 | 3                              | 4                              | 5                          | 6 = 3-4-5                   | 7                  |
|--------------|-------------------|--------------------------------|--------------------------------|----------------------------|-----------------------------|--------------------|
| S. No        | District          | Total Cases                    | Total Discharged               | Total Deaths               | Total Active Cases          | Last Reported Case |
| 1            | Alipurduar        | 7,696 <sup>+2</sup>            | 7,574 <sup>+1</sup>            | 86                         | 36 <sup>+1</sup>            | 30- Jan            |
| 2            | Coochbehar        | 11,809 <sup>+1</sup>           | 11,672 <sup>+4</sup>           | 72                         | 65 <sup>-3</sup>            | 30- Jan            |
| 3            | Darjeeling        | 18,312 <sup>+12</sup>          | 17,927 <sup>+13</sup>          | 203                        | 182 <sup>-1</sup>           | 30- Jan            |
| 4            | Kalimpong         | 2,223 <sup>+1</sup>            | 2,161 <sup>+2</sup>            | 25                         | 37 <sup>-1</sup>            | 30- Jan            |
| 5            | Jalpaiguri        | 14,629 <sup>+2</sup>           | 14,347 <sup>+7</sup>           | 160                        | 122 <sup>-5</sup>           | 30- Jan            |
| 6            | Uttar Dinajpur    | 6,618 <sup>+3</sup>            | 6,443 <sup>+3</sup>            | 74 <sup>+1</sup>           | 101 <sup>-1</sup>           | 30- Jan            |
| 7            | Dakshin Dinajpur  | 8,155 <sup>+1</sup>            | 8,036 <sup>+2</sup>            | 74                         | 45 <sup>-1</sup>            | 30- Jan            |
| 8            | Malda             | 12,647 <sup>+2</sup>           | 12,436 <sup>+6</sup>           | 113                        | 98 <sup>-4</sup>            | 30- Jan            |
| 9            | Murshidabad       | 12,258 <sup>+3</sup>           | 11,961 <sup>+10</sup>          | 149                        | 148 <sup>-7</sup>           | 30- Jan            |
| 10           | Nadia             | 22,479 <sup>+12</sup>          | 22,007 <sup>+8</sup>           | 317                        | 155 <sup>+4</sup>           | 30- Jan            |
| 11           | Birbhum           | 9,965 <sup>+3</sup>            | 9,723 <sup>+9</sup>            | 89                         | 153 <sup>-6</sup>           | 30- Jan            |
| 12           | Purulia           | 7,170 <sup>+1</sup>            | 6,997 <sup>+5</sup>            | 48                         | 125 <sup>-4</sup>           | 30- Jan            |
| 13           | Bankura           | 11,847 <sup>+11</sup>          | 11,565 <sup>+8</sup>           | 92                         | 190 <sup>+3</sup>           | 30- Jan            |
| 14           | Jhargram          | 3,037 <sup>+1</sup>            | 2,976 <sup>+2</sup>            | 22                         | 39 <sup>-1</sup>            | 30- Jan            |
| 15           | Paschim Medinipur | 20,166 <sup>+3</sup>           | 19,723 <sup>+7</sup>           | 309                        | 134 <sup>-4</sup>           | 30- Jan            |
| 16           | Purba Medinipur   | 20,591 <sup>+4</sup>           | 20,099 <sup>+6</sup>           | 279                        | 213 <sup>-2</sup>           | 30- Jan            |
| 17           | Purba Bardhaman   | 12,614 <sup>+7</sup>           | 12,410 <sup>+7</sup>           | 100                        | 104                         | 30- Jan            |
| 18           | Paschim Bardhaman | 16,193 <sup>+11</sup>          | 15,698 <sup>+10</sup>          | 167                        | 328 <sup>+1</sup>           | 30- Jan            |
| 19           | Howrah            | 35,531 <sup>+9</sup>           | 34,261 <sup>+21</sup>          | 1,043 <sup>+2</sup>        | 227 <sup>-14</sup>          | 30- Jan            |
| 20           | Hooghly           | 29,416 <sup>+10</sup>          | 28,725 <sup>+24</sup>          | 490 <sup>+1</sup>          | 201 <sup>-15</sup>          | 30- Jan            |
| 21           | North 24 Parganas | 1,21,764 <sup>+58</sup>        | 1,17,941 <sup>+103</sup>       | 2,472 <sup>+3</sup>        | 1,351 <sup>-48</sup>        | 30- Jan            |
| 22           | South 24 Parganas | 36,968 <sup>+11</sup>          | 35,969 <sup>+12</sup>          | 712 <sup>+1</sup>          | 287 <sup>-2</sup>           | 30- Jan            |
| 23           | Kolkata           | 1,27,844 <sup>+61</sup>        | 1,23,558 <sup>+68</sup>        | 3,074 <sup>+1</sup>        | 1,212 <sup>-8</sup>         | 30- Jan            |
| 24           | Other State       | 66                             | 63                             | 3                          | 0                           | 6-June             |
| <b>TOTAL</b> |                   | <b>5,69,998<sup>+229</sup></b> | <b>5,54,272<sup>+338</sup></b> | <b>10,173<sup>+9</sup></b> | <b>5,553<sup>-118</sup></b> |                    |

#District Wise data is subject to verification and may change

#Daily increase/decrease with respect to previous day is in superscript as +/- (Eg: +4)

VI

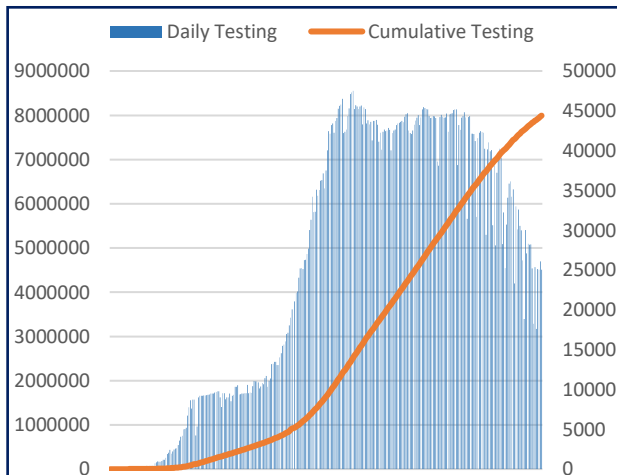
DAILY CUMULATIVE ACTIVE COVID-19 CASES



17<sup>th</sup> March to 31<sup>st</sup> Jan

VII

SAMPLES TESTED (Daily and Cumulative)



17<sup>th</sup> March to 31<sup>st</sup> Jan



Department of Health & Family Welfare  
Govt. of West Bengal

WEST BENGAL COVID-19 HEALTH BULLETIN – 31<sup>st</sup> JANUARY 2021

VIII

UNIT WISE EQUIPMENT SUPPLY (CUMULATIVE)

| S. No.       | Unit Name                    | PPE              | N95/FFP2         | Regular Masks    |                    | Gloves           | Sanitizer<br>(In ltr.) |
|--------------|------------------------------|------------------|------------------|------------------|--------------------|------------------|------------------------|
|              |                              |                  |                  | Reusable<br>Mask | Disposable<br>Mask |                  |                        |
| 1            | Alipurduar                   | 17,800           | 26,250           | 13,400           | 1,00,900           | 74,200           | 5,092.0                |
| 2            | Bankura                      | 44,950           | 46,700           | 27,300           | 1,61,550           | 1,04,200         | 7,448.0                |
| 3            | Birbhum                      | 36,150           | 28,300           | 32,400           | 96,050             | 49,700           | 6,171.0                |
| 4            | Bishnupur HD                 | 15,350           | 31,600           | 54,600           | 1,25,750           | 1,17,200         | 6,061.0                |
| 5            | Coochbehar                   | 33,600           | 29,450           | 26,950           | 41,100             | 7,200            | 4,354.0                |
| 6            | Dakshin Dinajpur             | 20,400           | 19,650           | 21,500           | 1,21,600           | 83,700           | 4,921.0                |
| 7            | Darjeeling                   | 52,250           | 50,650           | 22,900           | 32,200             | 10,700           | 4,498.0                |
| 8            | Diamond Harbour HD           | 51,250           | 32,300           | 28,000           | 1,07,550           | 1,11,500         | 4,284.0                |
| 9            | Hooghly                      | 64,870           | 51,250           | 47,000           | 1,74,200           | 1,59,100         | 11,041.0               |
| 10           | Howrah                       | 1,13,450         | 78,000           | 63,780           | 2,02,550           | 2,33,200         | 6,531.0                |
| 11           | Jalpaiguri                   | 34,800           | 38,100           | 45,550           | 1,11,000           | 61,200           | 6,063.0                |
| 12           | Jhargram                     | 16,750           | 16,100           | 24,890           | 57,050             | 56,200           | 4,443.0                |
| 13           | Kalimpong                    | 21,150           | 20,900           | 19,000           | 68,050             | 35,200           | 4,370.5                |
| 14           | Malda                        | 26,100           | 23,200           | 26,000           | 87,100             | 97,700           | 7,151.0                |
| 15           | Murshidabad                  | 35,333           | 51,380           | 48,700           | 1,43,100           | 1,40,200         | 10,080.0               |
| 16           | Nadia                        | 62,070           | 39,740           | 37,100           | 1,49,050           | 1,39,700         | 5,831.0                |
| 17           | North 24 Parganas            | 1,01,000         | 77,740           | 31,440           | 1,90,000           | 1,23,700         | 7,383.5                |
| 18           | Basirhat HD                  | 44,320           | 45,230           | 32,280           | 1,44,050           | 1,65,000         | 5,647.0                |
| 19           | Paschim Bardhaman            | 37,850           | 35,100           | 17,780           | 1,21,000           | 1,21,900         | 2,257.0                |
| 20           | Paschim Medinipur            | 32,450           | 45,300           | 41,090           | 1,56,050           | 1,42,700         | 7,435.0                |
| 21           | Purba Bardhaman              | 58,650           | 51,700           | 27,100           | 1,36,550           | 1,53,700         | 9,943.0                |
| 22           | Purba Medinipur              | 54,550           | 41,200           | 33,220           | 87,050             | 1,00,100         | 1,731.0                |
| 23           | Nandigram HD                 | 18,750           | 33,100           | 30,640           | 1,21,050           | 83,200           | 7,279.0                |
| 24           | Purulia                      | 50,450           | 34,600           | 52,700           | 1,48,550           | 1,21,700         | 7,421.0                |
| 25           | Rampurhat HD                 | 24,150           | 29,000           | 30,300           | 62,050             | 74,500           | 5,637.0                |
| 26           | South 24 Parganas            | 57,450           | 33,600           | 33,400           | 1,07,250           | 1,10,400         | 2,141.0                |
| 27           | Uttar Dinajpur               | 35,750           | 43,550           | 43,850           | 1,13,050           | 1,31,700         | 5,853.0                |
| 28           | Bankura S MC&H               | 21,000           | 46,650           | 10,200           | 1,82,500           | 2,16,400         | 2,660.0                |
| 29           | Coochbehar MC&H              | 13,800           | 14,900           | 14,600           | 53,500             | 83,500           | 3,442.0                |
| 30           | NB MC&H                      | 40,350           | 96,000           | 20,000           | 2,24,200           | 2,40,500         | 7,890.0                |
| 31           | Diamond Harbour MC&H         | 13,300           | 24,200           | 10,100           | 1,47,500           | 1,50,000         | 3,898.0                |
| 32           | Malda MC&H                   | 18,800           | 71,100           | 13,100           | 1,88,500           | 2,27,500         | 5,968.0                |
| 33           | Murshidabad MC&H             | 31,630           | 73,950           | 14,600           | 1,29,000           | 2,12,000         | 2,340.0                |
| 34           | Bardhaman MC&H               | 23,900           | 34,100           | 17,500           | 1,89,500           | 2,27,500         | 3,448.0                |
| 35           | Medinipur MC&H               | 56,300           | 72,700           | 34,100           | 2,53,000           | 2,00,000         | 11,598.0               |
| 36           | Purulia MC&H                 | 13,300           | 19,900           | 51,600           | 99,500             | 1,21,000         | 4,098.0                |
| 37           | Rampurhat MC&H               | 21,400           | 25,900           | 17,600           | 40,000             | 77,500           | 10,048.0               |
| 38           | Raiganj MC&H                 | 14,100           | 11,900           | 13,100           | 56,500             | 87,000           | 2,190.0                |
| 39           | JNM MC&H                     | 17,400           | 21,000           | 24,000           | 45,000             | 59,500           | 2,972.0                |
| 40           | Sagar Dutta MC&H             | 67,520           | 93,830           | 17,600           | 1,76,550           | 2,08,000         | 7,978.0                |
| 41           | ID & BG Hospital             | 45,050           | 59,800           | 20,600           | 1,01,100           | 77,500           | 2,671.0                |
| 42           | RG Kar MCH                   | 40,850           | 66,500           | 15,800           | 3,01,050           | 3,40,200         | 7,207.0                |
| 43           | NRS MCH                      | 63,250           | 95,500           | 30,800           | 2,15,550           | 2,19,200         | 5,090.0                |
| 44           | IPGMER & SSKMH               | 98,900           | 1,11,090         | 66,600           | 4,29,050           | 4,29,500         | 15,317.0               |
| 45           | Medical College, Kolkata     | 1,66,450         | 1,50,000         | 20,800           | 3,26,050           | 4,27,500         | 9,262.0                |
| 46           | CNMCH                        | 52,350           | 48,300           | 23,150           | 1,33,500           | 1,01,500         | 3,672.0                |
| 47           | Other Govt Dept/Institutions | 4,31,051         | 3,90,795         | 2,26,188         | 10,69,271          | 10,74,202        | 59,055.0               |
| 48           | Stock in hand-In Transit     | 4,19,918         | 17,93,235        | 8,72,451         | 12,43,937          | 9,83,708         | 84,918.0               |
| <b>TOTAL</b> |                              | <b>28,32,262</b> | <b>43,75,040</b> | <b>24,47,359</b> | <b>87,70,208</b>   | <b>85,73,210</b> | <b>4,16,789.0</b>      |

\*In addition to State supply, local procurement is also done.



# Department of Health & Family Welfare Govt. of West Bengal

## WEST BENGAL COVID-19 HEALTH BULLETIN – 31<sup>st</sup> JANUARY 2021

IX

DETAILS OF TESTING LABS

| S. No. | Name of Testing Lab  | Samples Tested | Method of Testing | Functional WEF  |
|--------|--|----------------|-------------------|-----------------|
| 1      | NICED  | 1,71,006       | RT-PCR            | Since Beginning |
| 2      | SSKM   | 2,58,536       | RT-PCR            | 17-Mar          |
| 3      | Medinipur MCH  | 1,49,615       | RT-PCR            | 24-Mar          |
| 4      | North Bengal MCH   | 2,94,430       | RT-PCR            | 29-Mar          |
| 5      | School of Tropical Medicine                                | 2,03,934       | RT-PCR            | 01-Apr          |
| 6      | Apollo Hospital  | 43,635         | RT-PCR            | 06-Apr          |
| 7      | Tata Medical Centre  | 18,498         | RT-PCR            | 06-Apr          |
| 8      | Malda MCH  | 2,11,088       | RT-PCR            | 08-Apr          |
| 9      | Dr. Lal Pathlab  | 1,92,883       | RT-PCR            | 17-Apr          |
| 10     | Command Hospital   | 30,643         | RT-PCR            | 17-Apr          |
| 11     | CNCI   | 19,577         | RT-PCR            | 22-Apr          |
| 12     | RG Kar MCH   | 2,24,042       | RT-PCR            | 24-Apr          |
| 13     | SURAKSHA   | 1,12,981       | RT-PCR            | 24-Apr          |
| 14     | Murshidabad MCH  | 1,60,903       | RT-PCR            | 26-Apr          |
| 15     | Peerless   | 51,451         | RT-PCR            | 30-Apr          |
| 16     | Burdwan MCH  | 1,61,258       | RT-PCR            | 06-May          |
| 17     | MCH Kolkata  | 96,494         | RT-PCR            | 08-May          |
| 18     | NRS MCH  | 1,06,181       | RT-PCR            | 12-May          |
| 19     | Sanaka Hospitals   | 96,003         | RT-PCR            | 12-May          |
| 20     | Medica Hospital  | 1,04,765       | RT-PCR            | 15-May          |
| 21     | Bankura MCH  | 1,38,646       | RT-PCR            | 22-May          |
| 22     | Suri DH  | 1,20,381       | RT-PCR            | 22-May          |
| 23     | Coochbehar GMCH  | 1,35,354       | RT-PCR            | 06-Jun          |
| 24     | COMJNM Kalyani   | 1,52,373       | RT-PCR            | 10-Jun          |
| 25     | Desun Hospital   | 5,050          | RT-PCR            | 17-Jun          |
| 26     | RN Tagore Hospital   | 27,293         | RT-PCR            | 24-Jun          |
| 27     | Raigunj MCH  | 75,569         | RT-PCR            | 26-Jun          |
| 28     | Jagannath Gupta Institute of Medical Sciences              | 3,834          | RT-PCR            | 06-Jul          |
| 29     | ESI-Postgraduate Institute of Medical Science and Research | 8,462          | RT-PCR            | 16-Jul          |
| 30     | Remedy Lifecare, Kolkata                                   | 9,925          | RT-PCR            | 21-Jul          |
| 31     | AMRI Dhakuria  | 37,861         | RT-PCR            | 19-May          |
| 32     | Rampurhat MCH  | 69,773         | RT-PCR            | 19-May          |
| 33     | CNMCH  | 56,006         | RT-PCR            | 20-May          |
| 34     | DH GMCH  | 1,18,743       | RT-PCR            | 20-May          |
| 35     | COMSDH   | 42,627         | RT-PCR            | 27-May          |
| 36     | Purulia Govt. MCH  | 78,069         | RT-PCR            | 03-Jun          |
| 37     | SRL Lab  | 90,838         | RT-PCR            | 18-Jun          |
| 38     | Probe diagnostics  | 24,739         | RT-PCR            | 14-Aug          |
| 39     | Pulse Diagnostics  | 39,847         | RT-PCR            | 12-Sept         |
| 40     | RB Diagnostic Kolkata                                      | 31,838         | RT-PCR            | 20-Sept         |
| 41     | Purba Medinipur DH   | 19,679         | RT-PCR            | 24-Sept         |
| 42     | B.P. Poddar Hospital & Medical Research Ltd                | 1,261          | RT-PCR            | 27-Oct          |
| 43     | Swastik Clinic & Seva Sadan Pvt. Ltd., Birbhum             | 183            | RT-PCR            | 27-Oct          |
| 44     | Repromed Diagnostic Ltd                                    | 8,768          | RT-PCR            | 24-Sept         |
| 45     | Gouri Devi Institute of Medical Sciences and Hospital      | 956            | RT-PCR            | 7-Nov           |
| 46     | IQ City Medical College Durgapur                           | 1,773          | RT-PCR            | 4-Dec           |
| 47     | Imambara DH, Hooghly                                       | 3,331          | RT-PCR            | 15-Dec          |
| 48     | Saroj Gupta Cancer Center & Research Institute             | 605            | RT-PCR            | 23-Dec          |
| 49     | Lasco Medicare Pvt. Ltd. Howrah                            | 124            | RT-PCR            | 5-Jan           |
| 50     | Icare Institute of Medical Sciences and Research           | 39             | RT-PCR            | 25-Jan          |
| 51     | AMRI Salt Lake   | 13,335         | CBNAAT            | 01-May          |
| 52     | CMRI   | 12,585         | CBNAAT            | 13-May          |

Note: Average tests per CBNAAT and TRUENAT machines are 32 per day and 16 per day respectively



# Department of Health & Family Welfare Govt. of West Bengal

## WEST BENGAL COVID-19 HEALTH BULLETIN – 31<sup>st</sup> JANUARY 2021

IX

DETAILS OF TESTING LABS

| S. No.       | Name of Testing Lab                                  | Samples Tested   | Method of Testing | Functional WEF |
|--------------|--|------------------|-------------------|----------------|
| 53           | Asansol DH   | 2,271            | TRUENAT           | 19-May         |
| 54           | Jhargram DH  | 2,360            | TRUENAT           | 19-May         |
| 55           | Falakata SSH   | 3,804            | TRUENAT           | 20-May         |
| 56           | Balurghat DH   | 2,211            | TRUENAT           | 22-May         |
| 57           | Serampore DH   | 1,167            | TRUENAT           | 25-May         |
| 58           | Uluberia SSH   | 1,744            | TRUENAT           | 27-May         |
| 59           | Jangipur SDH   | 1,685            | TRUENAT           | 27-May         |
| 60           | Egra SDH   | 525              | TRUENAT           | 27-May         |
| 61           | MR Bangur Hospital                                   | 415              | TRUENAT           | 28-May         |
| 62           | Chanchal SDH   | 557              | TRUENAT           | 28-May         |
| 63           | Biswa Bangla Krirangan COVID Hospital                | 81,800           | TRUENAT           | 31-May         |
| 64           | Woodlands  | 6,749            | CBNAAT            | 11-Jun         |
| 65           | Alipurduar DH  | 1,542            | TRUENAT           | 16-Jun         |
| 66           | Basirhat DH  | 331              | TRUENAT           | 19-Jun         |
| 67           | Anandaloke Sonoscan, Siliguri                        | 4,980            | TRUENAT           | 27-Jun         |
| 68           | Gangarampur SDH                                      | 1,174            | CBNAAT            | 16-Jul         |
| 69           | Contai SDH   | 1,891            | TRUENAT           | 20-Jul         |
| 70           | ILS hospital   | 1,560            | TRUENAT           | 25-Jul         |
| 71           | Uttar Latabari DH                                    | 89               | TRUENAT           | 04-Aug         |
| 72           | Nandigram SSH/DH                                     | 790              | TRUENAT           | 04-Aug         |
| 73           | Panskura Hospital                                    | 422              | TRUENAT           | 06-Aug         |
| 74           | Chittaranjan Seva Sadan Hospital                     | 1,687            | TRUENAT           | 10-Aug         |
| 75           | Dr. PK Saha Hospital, Coochbihar                     | 3,220            | TRUENAT           | 11-Aug         |
| 76           | Salt Lake SDH  | 841              | TRUENAT           | 13-Aug         |
| 77           | Charnock Hospital                                    | 4,202            | TRUENAT           | 14-Aug         |
| 78           | Gabberia SGH   | 157              | TRUENAT           | 15-Aug         |
| 79           | Spandan Disgnostic Center                            | 6,644            | TRUENAT           | 16-Aug         |
| 80           | Kakdwip SSH  | 240              | TRUENAT           | 17-Aug         |
| 81           | Mal SSH  | 141              | TRUENAT           | 18-Aug         |
| 82           | Howrah DH  | 160              | TRUENAT           | 21-Aug         |
| 83           | Sagardighi SSH                                       | 327              | TRUENAT           | 2-Sept         |
| 84           | Domkal SSH   | 164              | TRUENAT           | 6-Sept         |
| 85           | Udaynarayanpur SGH Howrah                            | 50               | TRUENAT           | 7- Sept        |
| 86           | GD Hospital & Diabetes Institute, Howrah             | 955              | CBNAAT            | 8-Sept         |
| 87           | Nightingale Diagnostic & Medicare Centre             | 1,919            | TRUENAT           | 12-Sept        |
| 88           | Bhagirathi Neotia Woman * Child Care Centre          | 334              | CBNAAT            | 16-Sept        |
| 89           | Krishnanagar DTC                                     | 168              | TRUENAT           | 29-Sept        |
| 90           | Mission Hospital, Durgapur                           | 6,342            | TRUENAT           | 29-Sept        |
| 91           | Medinova, Kolkata                                    | 2,326            | TRUENAT           | 1-Oct          |
| 92           | MSS Bansal Medical, Kolkata                          | 4,385            | TRUENAT           | 2-Oct          |
| 93           | TLJ, SGH, Howrah                                     | 33               | TRUENAT           | 2-Oct          |
| 94           | Narayan Memorial Hospital, Kolkata                   | 405              | TRUENAT           | 2-Oct          |
| 95           | Kalimpong DH   | 333              | TRUENAT           | 6-Oct          |
| 96           | Mirik BPHC, Darjeeling                               | 136              | TRUENAT           | 9-Oct          |
| 97           | Barjore SSH, Bankura                                 | 187              | TRUENAT           | 11-Oct         |
| 98           | Darjeeling DH  | 208              | TRUENAT           | 11-Oct         |
| 99           | Metropolis Kolkata                                   | 13,426           | TRUENAT           | 14-Oct         |
| 100          | Laboratory Services, Healthworld Hospitals, Durgapur | 1,298            | TRUENAT           | 4-Dec          |
| 101          | Neotia Getwel Healthcare Centre, Siliguri            | 84               | CBNAAT            | 9-Jan          |
| 102          | Arogya Niketan Nursing Home                          | 42               | TRUENAT           | 16-Jan         |
| 103          | Ruby General Hospital                                | 29               | CBNAAT            | 20-Jan         |
| 104          | Antigen Test done within the State                   | 36,18,332        | -                 | -              |
| 105          | Samples Tested in Labs Outside the State             | 1,71,222         | RT-PCR            | -              |
| <b>TOTAL</b> |  | <b>79,95,854</b> |                   |                |

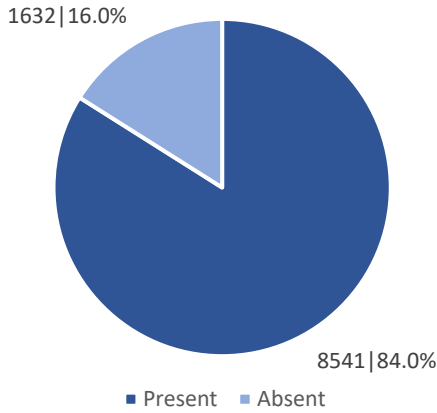
Note: Average tests per CBNAAT and TRUENAT machines are 32 per day and 16 per day respectively



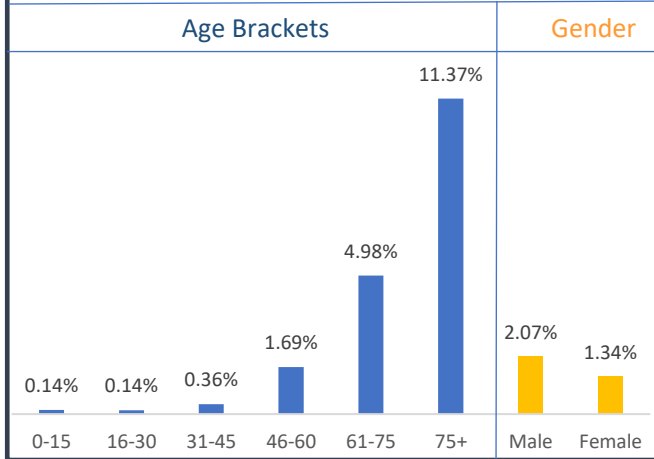
WEST BENGAL COVID-19 HEALTH BULLETIN – 31<sup>st</sup> JANUARY 2021

X

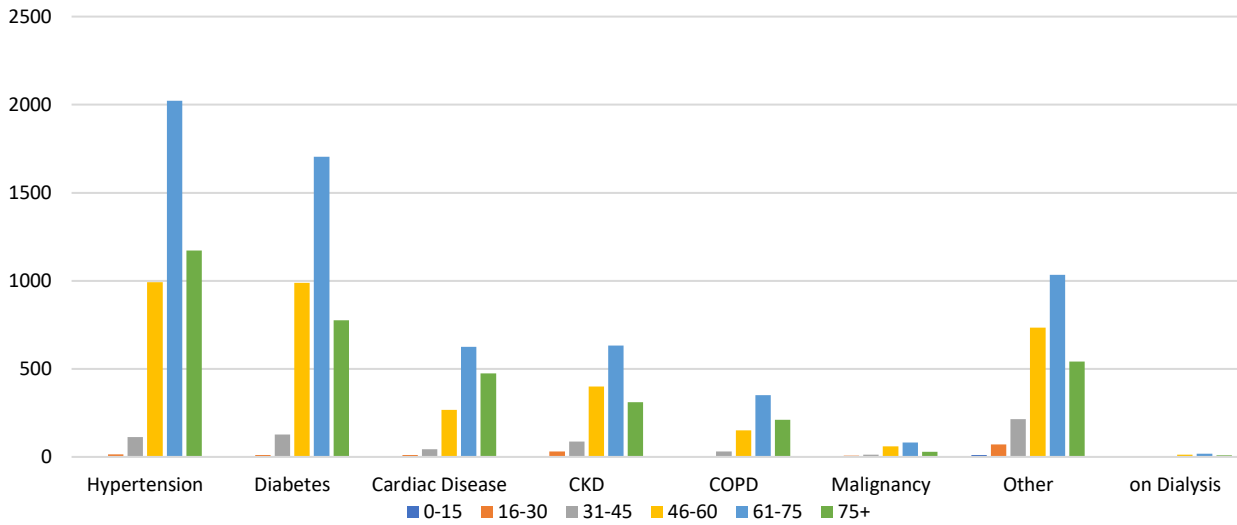
**Comorbidity Status in Deceased Cases (n=10,173)**



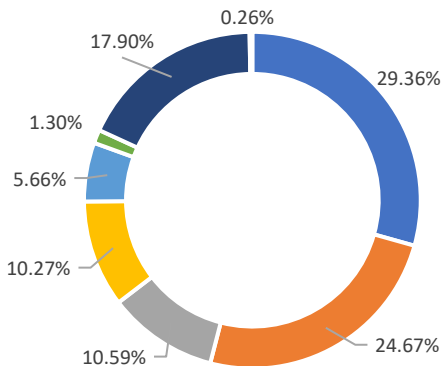
**Fatality Rate in Respective Age Brackets & Gender Group**



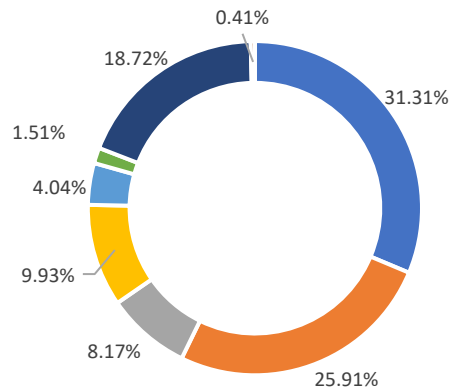
**Age Group Wise Comorbidities Among Deceased**



**Share of Comorbidities in Male**



**Share of Comorbidities in Female**



FATALITY ANALYSIS



# Department of Health & Family Welfare Govt. of West Bengal

## WEST BENGAL COVID-19 HEALTH BULLETIN – 31<sup>st</sup> JANUARY 2021

**XI**
**EQUIPMENT SUPPLY**

| S. No | Equipment                  | Ordered by State Govt. | Received Yesterday | Total Received by State Govt. | Order Pending |
|-------|----------------------------|------------------------|--------------------|-------------------------------|---------------|
| 1     | PPEs                       | 32.10 L                | 2,000              | 27.61 L                       | 4.49 L        |
| 2     | N95/FFP2 Masks             | 43.20 L                | 10,000             | 42.79 L                       | 0.41 L        |
| 3     | Regular Masks              | 123.84 L               | 20,000             | 91.90 L                       | 31.94 L       |
| 4     | Hand Sanitizers (In Ltrs.) | 4.31 L                 | 1,000              | 3.99 L                        | 0.32 L        |
| 5     | Gloves                     | 85.00 L                | 20,000             | 82.60 L                       | 2.40 L        |
| 6     | Thermal Guns               | 20,000                 | NIL                | 20,000                        | NIL           |

**XII**
**DEDICATED COVID-19 HELPLINE (24 X 7)**

1. Dedicated COVID-19 Helpline : **1800 313 444 222**
2. Direct Telemedicine Line : **033 23576001**
3. Ambulance Service : **033 40902929**
4. COVID Telemedicine App "[Covid Telemedicine WB](#)" on Google Play Store
  - These services include allocation of beds in Govt. hospitals and Safe Homes
  - Telemedicine for citizens at large and those in home isolation
  - Ambulance service includes guidance and provision of Govt. ambulance
5. Tele-Psychological counselling services have started since August 1<sup>st</sup>, 2020.

| General Queries                |   |   |           |
|--------------------------------|---|---|-----------|
| 1                              | A | Total Queries addressed in last 24 hours                | 864       |
|                                | B | Total Queries addressed till 30 <sup>th</sup> January   | 15,47,015 |
| Telemedicine                   |   |   |           |
| 2                              | A | Total consultations given in last 24 hours              | 465       |
|                                | B | Total consultations given till 30 <sup>th</sup> January | 5,72,662  |
| Ambulance Services             |   |   |           |
| 3                              | A | Ambulances assigned in last 24 hours                    | 190       |
|                                | B | Total calls received in last 24 hours                   | 192       |
| Tele-Psychological Counselling |   |   |           |
| 4                              | A | Counselling given in last 24 hours                      | 785       |
|                                | B | Counselling given till 30 <sup>th</sup> January         | 2,79,434  |

### State Government Interventions :

- Weekly death rate is 2.19%. Both death rate and Infection rate are showing a downward trend.
- Status of availability of beds for COVID positive patients in government and private hospitals is available at Health & FW Department's website: [www.wbhealth.gov.in](http://www.wbhealth.gov.in)
- Safe Homes : An initiative by the Government of West Bengal for care and treatment of asymptomatic/mild symptomatic COVID patients for whom home isolation is not possible /advisable
- As per State Government advisory Satellite Health Facilities are being developed by private hospitals in close vicinity of their hospitals as separate health facility for treatment of asymptomatic/mild symptomatic COVID patients. This intervention is expected to free beds in the hospitals for serious patients.

All the guidelines and orders relating to Covid-19 are posted on [www.wbhealth.gov.in](http://www.wbhealth.gov.in)

You can follow us on :

Facebook at: <https://www.facebook.com/wbdhfw/>

Twitter at: <https://twitter.com/wbdhfw>