



# Department of Health & Family Welfare Govt. of West Bengal

## WEST BENGAL COVID-19 HEALTH BULLETIN – 30<sup>th</sup> MAY 2021

### Active COVID-19 Cases as on 30<sup>th</sup> May: 94,898

COVID 19 STATUS	S. No	Subject	Number
	1	Total COVID-19 Cases till 29 <sup>th</sup> May	13,54,956
	2	New COVID-19 Cases on 30 <sup>th</sup> May	11,284
	3	<b>Total COVID-19 Cases till 30<sup>th</sup> May (1+2)</b>	<b>13,66,240</b>
	4	Total Discharged	12,55,932 (+18,642)
	5	Total Deaths as on 30 <sup>th</sup> May*	15,410 (+142)
	6	<b>Active COVID-19 Cases as on 30<sup>th</sup> May</b>	<b>94,898 (-7,500)</b>
	7	Discharge Rate (4/3)	91.93%

Note: All figures updated till 9AM, 30<sup>th</sup> May

#Daily increase/decrease with respect to previous day is shown as (+/-)

\*Complete analysis can be referred from **Section X**, (Page no. 5)

TESTING SNAPSHOT	S. No	Subject	Number
	1	Samples Tested till 29 <sup>th</sup> May	1,23,01,819
	2	Samples Tested on 30 <sup>th</sup> May	70,315
	3	<b>Total Number of Samples Tested till 30<sup>th</sup> May (1+2)</b>	<b>1,23,72,134</b>
	4	Tests per Million population	1,37,468
	5	% of Positive Cases out of Samples Tested	11.04%
	6	Total Testing Laboratories*	115
	7	Testing Laboratories added this week	1
8	Testing Laboratories pending approval	1	

\*Detailed breakup of these laboratories is given on **Page 4 and Page 5**

INFRASTRUCTURE DETAILS	S. No	Subject	Number
	1	Total Number of Hospitals dedicated for treating COVID-19	232
	2	Total Number of Govt. Hospitals dedicated for treating COVID-19	191
	3	Total Number of Pvt. Hospitals requisitioned for treating COVID-19	41
	4	Total Number of earmarked COVID-19 Beds	23,737
	5	% Occupancy in COVID Beds	30.30%
	6	Total ICU/HDU Beds in the COVID Hospitals	3,384
7	Total Number of Ventilators in the COVID Hospitals	1,298	

QUARANTINE DETAILS	Home Quarantine		
	1	Total Home Quarantined People	26,68,221
	2	Total number of people currently in Home Quarantine	96,662
	3	Total number of people released from Home Quarantine	25,71,559
	Safe Homes		
	1	Total Number of Safe Homes	200
	2	Total Number of Beds in Safe Homes	11,507
	3	Total Number of Patients in Safe Homes currently	2,272



# Department of Health & Family Welfare Govt. of West Bengal

## WEST BENGAL COVID-19 HEALTH BULLETIN – 30<sup>th</sup> MAY 2021

V

DISTRICT SNAPSHOT#

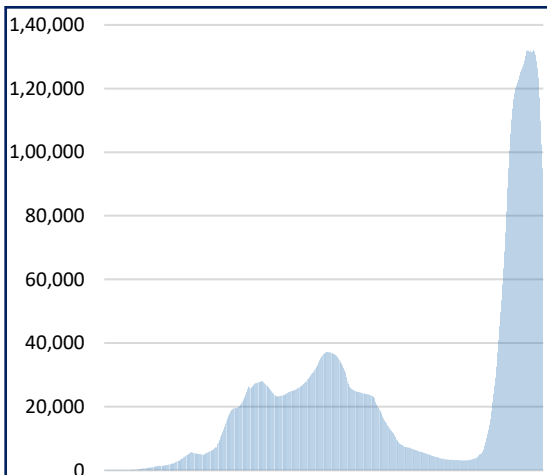
1	2	3	4	5	6 = 3-4-5	7
S. No	District	Total Cases	Total Discharged	Total Deaths	Total Active Cases	Last Reported Case
1	Alipurduar	11,826 <sup>+67</sup>	10,731 <sup>+137</sup>	94	1,001 <sup>-70</sup>	29-May-21
2	Coochbehar	21,121 <sup>+222</sup>	19,106 <sup>+244</sup>	84	1,931 <sup>-22</sup>	29-May-21
3	Darjeeling	42,448 <sup>+462</sup>	37,882 <sup>+648</sup>	364 <sup>+3</sup>	4,202 <sup>-189</sup>	29-May-21
4	Kalimpong	4,656 <sup>+8</sup>	3,998 <sup>+55</sup>	34	624 <sup>-47</sup>	29-May-21
5	Jalpaiguri	30,437 <sup>+385</sup>	26,192 <sup>+501</sup>	365 <sup>+6</sup>	3,880 <sup>-122</sup>	29-May-21
6	Uttar Dinajpur	17,189 <sup>+111</sup>	15,703 <sup>+196</sup>	189 <sup>+1</sup>	1,297 <sup>-86</sup>	29-May-21
7	Dakshin Dinajpur	15,058 <sup>+117</sup>	13,871 <sup>+146</sup>	143 <sup>+3</sup>	1,044 <sup>-32</sup>	29-May-21
8	Malda	31,118 <sup>+81</sup>	29,770 <sup>+185</sup>	179 <sup>+1</sup>	1,169 <sup>-105</sup>	29-May-21
9	Murshidabad	32,086 <sup>+176</sup>	30,279 <sup>+337</sup>	274 <sup>+3</sup>	1,533 <sup>-164</sup>	29-May-21
10	Nadia	59,856 <sup>+698</sup>	53,739 <sup>+980</sup>	467 <sup>+5</sup>	5,650 <sup>-287</sup>	29-May-21
11	Birbhum	38,264 <sup>+144</sup>	37,432 <sup>+715</sup>	250 <sup>+3</sup>	582 <sup>-574</sup>	29-May-21
12	Purulia	18,489 <sup>+27</sup>	17,735 <sup>+106</sup>	105 <sup>+1</sup>	649 <sup>-80</sup>	29-May-21
13	Bankura	29,174 <sup>+333</sup>	26,080 <sup>+596</sup>	215	2,879 <sup>-263</sup>	29-May-21
14	Jhargram	8,116 <sup>+178</sup>	6,736 <sup>+109</sup>	23	1,357 <sup>+69</sup>	29-May-21
15	Paschim Medinipur	41,914 <sup>+467</sup>	37,549 <sup>+625</sup>	404 <sup>+3</sup>	3,961 <sup>-161</sup>	29-May-21
16	Purba Medinipur	48,777 <sup>+548</sup>	44,436 <sup>+728</sup>	317	4,024 <sup>-180</sup>	29-May-21
17	Purba Bardhaman	35,550 <sup>+338</sup>	32,945 <sup>+620</sup>	125	2,480 <sup>-282</sup>	29-May-21
18	Paschim Bardhaman	52,442 <sup>+281</sup>	47,741 <sup>+516</sup>	291 <sup>+1</sup>	4,410 <sup>-236</sup>	29-May-21
19	Howrah	84,251 <sup>+835</sup>	75,940 <sup>+1,126</sup>	1,340 <sup>+14</sup>	6,971 <sup>-305</sup>	29-May-21
20	Hooghly	71,942 <sup>+604</sup>	65,877 <sup>+1,070</sup>	742 <sup>+8</sup>	5,323 <sup>-474</sup>	29-May-21
21	North 24 Parganas	2,91,730 <sup>+2,482</sup>	2,68,501 <sup>+4,040</sup>	3,886 <sup>+49</sup>	19,343 <sup>-1,607</sup>	29-May-21
22	South 24 Parganas	85,608 <sup>+890</sup>	77,254 <sup>+1,113</sup>	1,088 <sup>+8</sup>	7,266 <sup>-231</sup>	29-May-21
23	Kolkata	2,94,122 <sup>+1,830</sup>	2,76,372 <sup>+3,849</sup>	4,428 <sup>+33</sup>	13,322 <sup>-2,052</sup>	29-May-21
24	Other State	66	63	3	0	6-Jun-20
<b>TOTAL</b>		<b>13,66,240<sup>+11,284</sup></b>	<b>12,55,932<sup>+18,642</sup></b>	<b>15,410<sup>+142</sup></b>	<b>94,898<sup>-7,500</sup></b>	

#District Wise data is subject to verification and may change

#Daily increase/decrease with respect to previous day is in superscript as +/- (Eg: +4)

VI

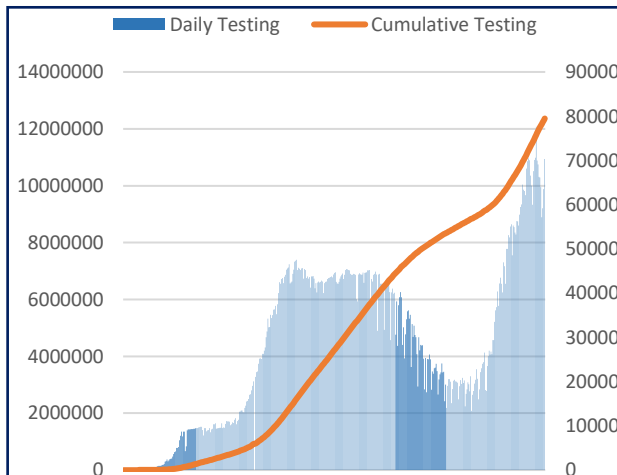
DAILY CUMULATIVE ACTIVE COVID-19 CASES



17<sup>th</sup> March 2020 to 30<sup>th</sup> May 2021

VII

SAMPLES TESTED (Daily and Cumulative)



17<sup>th</sup> March 2020 to 30<sup>th</sup> May 2021



Department of Health & Family Welfare  
Govt. of West Bengal

WEST BENGAL COVID-19 HEALTH BULLETIN – 30<sup>th</sup> MAY 2021

VIII

UNIT WISE EQUIPMENT SUPPLY (CUMULATIVE)

S. No.	Unit Name	PPE	N95/FFP2	Regular Masks		Gloves	Sanitizer (In ltr.)
				Reusable Mask	Disposable Mask		
1	Alipurduar	17,800	26,250	13,400	1,00,900	89,475	5,092
2	Bankura	46,717	57,116	31,400	66,550	1,57,900	9,061
3	Birbhum	36,150	28,300	32,400	96,050	49,700	6,910
4	Bishnupur HD	15,350	38,449	55,602	32,468	1,66,536	4,000
5	Coochbehar	33,600	29,450	29,200	1,36,375	89,109	6,449
6	Dakshin Dinajpur	20,400	19,650	21,500	1,21,600	1,08,700	5,280
7	Darjeeling	90,411	95,347	22,900	3,44,239	2,54,975	3,656
8	Diamond Harbour HD	52,726	56,013	33,267	1,85,720	1,92,465	9,750
9	Hooghly	82,150	69,983	59,497	3,95,100	46,782	18,211
10	Howrah	1,25,265	91,432	66,580	4,10,165	27,842	11,339
11	Jalpaiguri	34,800	41,754	45,550	1,51,038	2,80,550	8,318
12	Jhargram	19,715	16,520	24,890	69,100	1,32,000	5,468
13	Kalimpong	21,150	23,245	19,800	1,31,992	1,62,649	4,884
14	Malda	26,100	23,200	26,000	87,100	97,700	7,151
15	Murshidabad	36,594	62,202	56,900	7,89,737	1,15,350	5,867
16	Nadia	72,470	55,389	37,100	1,49,050	1,84,300	11,481
17	North 24 Parganas	1,12,000	1,02,594	44,140	9,36,465	3,00,000	11,675
18	Basirhat HD	44,320	59,020	35,636	1,74,000	2,61,150	7,094
19	Paschim Bardhaman	37,850	35,100	17,780	1,21,000	1,21,900	2,257
20	Paschim Medinipur	42,226	61,566	49,858	2,68,357	1,72,335	7,885
21	Purba Bardhaman	65,800	60,100	27,100	1,36,550	1,58,800	11,064
22	Purba Medinipur	54,550	52,030	33,220	4,24,050	74,532	20,481
23	Nandigram HD	18,750	38,026	30,640	1,21,050	1,01,000	8,244
24	Purulia	50,450	36,245	52,700	1,48,550	1,21,700	7,421
25	Rampurhat HD	24,150	29,000	30,300	62,050	76,650	5,637
26	South 24 Parganas	57,450	41,498	88,488	3,32,050	1,41,395	7,084
27	Uttar Dinajpur	35,750	43,550	68,314	2,01,900	3,18,500	9,246
28	Bankura S MC&H	21,415	55,773	10,200	1,99,384	2,94,296	7,428
29	Coochbehar MC&H	13,800	14,900	14,600	58,700	2,71,000	3,442
30	NB MC&H	40,350	1,03,500	20,000	2,24,200	2,46,500	8,390
31	Diamond Harbour MC&H	14,089	32,255	10,100	1,47,750	1,83,050	5,503
32	Malda MC&H	18,800	86,900	13,100	1,88,500	2,58,500	7,708
33	Murshidabad MC&H	31,848	96,364	16,601	1,80,950	72,600	8,390
34	Bardhaman MC&H	23,900	35,377	17,500	1,21,281	3,32,000	6,329
35	Medinipur MC&H	56,400	89,015	38,595	63,350	2,12,595	5,345
36	Purulia MC&H	13,300	24,108	51,600	49,300	1,66,548	12,715
37	Rampurhat MC&H	21,400	40,232	17,600	40,000	88,500	10,048
38	Raiganj MC&H	14,100	13,059	13,100	56,500	87,000	2,246
39	JNM MC&H	93,600	1,47,600	24,000	1,87,000	2,90,500	4,000
40	Sagar Dutta MC&H	93,600	1,47,600	17,600	1,87,000	2,90,500	4,000
41	ID & BG Hospital	57,000	81,500	29,000	1,01,100	1,49,000	4,950
42	RG Kar MCH	40,850	76,822	15,800	3,01,050	80,728	8,664
43	NRS MCH	69,922	1,23,519	32,729	2,15,550	2,93,700	7,276
44	IPGMER & SSKMH	98,900	1,33,800	68,500	47,049	4,99,500	18,167
45	Medical College, Kolkata	1,87,142	1,92,649	22,577	53,528	43,500	10,732
46	CNMCH	52,350	55,500	23,150	1,33,500	2,69,700	3,672
47	Other Govt Dept/Institutions	6,13,937	8,96,504	4,22,532	13,16,040	17,29,678	1,14,209
48	Stock in hand-In Transit	2,18,865	18,25,034	5,14,313	10,85,270	10,89,820	61,569
<b>TOTAL</b>		<b>30,70,262</b>	<b>55,65,040</b>	<b>24,47,359</b>	<b>1,11,50,208</b>	<b>1,09,53,210</b>	<b>5,35,789</b>

\*In addition to State supply, local procurement is also done.



# Department of Health & Family Welfare Govt. of West Bengal

## WEST BENGAL COVID-19 HEALTH BULLETIN – 30<sup>th</sup> MAY 2021

IX

DETAILS OF TESTING LABS

S. No.	Name of Testing Lab	Samples Tested	Method of Testing	Functional WEF
1	NICED	2,64,202	RT-PCR	Since Beginning
2	SSKM	3,65,234	RT-PCR	17-Mar-20
3	Medinipur MCH	2,06,269	RT-PCR	24-Mar-20
4	North Bengal MCH	4,37,322	RT-PCR	29-Mar-20
5	School of Tropical Medicine	2,75,536	RT-PCR	01-Apr-20
6	Apollo Hospital	72,781	RT-PCR	06-Apr-20
7	Tata Medical Centre	25,322	RT-PCR	06-Apr-20
8	Malda MCH	3,14,893	RT-PCR	08-Apr-20
9	Dr. Lal Pathlab	4,06,559	RT-PCR	17-Apr-20
10	Command Hospital	42,348	RT-PCR	17-Apr-20
11	CNCI	31,720	RT-PCR	22-Apr-20
12	RG Kar MCH	3,12,766	RT-PCR	24-Apr-20
13	SURAKSHA	2,31,763	RT-PCR	24-Apr-20
14	Murshidabad MCH	2,41,216	RT-PCR	26-Apr-20
15	Peerless	85,684	RT-PCR	30-Apr-20
16	Burdwan MCH	2,36,657	RT-PCR	06-May-20
17	MCH Kolkata	1,30,549	RT-PCR	08-May-20
18	NRS MCH	1,68,910	RT-PCR	12-May-20
19	Sanaka Hospitals	1,36,252	RT-PCR	12-May-20
20	Medica Hospital	1,53,549	RT-PCR	15-May-20
21	Bankura MCH	2,11,694	RT-PCR	22-May-20
22	Suri DH	1,59,663	RT-PCR	22-May-20
23	Coochbehar GMCH	2,18,359	RT-PCR	06-Jun-20
24	COMJNM Kalyani	2,15,774	RT-PCR	10-Jun-20
25	Desun Hospital	9,790	RT-PCR	17-Jun-20
26	RN Tagore Hospital	53,051	RT-PCR	24-Jun-20
27	Raigunj MCH	1,04,351	RT-PCR	26-Jun-20
28	Jagannath Gupta Institute of Medical Sciences	7,930	RT-PCR	06-Jul-20
29	ESI-Postgraduate Institute of Medical Science and Research	15,807	RT-PCR	16-Jul-20
30	Remedy Lifecare, Kolkata	17,344	RT-PCR	21-Jul-20
31	AMRI Dhakuria	68,038	RT-PCR	19-May-20
32	Rampurhat MCH	1,16,064	RT-PCR	19-May-20
33	CNMCH	1,01,040	RT-PCR	20-May-20
34	DH GMCH	2,10,694	RT-PCR	20-May-20
35	COMSDH	78,450	RT-PCR	27-May-20
36	Purulia Govt. MCH	1,25,677	RT-PCR	03-Jun-20
37	SRL Lab	2,49,508	RT-PCR	18-Jun-20
38	Probe diagnostics	64,471	RT-PCR	14-Aug-20
39	Pulse Diagnostics	88,447	RT-PCR	12-Sep-20
40	RB Diagnostic Kolkata	1,08,580	RT-PCR	20-Sep-20
41	Purba Medinipur DH	49,913	RT-PCR	24-Sep-20
42	B.P. Poddar Hospital & Medical Research Ltd	3,449	RT-PCR	27-Oct-20
43	Swastik Clinic & Seva Sadan Pvt. Ltd., Birbhum	1,012	RT-PCR	27-Oct-20
44	Repromed Diagnostic Ltd	30,167	RT-PCR	24-Sep-20
45	Gouri Devi Institute of Medical Sciences and Hospital	5,490	RT-PCR	07-Nov-20
46	IQ City Medical College Durgapur	13,509	RT-PCR	04-Dec-20
47	Imambara DH, Hooghly	42,705	RT-PCR	15-Dec-20
48	Saroj Gupta Cancer Center & Research Institute	5,111	RT-PCR	23-Dec-20
49	Lasco Medicare Pvt. Ltd. Howrah	10,551	RT-PCR	05-Jan-21
50	Icare Institute of Medical Sciences and Research	3,773	RT-PCR	25-Jan-21
51	Sanjiban Hospital, Howrah	6,376	RT-PCR	23-Feb-21
52	GCC DNA Diagnostic Lab	2,608	RT-PCR	22-Apr-21
53	Quadra Medical Services	1,074	RT-PCR	01-May-21
54	Hindlabs, Kolkata	2,187	RT-PCR	15-May-21
55	Pathkind Lab, Kolkata	158	RT-PCR	25-May-21
56	AMRI Salt Lake	21,098	CBNAAT	01-May-20
57	CMRI	20,763	CBNAAT	13-May-20
58	Asansol DH	12,829	TRUENAT	19-May-20
59	Jhargram DH	2,675	TRUENAT	19-May-20
60	Falakata SSH	3,871	TRUENAT	20-May-20

Note: Average tests per CBNAAT and TRUENAT machines are 32 per day and 16 per day respectively



# Department of Health & Family Welfare Govt. of West Bengal

## WEST BENGAL COVID-19 HEALTH BULLETIN – 30<sup>th</sup> MAY 2021

IX

DETAILS OF TESTING LABS

S. No.	Name of Testing Lab	Samples Tested	Method of Testing	Functional WEF
61	Balurghat DH	3,504	TRUENAT	22-May-20
62	Serampore DH	1,213	TRUENAT	25-May-20
63	Uluberia SSH	1,926	TRUENAT	27-May-20
64	Jangipur SDH	1,685	TRUENAT	27-May-20
65	Egra SDH	778	TRUENAT	27-May-20
66	MR Bangur Hospital	415	TRUENAT	28-May-20
67	Chanchal SDH	559	TRUENAT	28-May-20
68	Biswa Bangla Krirangan COVID Hospital	1,11,159	TRUENAT	31-May-20
69	Woodlands	12,196	CBNAAT	11-Jun-20
70	Alipurduar DH	1,542	TRUENAT	16-Jun-20
71	Basirhat DH	483	TRUENAT	19-Jun-20
72	Anandaloke Sonoscan, Siliguri	13,050	TRUENAT	27-Jun-20
73	Gangarampur SDH	1,296	CBNAAT	16-Jul-20
74	Contai SDH	1,891	TRUENAT	20-Jul-20
75	ILS hospital	2,806	TRUENAT	25-Jul-20
76	Uttar Latabari DH	187	TRUENAT	04-Aug-20
77	Nandigram SSH/DH	792	TRUENAT	04-Aug-20
78	Panskura Hospital	436	TRUENAT	06-Aug-20
79	Chittaranjan Seva Sadan Hospital	1,732	TRUENAT	10-Aug-20
80	Dr. PK Saha Hospital, Coochbihar	5,734	TRUENAT	11-Aug-20
81	Salt Lake SDH	846	TRUENAT	13-Aug-20
82	Charnock Hospital	7,742	TRUENAT	14-Aug-20
83	Gabberia SGH	399	TRUENAT	15-Aug-20
84	Spandan Disgnostic Center	12,503	TRUENAT	16-Aug-20
85	Kakdwip SSH	277	TRUENAT	17-Aug-20
86	Mal SSH	198	TRUENAT	18-Aug-20
87	Howrah DH	183	TRUENAT	21-Aug-20
88	Sagardighi SSH	573	TRUENAT	02-Sep-20
89	Domkal SSH	164	TRUENAT	06-Sep-20
90	Udaynarayanpur SGH Howrah	53	TRUENAT	07-Sep-20
91	GD Hospital & Diabetes Institute, Howrah	2,312	CBNAAT	08-Sep-20
92	Nightingale Diagnostic & Medicare Centre	7,271	TRUENAT	12-Sep-20
93	Bhagirathi Neotia Woman * Child Care Centre	901	CBNAAT	16-Sep-20
94	Krishnanagar DTC	171	TRUENAT	29-Sep-20
95	Mission Hospital, Durgapur	15,681	TRUENAT	29-Sep-20
96	Medinova, Kolkata	4,687	TRUENAT	01-Oct-20
97	MSS Bansal Medical, Kolkata	12,960	TRUENAT	02-Oct-20
98	TLJ, SGH, Howrah	305	TRUENAT	02-Oct-20
99	Narayan Memorial Hospital, Kolkata	702	TRUENAT	02-Oct-20
100	Kalimpong DH	377	TRUENAT	06-Oct-20
101	Mirik BPHC, Darjeeling	136	TRUENAT	09-Oct-20
102	Barjore SSH, Bankura	384	TRUENAT	11-Oct-20
103	Darjeeling DH	348	TRUENAT	11-Oct-20
104	Metropolis Kolkata	64,494	TRUENAT	14-Oct-20
105	Laboratory Services, Healthworld Hospitals, Durgapur	5,529	TRUENAT	04-Dec-20
106	Neotia Getwel Healthcare Centre, Siliguri	1,253	CBNAAT	09-Jan-21
107	Arogya Niketan Nursing Home	2,300	TRUENAT	16-Jan-21
108	Ruby General Hospital	1,899	CBNAAT	20-Jan-21
109	Cliniperfect Polyclinic and Diagnostics	1,041	TRUENAT	23-Feb-21
110	10 Air Force Hospital, Hasimara	808	TRUENAT	23-Apr-21
111	4 Air Force Hospital, Midnapore	1,055	TRUENAT	23-Apr-21
112	164 Military Hospital, Binnaguri	1,325	TRUENAT	23-Apr-21
113	Central Hospital, SE Railway, Kolkata	659	CBNAAT	23-Apr-21
114	Zenith super speciality hospital	1,273	TRUENAT	23-Apr-21
115	Alipurduar Railway Hospital	2,271	TRUENAT	23-Apr-21
116	Antigen Test done within the State	50,52,390	-	-
117	Samples Tested in Labs Outside the State	3,99,697	RT-PCR	-
<b>TOTAL</b>		<b>1,23,72,134</b>		

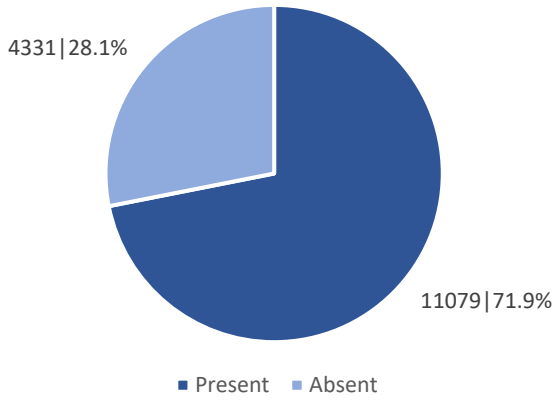
Note: Average tests per CBNAAT and TRUENAT machines are 32 per day and 16 per day respectively



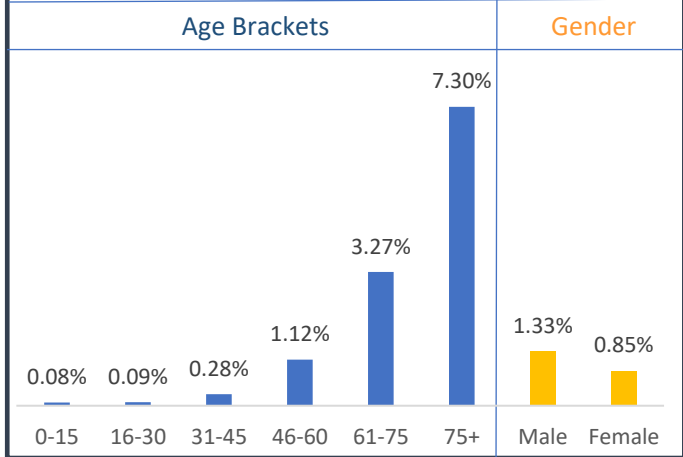
WEST BENGAL COVID-19 HEALTH BULLETIN – 30<sup>th</sup> MAY 2021

X

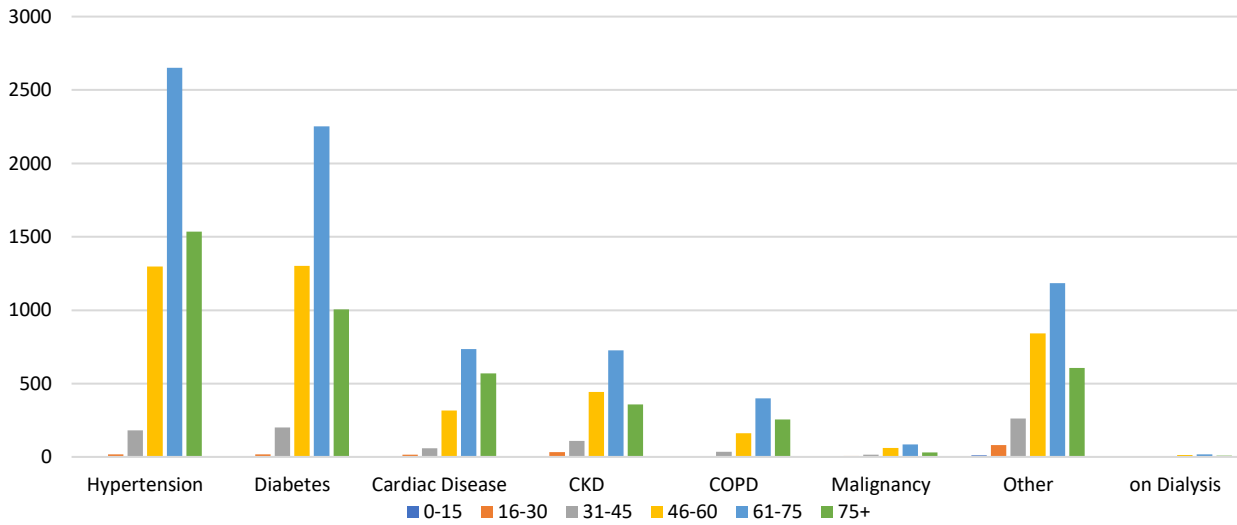
**Comorbidity Status in Deceased Cases (n=15,410)**



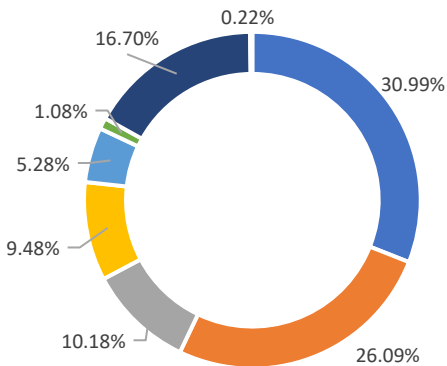
**Fatality Rate in Respective Age Brackets & Gender Group**



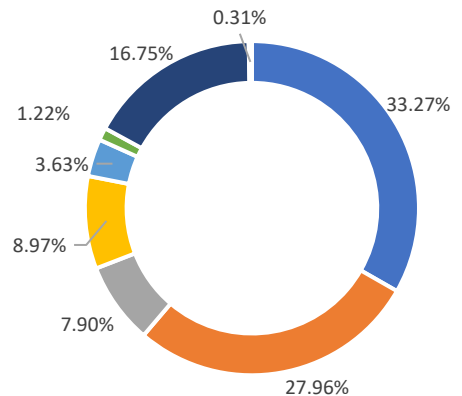
**Age Group Wise Comorbidities Among Deceased**



**Share of Comorbidities in Male**



**Share of Comorbidities in Female**



FATALITY ANALYSIS



# Department of Health & Family Welfare Govt. of West Bengal

## WEST BENGAL COVID-19 HEALTH BULLETIN – 30<sup>th</sup> MAY 2021

**XI**
**EQUIPMENT SUPPLY**

S. No	Equipment	Ordered by State Govt.	Received Yesterday	Total Received by State Govt.	Order Pending
1	PPEs	32.10 L	2,000	29.99 L	2.11 L
2	N95/FFP2 Masks	55.20 L	10,000	54.69 L	0.51 L
3	Regular Masks	123.84 L	20,000	115.70 L	8.14 L
4	Hand Sanitizers (In Ltrs.)	5.21 L	1,000	5.18 L	0.03 L
5	Gloves	125.00 L	20,000	106.40 L	18.60 L
6	Thermal Guns	20,000	NIL	20,000	NIL

**XII**
**DEDICATED COVID-19 HELPLINE (24 X 7)**

1. Dedicated COVID-19 Helpline : **1800 313 444 222**
2. Direct Telemedicine Line : **033 23576001**
3. Ambulance Service : **033 40902929**
4. COVID Telemedicine App "[Covid Telemedicine WB](#)" on Google Play Store
  - These services include allocation of beds in Govt. hospitals and Safe Homes
  - Telemedicine for citizens at large and those in home isolation
  - Ambulance service includes guidance and provision of Govt. ambulance
5. Tele-Psychological counselling services have started since August 1<sup>st</sup>, 2020.

General Queries			
1	A	Total Queries addressed in last 24 hours	5,981
	B	Total Queries addressed till 29 <sup>th</sup> May	18,05,830
Telemedicine			
2	A	Total consultations given in last 24 hours	2,127
	B	Total consultations given till 29 <sup>th</sup> May	6,91,774
Ambulance Services			
3	A	Ambulances assigned in last 24 hours	747
	B	Total calls received in last 24 hours	747
Tele-Psychological Counselling			
4	A	Counselling given in last 24 hours	1,002
	B	Counselling given till 29 <sup>th</sup> May	3,54,769

### State Government Interventions :

- Status of availability of beds for Covid positive patients in government and private hospitals along with other related services is available at [https://excise.wb.gov.in/chms/CHMS/Page/CHMS\\_State\\_Dashboard\\_New.aspx](https://excise.wb.gov.in/chms/CHMS/Page/CHMS_State_Dashboard_New.aspx)
- Safe Homes : An initiative by the Government of West Bengal for care and treatment of asymptomatic/mild symptomatic COVID patients for whom home isolation is not possible /advisable
- As per State Government advisory Satellite Health Facilities are being developed by private hospitals in close vicinity of their hospitals as separate health facility for treatment of asymptomatic/mild symptomatic COVID patients. This intervention is expected to free beds in the hospitals for serious patients.

All the guidelines and orders relating to Covid-19 are posted on [www.wbhealth.gov.in](http://www.wbhealth.gov.in)

You can follow us on :

Facebook at: <https://www.facebook.com/wbdhfw/>

Twitter at: <https://twitter.com/wbdhfw>