



# Department of Health & Family Welfare Govt. of West Bengal

## WEST BENGAL COVID-19 HEALTH BULLETIN – 30<sup>th</sup> OCT 2021

### I COVID 19 STATUS

S. No	Subject	Number
1	New COVID-19 Cases on 30 <sup>th</sup> Oct	980
2	<b>Total COVID-19 Cases till 30<sup>th</sup> Oct</b>	<b>15,91,994</b>
3	Total Discharged	15,64,558 (+880)
4	Total Deaths as on 30 <sup>th</sup> Oct*	19,126 (+13)
5	<b>Active COVID-19 Cases as on 30<sup>th</sup> Oct</b>	<b>8,310 (+87)</b>
6	Discharge Rate (3/2)	98.28%
7	Fatality Rate (4/2)	1.20%

Note: All figures updated till 9AM, 30<sup>th</sup> Oct

#Daily increase/decrease with respect to previous day is shown as (+/-)

\*Complete analysis can be referred from **Section X**, (Page no. 5)

### II TESTING SNAPSHOT

S. No	Subject	Number
1	Samples Tested on 30 <sup>th</sup> Oct	47,131
2	<b>Total Number of Samples Tested till 30<sup>th</sup> Oct</b>	<b>1,91,80,886</b>
3	<b>Positivity Rate as on 30<sup>th</sup> Oct</b>	<b>2.08%</b>
4	Tests per Million population	2,13,121
5	Total Testing Laboratories*	150
6	RT-PCR/Antigen Test Ratio	49: 51

\*Detailed breakup of these laboratories is given on **Page 3 and Page 4**

### III TREATMENT INFRASTRUCTURE SNAPSHOT

S. No	Subject	Number
1	Total Number of Hospitals dedicated for treating COVID-19	203
2	Total Number of Govt. Hospitals dedicated for treating COVID-19	196
3	Total Number of Pvt. Hospitals requisitioned for treating COVID-19	7
4	Total Number of earmarked COVID-19 Beds	23,947
5	% Occupancy in COVID Beds	3.05%
6	Total ICU/HDU Beds in the COVID Hospitals	2,861
7	Total Number of Safe Homes	200
8	Total Number of Beds in Safe Homes	11,507

### IV ACTIVE CASES SNAPSHOT

S. No	Subject	Number
1	Total number of people currently in Home Isolation	6,914
2	Total Number of Patients in Hospitals	1,175
3	Total Number of Patients in Safe Homes	221

### V VACCINATION STATUS

S. No	Subject	Number
1	Total Number of people vaccinated on 30 <sup>th</sup> Oct	9,99,610
2	First Dose on 30 <sup>th</sup> Oct	6,85,970
3	Second Dose on 30 <sup>th</sup> Oct	3,13,640
4	Cumulative Vaccination till 30 <sup>th</sup> Oct	7,63,56,331
5	Cumulative Vaccination First Dose	5,51,59,611
6	Cumulative Vaccination Second Dose	2,11,96,720
7	Number of CVC (Common Vaccination Centres)	5,024
8	Cumulative AEFI cases reported	5,029
9	Vaccine wastage	-7%



# Department of Health & Family Welfare Govt. of West Bengal

## WEST BENGAL COVID-19 HEALTH BULLETIN – 30<sup>th</sup> OCT 2021

### VI

#### DISTRICT COVID-19 STATUS#

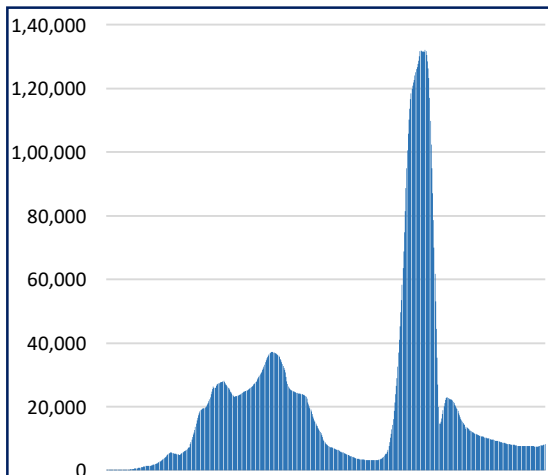
1	2	3	4	5	6 = 3-4-5	7
S. No	District	Total Cases	Total Discharged	Total Deaths	Total Active Cases	Last Reported Case
1	Alipurduar	15,585 <sup>+4</sup>	15,436 <sup>+5</sup>	102	47 <sup>-1</sup>	29-Oct-21
2	Coochbehar	29,265 <sup>+11</sup>	29,047 <sup>+13</sup>	97	121 <sup>-2</sup>	29-Oct-21
3	Darjeeling	57,120 <sup>+41</sup>	56,295 <sup>+30</sup>	539 <sup>+1</sup>	286 <sup>+10</sup>	29-Oct-21
4	Kalimpong	7,034 <sup>+3</sup>	6,946 <sup>+4</sup>	54	34 <sup>-1</sup>	29-Oct-21
5	Jalpaiguri	41,966 <sup>+14</sup>	41,239 <sup>+17</sup>	571	156 <sup>-3</sup>	29-Oct-21
6	Uttar Dinajpur	19,850 <sup>+3</sup>	19,552 <sup>+7</sup>	238	60 <sup>-4</sup>	29-Oct-21
7	Dakshin Dinajpur	17,875 <sup>+16</sup>	17,557 <sup>+16</sup>	170	148	29-Oct-21
8	Malda	33,374 <sup>+12</sup>	33,113 <sup>+8</sup>	186	75 <sup>+4</sup>	29-Oct-21
9	Murshidabad	33,988 <sup>+10</sup>	33,597 <sup>+6</sup>	328 <sup>+1</sup>	63 <sup>+3</sup>	29-Oct-21
10	Nadia	73,302 <sup>+45</sup>	72,006 <sup>+47</sup>	858	438 <sup>-2</sup>	29-Oct-21
11	Birbhum	41,177 <sup>+35</sup>	40,707 <sup>+18</sup>	286	184 <sup>+17</sup>	29-Oct-21
12	Purulia	19,417 <sup>+2</sup>	19,280 <sup>+3</sup>	113	24 <sup>-1</sup>	29-Oct-21
13	Bankura	36,283 <sup>+25</sup>	35,818 <sup>+20</sup>	274	191 <sup>+5</sup>	29-Oct-21
14	Jhargram	12,132 <sup>+2</sup>	12,058 <sup>+5</sup>	27	47 <sup>-3</sup>	29-Oct-21
15	Paschim Medinipur	53,555 <sup>+22</sup>	52,792 <sup>+28</sup>	507 <sup>+1</sup>	256 <sup>-7</sup>	29-Oct-21
16	Purba Medinipur	63,082 <sup>+16</sup>	62,532 <sup>+16</sup>	397 <sup>+1</sup>	153 <sup>-1</sup>	29-Oct-21
17	Purba Bardhaman	41,989 <sup>+22</sup>	41,563 <sup>+25</sup>	198	228 <sup>-3</sup>	29-Oct-21
18	Paschim Bardhaman	57,746 <sup>+37</sup>	57,159 <sup>+23</sup>	356	231 <sup>+14</sup>	29-Oct-21
19	Howrah	98,684 <sup>+82</sup>	96,494 <sup>+70</sup>	1,524	666 <sup>+12</sup>	29-Oct-21
20	Hooghly	86,242 <sup>+73</sup>	84,576 <sup>+72</sup>	990	676 <sup>+1</sup>	29-Oct-21
21	North 24 Parganas	3,29,113 <sup>+148</sup>	3,22,950 <sup>+143</sup>	4,827 <sup>+5</sup>	1,336	29-Oct-21
22	South 24 Parganas	1,00,882 <sup>+85</sup>	98,876 <sup>+70</sup>	1,335	671 <sup>+15</sup>	29-Oct-21
23	Kolkata	3,22,267 <sup>+272</sup>	3,14,902 <sup>+234</sup>	5,146 <sup>+4</sup>	2,219 <sup>+34</sup>	29-Oct-21
24	Other State	66	63	3	0	6-Jun-20
	<b>TOTAL</b>	<b>15,91,994<sup>+980</sup></b>	<b>15,64,558<sup>+880</sup></b>	<b>19,126<sup>+13</sup></b>	<b>8,310<sup>+87</sup></b>	

#District Wise data is subject to verification and may change

#Daily increase/decrease with respect to previous day is in superscript as +/- (Eg: <sup>+4</sup>)

### VII

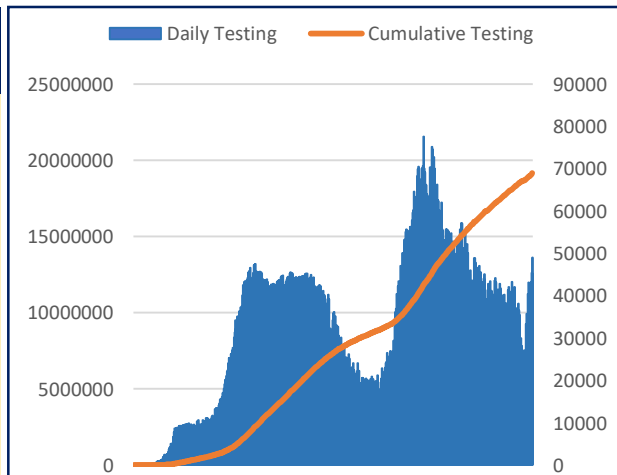
#### DAILY CUMULATIVE ACTIVE COVID-19 CASES



17th March 2020 to 30<sup>th</sup> Oct 2021

### VIII

#### SAMPLES TESTED (Daily and Cumulative)



17th March 2020 to 30<sup>th</sup> Oct 2021



# Department of Health & Family Welfare Govt. of West Bengal

## WEST BENGAL COVID-19 HEALTH BULLETIN – 30<sup>th</sup> OCT 2021

IX

DETAILS OF TESTING LABS

S. No.	Name of Testing Lab	District	Authority	Samples Tested	Testing Method	Functional WEF
1	NICED	Kolkata	Central Govt	3,33,612	RT-PCR	Since Beginning
2	SSKM	Kolkata	State Govt	5,07,951	RT-PCR	17-Mar-20
3	Medinipur MCH	Paschim Midnapore	State Govt	2,51,839	RT-PCR	24-Mar-20
4	North Bengal MCH	Darjeeling	State Govt	5,79,119	RT-PCR	29-Mar-20
5	School of Tropical Medicine	Kolkata	State Govt	3,45,796	RT-PCR	01-Apr-20
6	Apollo Hospital	North 24 Pargana	PVT	1,04,168	RT-PCR	06-Apr-20
7	Tata Medical Centre	North 24 Pargana	PVT	33,085	RT-PCR	06-Apr-20
8	Malda MCH	Malda	State Govt	4,36,100	RT-PCR	08-Apr-20
9	Dr. Lal Pathlab	North 24 Pargana	PVT	4,90,900	RT-PCR	17-Apr-20
10	Command Hospital	Kolkata	Central Govt	57,584	RT-PCR	17-Apr-20
11	CNCI	Kolkata	Central Govt	43,061	RT-PCR	22-Apr-20
12	RG Kar MCH	Kolkata	State Govt	3,74,954	RT-PCR	24-Apr-20
13	SURAKSHA	North 24 Pargana	PVT	2,99,210	RT-PCR	24-Apr-20
14	Murshidabad MCH	Murshidabad	State Govt	3,47,850	RT-PCR	26-Apr-20
15	Peerless	Kolkata	PVT	1,09,729	RT-PCR	30-Apr-20
16	Burdwan MCH	Burdwan	State Govt	3,34,439	RT-PCR	06-May-20
17	MCH Kolkata	Kolkata	State Govt	1,72,519	RT-PCR	08-May-20
18	NRS MCH	Kolkata	State Govt	2,04,691	RT-PCR	12-May-20
19	Sanaka Hospitals	Paschim Burdwan	PVT	1,45,090	RT-PCR	12-May-20
20	Medica Hospital	Kolkata	PVT	1,86,341	RT-PCR	15-May-20
21	Bankura MCH	Bankura	State Govt	3,21,376	RT-PCR	22-May-20
22	Suri DH	Birbhum	State Govt	2,20,228	RT-PCR	22-May-20
23	Cochbehar GMCH	Cooch Bihar	State Govt	3,16,975	RT-PCR	06-Jun-20
24	COMJNM Kalyani	Nadia	State Govt	2,72,030	RT-PCR	10-Jun-20
25	Desun Hospital	Kolkata	PVT	14,587	RT-PCR	17-Jun-20
26	RN Tagore Hospital	Kolkata	PVT	81,301	RT-PCR	24-Jun-20
27	Raigunj MCH	Uttar Dinajpur	State Govt	1,55,195	RT-PCR	26-Jun-20
28	Jagannath Gupta Institute of Medical Sciences	South 24 Pargana	PVT	10,120	RT-PCR	06-Jul-20
29	ESI-PGIMSR	Kolkata	PVT	26,424	RT-PCR	16-Jul-20
30	Remedy Lifecare, Kolkata	Kolkata	PVT	24,227	RT-PCR	21-Jul-20
31	AMRI Dhakuria	Kolkata	PVT	86,222	RT-PCR	19-May-20
32	Rampurhat MCH	Birbhum	State Govt	1,78,755	RT-PCR	19-May-20
33	CNMCH	Kolkata	State Govt	1,31,823	RT-PCR	20-May-20
34	DH GMCH	South 24 Pargana	State Govt	3,28,247	RT-PCR	20-May-20
35	COMSDH	North 24 Pargana	State Govt	1,04,614	RT-PCR	27-May-20
36	Purulia Govt. MCH	Purulia	State Govt	1,92,237	RT-PCR	03-Jun-20
37	SRL Lab	Kolkata	PVT	3,57,574	RT-PCR	18-Jun-20
38	Probe diagnostics	Kolkata	PVT	84,556	RT-PCR	14-Aug-20
39	Pulse Diagnostics	Kolkata	PVT	1,36,764	RT-PCR	12-Sep-20
40	RB Diagnostic Kolkata	Kolkata	PVT	1,67,080	RT-PCR	20-Sep-20
41	Purba Medinipur DH	Purba Midnapur	State Govt	1,13,375	RT-PCR	24-Sep-20
42	B.P. Poddar Hospital & Medical Research Ltd	Kolkata	PVT	6,062	RT-PCR	27-Oct-20
43	Swastik Clinic & Seva Sadan Pvt. Ltd., Birbhum	Birbhum	PVT	1,590	RT-PCR	27-Oct-20
44	Repromed Diagnostic Ltd	Kolkata	PVT	42,630	RT-PCR	24-Sep-20
45	Gouri Devi Institute of Medical Sciences	Purba Burdwan	PVT	8,262	RT-PCR	07-Nov-20
46	IQ City Medical College Durgapur	Paschim Burdwan	PVT	22,519	RT-PCR	04-Dec-20
47	Imambara DH, Hooghly	Hooghly	State Govt	1,36,650	RT-PCR	15-Dec-20
48	Saroj Gupta Cancer Center & Research Institute	Kolkata	PVT	8,627	RT-PCR	23-Dec-20
49	Lasco Medicare Pvt. Ltd. Howrah	Howrah	PVT	23,426	RT-PCR	05-Jan-21
50	Icare Institute of Medical Sciences and Research	Purba Midnapur	PVT	10,972	RT-PCR	25-Jan-21
51	Sanjiban Hospital, Howrah	Howrah	PVT	13,580	RT-PCR	23-Feb-21
52	GCC DNA Diagnostic Lab	South 24 Pargana	PVT	5,565	RT-PCR	22-Apr-21
53	Quadra Medical Services	Kolkata	PVT	2,688	RT-PCR	01-May-21
54	Hindlabs, Kolkata	North 24 Pargana	PVT	64,169	RT-PCR	15-May-21
55	Pathkind Lab, Kolkata	Kolkata	PVT	21,770	RT-PCR	25-May-21
56	KPC Medical College	Kolkata	PVT	2,625	RT-PCR	1-Jun-21
57	Krishna Medica Lab, Kolkata	Kolkata	PVT	21,821	RT-PCR	2-Jun-21
58	Institute of Neurosciences, Kolkata	Kolkata	PVT	2,185	RT-PCR	4-Jun-21
59	Life Cell International, Kolkata	North 24 Pargana	PVT	25,243	RT-PCR	4-Jun-21
60	The Apollo Clinic - Pvt.Ltd.	Kolkata	PVT	7,643	RT-PCR	8-Jun-21
61	Genu Path Labs	North 24 Pargana	PVT	2,683	RT-PCR	27-Jun-21
62	Dr. ABG's Pathoscan Center	Purba Burdwan	PVT	3,519	RT-PCR	30-Jun-21
63	Aloka Medicare Pvt Ltd	Kolkata	PVT	4,424	RT-PCR	8-July-21
64	Burnpur Hospital (SAIL-IISCO)	Paschim Burdwan	PVT	4,887	RT-PCR	8-July-21
65	Nirnayan Healthcare Pvt Ltd	North 24 Pargana	PVT	13,437	RT-PCR	18-July-21
66	Welkin Medicare Pvt Ltd	Kolkata	PVT	3,120	RT-PCR	30-July-21
67	Organ Diagnostic Centre	Kolkata	PVT	6,947	RT-PCR	31-July-21
68	Specialist Clinic & Diagnostic	North 24 Pargana	PVT	3,567	RT-PCR	03-Aug-21
69	Mediann Diagnostic Ltd	Howrah	PVT	6,093	RT-PCR	5-Aug-21
70	Molecular Lab of Paramount Hospital	Darjeeling	PVT	543	RT-PCR	12-Aug-21
71	Lakhotia Diagnostic Services	Howrah	PVT	2,554	RT-PCR	20-Aug-21
72	One Diagnostics	Kolkata	PVT	2,086	RT-PCR	20-Aug-21
73	District Hospital SSB	Jalpaiguri	PVT	14,161	RT-PCR	26-Aug-21
74	Diverse Genomics Pvt Ltd	Kolkata	PVT	1,150	RT-PCR	28-Aug-21
75	See Cure Lab	North 24 Pargana	PVT	2,734	RT-PCR	31-Aug-21
76	Unipath speciality laboratory	North 24 Pargana	PVT	5,040	RT-PCR	4-Sep-21

Note: Average tests per CBNAAT and TRUENAT machines are 32 per day and 16 per day respectively



# Department of Health & Family Welfare Govt. of West Bengal

## WEST BENGAL COVID-19 HEALTH BULLETIN – 30<sup>th</sup> OCT 2021

IX

DETAILS OF TESTING LABS

S. No.	Name of Testing Lab	District	Authority	Samples Tested	Testing Method	Functional WEF
77	SG Clinic & Diagnostic Laboratory	North 24 Pargana	PVT	99	RT-PCR	22-Sep-21
78	Dolphin Medical Clinic	North 24 Pargana	PVT	145	RT-PCR	8-Oct-21
79	Subham Hospital & Diagnostic Center	Cooch Bihar	PVT	109	RT-PCR	19-Oct-21
80	B M Birla Hospital	Kolkata	PVT	1,984	RT-LAMP	7-Jun-21
81	Agrasen Healthcare Centre	Jalpaiguri	PVT	5,099	RT-LAMP	22-July-21
82	Reliable Multispeciality Clinic	North 24 Pargana	PVT	776	RT-LAMP	31-Aug-21
83	Western Diagnostic Centre Private Ltd	Kolkata	PVT	264	RT-LAMP	28-Sep-21
84	CSIR-Indian Institute of Chemical Biology	Kolkata	Central Govt	48	RT-LAMP	8-Oct-21
85	Shri VishudhanandSaraswati Marwari Hospital	Kolkata	PVT	340	TRUENAT	31-Aug-21
86	AMRI Mukundapur	South 24 Pargana	PVT	656	TRUENAT	10-Sep-21
87	AMRI Salt Lake	North 24 Pargana	PVT	28,568	CBNAAT	01-May-20
88	CMRI	Kolkata	PVT	28,981	CBNAAT	13-May-20
89	Asansol DH	Paschim Burdwan	State Govt	58,945	TRUENAT	19-May-20
90	Jhargram DH	Jhargram	State Govt	2,754	TRUENAT	19-May-20
91	Falakata SSH	Alipurduar	State Govt	3,872	TRUENAT	20-May-20
92	Balurghat DH	Dakshin Dinajpur	State Govt	3,627	TRUENAT	22-May-20
93	Serampore DH	Hooghly	State Govt	1,216	TRUENAT	25-May-20
94	Uluberia SSH	Howrah	State Govt	1,990	TRUENAT	27-May-20
95	Jangipur SDH	Murshidabad	State Govt	1,685	TRUENAT	27-May-20
96	Egra SDH	Purba Midnapur	State Govt	823	TRUENAT	27-May-20
97	MR Bangur Hospital	South 24 Pargana	State Govt	419	TRUENAT	28-May-20
98	Chanchal SDH	Malda	State Govt	559	TRUENAT	28-May-20
99	Biswa Bangla Krirangan COVID Hospital	Jalpaiguri	State Govt	1,96,812	TRUENAT	31-May-20
100	Parkview Super Speciality Hospital	North 24 Pargana	PVT	322	TRUENAT	26-Aug-21
101	Woodlands	Kolkata	PVT	17,616	CBNAAT	11-Jun-20
102	Alipurduar DH	Alipurduar	State Govt	13,505	TRUENAT	16-Jun-20
103	Basirhat DH	North 24 Pargana	State Govt	512	TRUENAT	19-Jun-20
104	Anandaloke Sonoscan, Siliguri	Darjeeling	PVT	25,212	TRUENAT	27-Jun-20
105	Gangarampur SDH	Dakshin Dinajpur	State Govt	1,832	CBNAAT	16-Jul-20
106	Contal SDH	Purba Midnapur	State Govt	1,902	TRUENAT	20-Jul-20
107	ILS hospital	Kolkata	PVT	4,889	TRUENAT	25-Jul-20
108	Uttar Latabari DH	Alipurduar	State Govt	472	TRUENAT	04-Aug-20
109	Nandigram SSH/DH	Purba Midnapur	State Govt	827	TRUENAT	04-Aug-20
110	Panskura Hospital	Purba Midnapur	State Govt	436	TRUENAT	06-Aug-20
111	Chittaranjan Seva Sadan Hospital	Kolkata	State Govt	1,778	TRUENAT	10-Aug-20
112	Dr. PK Saha Hospital, Coochbihar	Cooch Bihar	PVT	8,983	TRUENAT	11-Aug-20
113	Salt Lake SDH	North 24 Pargana	State Govt	853	TRUENAT	13-Aug-20
114	Charnock Hospital	Kolkata	PVT	12,089	TRUENAT	14-Aug-20
115	Gabberia SGH	Howrah	State Govt	964	TRUENAT	15-Aug-20
116	Spandan Disgnostic Center	Paschim Midnapore	PVT	13,474	TRUENAT	16-Aug-20
117	Kakdwip SSH	South 24 Pargana	State Govt	277	TRUENAT	17-Aug-20
118	Mal SSH	Jalpaiguri	State Govt	199	TRUENAT	18-Aug-20
119	Howrah DH	Howrah	State Govt	185	TRUENAT	21-Aug-20
120	Spandan Hospital, Kolkata	North 24 Pargana	PVT	5,651	TRUENAT	01-Sep-20
121	Sagardighi SSH	Murshidabad	State Govt	649	TRUENAT	02-Sep-20
122	Domkal SSH	Murshidabad	State Govt	164	TRUENAT	06-Sep-20
123	Udaynarayanpur SGH Howrah	Howrah	State Govt	53	TRUENAT	07-Sep-20
124	GD Hospital & Diabetes Institute, Howrah	Kolkata	PVT	3,417	CBNAAT	08-Sep-20
125	Nightingale Diagnostic & Medicare Centre	Kolkata	PVT	16,745	TRUENAT	12-Sep-20
126	Bhagirathi Neotia Woman * Child Care Centre	North 24 Pargana	PVT	1,621	CBNAAT	16-Sep-20
127	Krishnanagar DTC	Nadia	State Govt	172	TRUENAT	29-Sep-20
128	Mission Hospital, Durgapur	Paschim Burdwan	PVT	26,842	TRUENAT	29-Sep-20
129	Medinova, Kolkata	Kolkata	PVT	6,814	TRUENAT	01-Oct-20
130	MSS Bansal Medical, Kolkata	Kolkata	PVT	18,412	TRUENAT	02-Oct-20
131	TJ, SGH, Howrah	Howrah	PVT	415	TRUENAT	02-Oct-20
132	Narayan Memorial Hospital, Kolkata	Kolkata	PVT	1,178	TRUENAT	02-Oct-20
133	Kalimpong DH	Kalimpong	State Govt	522	TRUENAT	06-Oct-20
134	Mirik BPHC, Darjeeling	Darjeeling	State Govt	136	TRUENAT	09-Oct-20
135	Barjore SSH, Bankura	Bankura	State Govt	414	TRUENAT	11-Oct-20
136	Darjeeling DH	Darjeeling	State Govt	568	TRUENAT	11-Oct-20
137	Metropolis Kolkata	Kolkata	PVT	1,14,638	TRUENAT	14-Oct-20
138	Laboratory Services, Healthworld Hospitals, Durgapur	Paschim Burdwan	PVT	11,175	TRUENAT	04-Dec-20
139	Neotia Getwel Healthcare Centre, Siliguri	Darjeeling	PVT	4,556	CBNAAT	09-Jan-21
140	Arogya Niketan Nursing Home	Darjeeling	PVT	5,790	TRUENAT	16-Jan-21
141	Ruby General Hospital	Kolkata	PVT	5,127	CBNAAT	20-Jan-21
142	Cliniperfect Polyclinic and Diagnostics	North 24 Pargana	PVT	2,118	TRUENAT	23-Feb-21
143	10 Air Force Hospital, Hasimara	Alipurduar	Central Govt	1,060	TRUENAT	23-Apr-21
144	4 Air Force Hospital, Midnapore	Paschim Midnapore	Central Govt	1,848	TRUENAT	23-Apr-21
145	164 Military Hospital, Binnaguri	Jalpaiguri	Central Govt	2,342	TRUENAT	23-Apr-21
146	Central Hospital, SE Railway, Kolkata	Kolkata	Central Govt	1,767	CBNAAT	23-Apr-21
147	Zenith super speciality hospital	Kolkata	PVT	6,247	TRUENAT	23-Apr-21
148	Alipurduar Railway Hospital	Alipurduar	Central Govt	3,920	TRUENAT	23-Apr-21
149	Sonoscan Healthcare Pvt Ltd	Malda	PVT	754	TRUENAT	27-July-21
150	Medica North Bengal Clinic	Darjeeling	PVT	757	TRUENAT	22-Sep-21
151	Antigen Test done within the State		State Govt	86,05,414	-	-
152	Samples Tested in Labs Outside the State		PVT	6,96,782	RT-PCR	-
				<b>1,91,80,886</b>	-	-

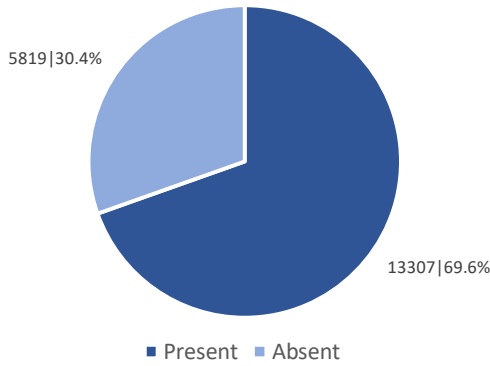
Note: Average tests per CBNAAT and TRUENAT machines are 32 per day and 16 per day respectively



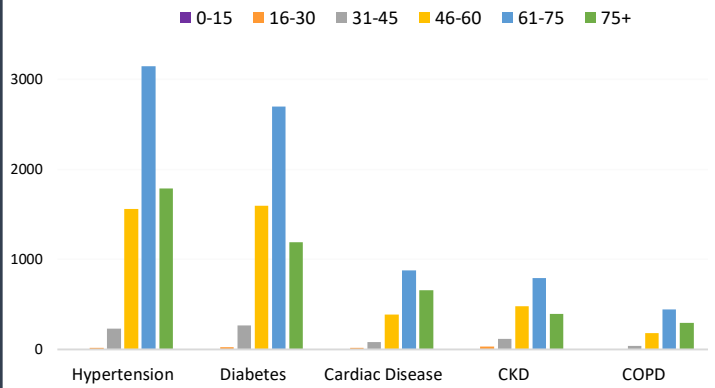
WEST BENGAL COVID-19 HEALTH BULLETIN – 30<sup>th</sup> OCT 2021

X

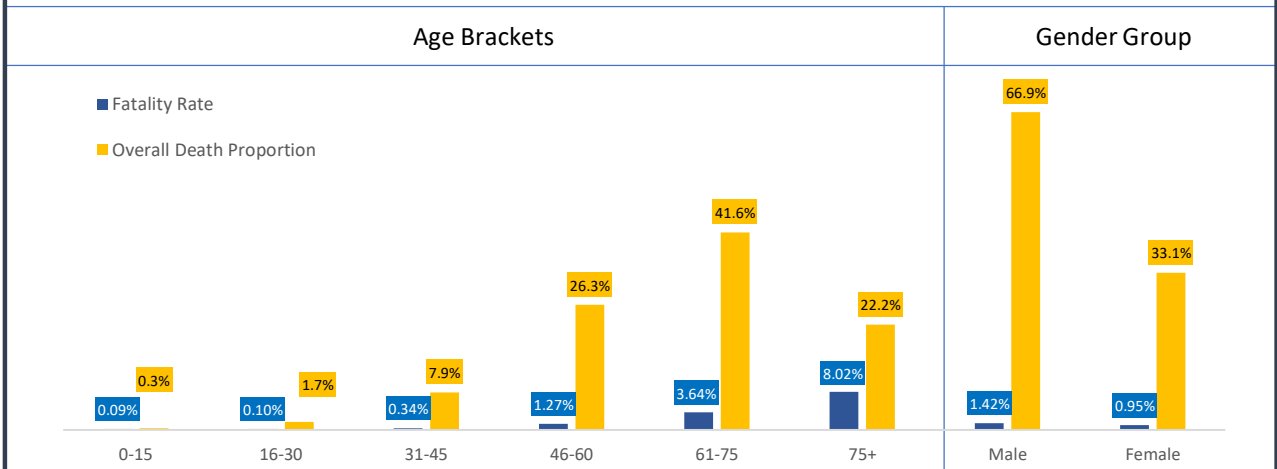
**Comorbidity Status in Deceased Cases (n=19,126)**



**Age Group Wise Comorbidities Among Deceased**

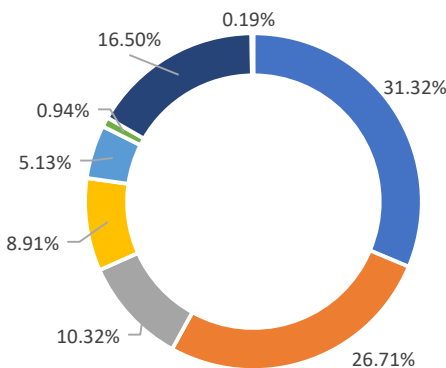


**Fatality Rate & Death Proportion in Respective Age Brackets & Gender Groups**

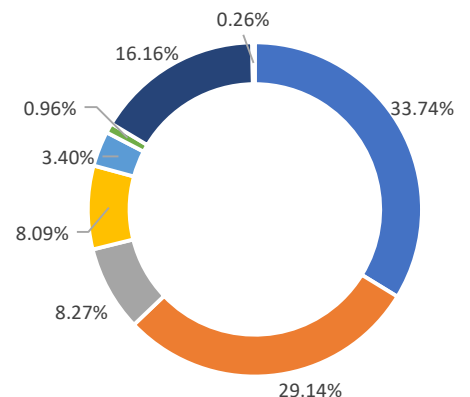


\*The blue data label shows the fatality rate in respective age/gender group i.e. no. of deaths as a proportion of total infections in respective age/gender group  
\*\*The orange data label shows the proportion of total deaths in respective age/gender group

**Share of Comorbidities in Male**



**Share of Comorbidities in Female**



FATALITY ANALYSIS



# Department of Health & Family Welfare Govt. of West Bengal

## WEST BENGAL COVID-19 HEALTH BULLETIN – 30<sup>th</sup> OCT 2021

**XI**

**EQUIPMENT AND CONSUMABLE SUPPLY**

S. No	Consumable	Ordered by State Govt.	Received Yesterday	Total Received by State Govt.	Order Pending
1	PPEs	42.10 L	2,000	33.05 L	9.05 L
2	N95/FFP2 Masks	72.70 L	10,000	69.69 L	3.01 L
3	Regular Masks	148.84 L	20,000	146.30 L	2.54 L
4	Hand Sanitizers (In Ltrs)	6.76 L	1,000	6.71 L	0.05 L
5	Gloves	133.00 L	20,000	129.00 L	4.00 L
6	Thermal Guns	20,000	NIL	20,000	NIL

S. No	Equipment	Number
1	Total Number of HFNO	492
2	Total Number of Oxygen Concentrators	5,815
3	Total Number of functional MGPS	135
4	Total Number of functional LMO Tanks	13
5	Total Number of functional PSA plants	45
6	Total Number of Ventilators in COVID Hospitals	1,298

**XII**

**DEDICATED COVID-19 HELPLINE (24 X 7)**

1. Dedicated COVID-19 Helpline : **1800 313 444 222**
2. Direct Telemedicine Line : **033 23576001**
3. Ambulance Service : **033 40902929**
4. COVID Telemedicine App "[Covid Telemedicine WB](#)" on Google Play Store
  - These services include allocation of beds in Govt. hospitals and Safe Homes
  - Telemedicine for citizens at large and those in home isolation
  - Ambulance service includes guidance and provision of Govt. ambulance
5. Tele-Psychological counselling services have started since August 1<sup>st</sup>, 2020.

General Queries			
1	A	Total Queries addressed in last 24 hours	2,380
	B	Total Queries addressed till 29 <sup>th</sup> Oct	22,83,762
Telemedicine			
2	A	Total consultations given in last 24 hours	1,277
	B	Total consultations given till 29 <sup>th</sup> Oct	9,38,743
Ambulance Services			
3	A	Ambulances assigned in last 24 hours	290
	B	Total calls received in last 24 hours	290
Tele-Psychological Counselling			
4	A	Counselling given in last 24 hours	292
	B	Counselling given till 29 <sup>th</sup> Oct	4,48,973

### State Government Interventions :

- Status of availability of beds for Covid positive patients in government and private hospitals along with information on other related services are available at <https://icms.wb.gov.in>
- Safe Homes : An initiative by the Government of West Bengal for care and treatment of asymptomatic/mild symptomatic COVID patients for whom home isolation is not possible /advisable
- As per State Government advisory Satellite Health Facilities are being developed by private hospitals in close vicinity of their hospitals as separate health facility for treatment of asymptomatic/mild symptomatic COVID patients. This intervention is expected to free beds in the hospitals for serious patients.

All the guidelines and orders relating to Covid-19 are posted on [www.wbhealth.gov.in](http://www.wbhealth.gov.in)

You can follow us on :

Facebook at: <https://www.facebook.com/wbdhfw/>

Twitter at: <https://twitter.com/wbdhfw>