



Department of Health & Family Welfare Govt. of West Bengal

WEST BENGAL COVID-19 HEALTH BULLETIN – 30th JULY 2021

COVID 19 STATUS

| S. No | Subject | Number |
|-------|---------------------------------------------------------|----------------------|
| 1 | New COVID-19 Cases on 30 th July | 711 |
| 2 | Total COVID-19 Cases till 30th July | 15,27,250 |
| 3 | Total Discharged | 14,97,951 (+835) |
| 4 | Total Deaths as on 30 th July* | 18,128 (+5) |
| 5 | Active COVID-19 Cases as on 30th July | 11,171 (-129) |
| 6 | Discharge Rate (3/2) | 98.08% |
| 7 | Fatality Rate (4/2) | 1.19% |

Note: All figures updated till 9AM, 30th July

#Daily increase/decrease with respect to previous day is shown as (+/-)

*Complete analysis can be referred from Section X, (Page no. 5)

TESTING SNAPSHOT

| S. No | Subject | Number |
|-------|-----------------------------------------------------------------|--------------------|
| 1 | Samples Tested on 30 th July | 43,209 |
| 2 | Total Number of Samples Tested till 30th July | 1,56,88,265 |
| 3 | Positivity Rate as on 30th July | 1.65% |
| 4 | Tests per Million population | 1,74,314 |
| 5 | Total Testing Laboratories* | 130 |
| 6 | RT-PCR/Antigen Test Ratio | 48:52 |

*Detailed breakup of these laboratories is given on Page 3 and Page 4

TREATMENT INFRASTRUCTURE SNAPSHOT

| S. No | Subject | Number |
|-------|--------------------------------------------------------------------|--------|
| 1 | Total Number of Hospitals dedicated for treating COVID-19 | 203 |
| 2 | Total Number of Govt. Hospitals dedicated for treating COVID-19 | 196 |
| 3 | Total Number of Pvt. Hospitals requisitioned for treating COVID-19 | 7 |
| 4 | Total Number of earmarked COVID-19 Beds | 23,947 |
| 5 | % Occupancy in COVID Beds | 3.97% |
| 6 | Total ICU/HDU Beds in the COVID Hospitals | 2,861 |
| 7 | Total Number of Safe Homes | 200 |
| 8 | Total Number of Beds in Safe Homes | 11,507 |

ACTIVE CASES SNAPSHOT

| S. No | Subject | Number |
|-------|----------------------------------------------------|--------|
| 1 | Total number of people currently in Home Isolation | 9,366 |
| 2 | Total Number of Patients in Hospitals | 1,374 |
| 3 | Total Number of Patients in Safe Homes | 431 |

VACCINATION STATUS

| S. No | Subject | Number |
|-------|------------------------------------------------------------|-------------|
| 1 | Total Number of people vaccinated on 30 th July | 2,75,460 |
| 2 | First Dose on 30 th July | 1,93,344 |
| 3 | Second Dose on 30 th July | 82,116 |
| 4 | Cumulative Vaccination till 30 th July | 2,85,89,900 |
| 5 | Cumulative Vaccination First Dose | 2,01,96,562 |
| 6 | Cumulative Vaccination Second Dose | 83,93,338 |
| 7 | Number of CVC (Common Vaccination Centres) | 2,088 |
| 8 | Cumulative AEFI cases reported | 2,309 |
| 9 | Vaccine wastage | -7% |



Department of Health & Family Welfare Govt. of West Bengal

WEST BENGAL COVID-19 HEALTH BULLETIN – 30th JULY 2021

VI

DISTRICT COVID-19 STATUS#

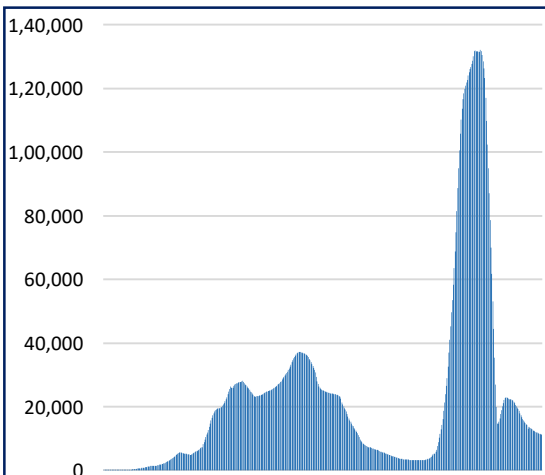
| 1 | 2 | 3 | 4 | 5 | 6 = 3-4-5 | 7 |
|--------------|-------------------|---------------------------------|---------------------------------|----------------------------|------------------------------|--------------------|
| S. No | District | Total Cases | Total Discharged | Total Deaths | Total Active Cases | Last Reported Case |
| 1 | Alipurduar | 14,833 ⁺¹⁴ | 14,472 ⁺²⁰ | 99 | 262 ⁻⁶ | 29-July-21 |
| 2 | Coochbehar | 27,513 ⁺³⁹ | 26,810 ⁺⁴⁵ | 95 | 608 ⁻⁶ | 29-July-21 |
| 3 | Darjeeling | 53,307 ⁺⁶⁷ | 51,609 ⁺⁸³ | 496 | 1,202 ⁻¹⁶ | 29-July-21 |
| 4 | Kalimpong | 6,204 ⁺⁸ | 5,944 ⁺¹⁷ | 39 | 221 ⁻⁹ | 29-July-21 |
| 5 | Jalpaiguri | 39,715 ⁺²⁶ | 38,547 ⁺⁴⁸ | 536 ⁺² | 632 ⁻²⁴ | 29-July-21 |
| 6 | Uttar Dinajpur | 19,400 ⁺⁷ | 19,045 ⁺¹⁰ | 233 | 122 ⁻³ | 29-July-21 |
| 7 | Dakshin Dinajpur | 16,887 ⁺⁴ | 16,622 ⁺⁷ | 168 | 97 ⁻³ | 29-July-21 |
| 8 | Malda | 32,640 ⁺² | 32,394 ⁺⁵ | 184 | 62 ⁻³ | 29-July-21 |
| 9 | Murshidabad | 33,588 ⁺¹² | 33,197 ⁺⁵ | 322 | 69 ⁺⁷ | 29-July-21 |
| 10 | Nadia | 69,072 ⁺⁴⁸ | 67,743 ⁺⁴⁷ | 689 | 640 ⁺¹ | 29-July-21 |
| 11 | Birbhum | 40,306 ⁺¹² | 39,901 ⁺⁹ | 285 | 120 ⁺³ | 29-July-21 |
| 12 | Purulia | 19,154 ⁺⁴ | 18,982 ⁺⁴ | 112 | 60 | 29-July-21 |
| 13 | Bankura | 34,473 ⁺²⁰ | 33,724 ⁺³⁷ | 259 | 490 ⁻¹⁷ | 29-July-21 |
| 14 | Jhargram | 11,203 ⁺²⁹ | 10,762 ⁺³¹ | 26 | 415 ⁻² | 29-July-21 |
| 15 | Paschim Medinipur | 50,662 ⁺⁴⁰ | 49,440 ⁺⁵⁵ | 486 ⁺¹ | 736 ⁻¹⁶ | 29-July-21 |
| 16 | Purba Medinipur | 60,392 ⁺³⁵ | 59,121 ⁺⁶⁹ | 369 | 902 ⁻³⁴ | 29-July-21 |
| 17 | Purba Bardhaman | 39,980 ⁺²⁶ | 39,382 ⁺³¹ | 180 | 418 ⁻⁵ | 29-July-21 |
| 18 | Paschim Bardhaman | 56,243 ⁺²² | 55,653 ⁺¹⁸ | 346 | 244 ⁺⁴ | 29-July-21 |
| 19 | Howrah | 94,452 ⁺²⁵ | 92,405 ⁺⁴³ | 1,480 | 567 ⁻¹⁸ | 29-July-21 |
| 20 | Hooghly | 81,670 ⁺⁴⁷ | 80,111 ⁺⁴⁸ | 915 ⁺¹ | 644 ⁻² | 29-July-21 |
| 21 | North 24 Parganas | 3,19,084 ⁺¹⁰¹ | 3,13,237 ⁺⁹⁵ | 4,563 | 1,284 ⁺⁶ | 29-July-21 |
| 22 | South 24 Parganas | 96,022 ⁺⁴⁹ | 94,088 ⁺⁴⁹ | 1,271 | 663 | 29-July-21 |
| 23 | Kolkata | 3,10,384 ⁺⁷⁴ | 3,04,699 ⁺⁵⁹ | 4,972 ⁺¹ | 713 ⁺¹⁴ | 29-July-21 |
| 24 | Other State | 66 | 63 | 3 | 0 | 6-Jun-20 |
| TOTAL | | 15,27,250⁺⁷¹¹ | 14,97,951⁺⁸³⁵ | 18,128⁺⁵ | 11,171⁻¹²⁹ | |

#District Wise data is subject to verification and may change

#Daily increase/decrease with respect to previous day is in superscript as +/- (Eg: ⁺⁴)

VII

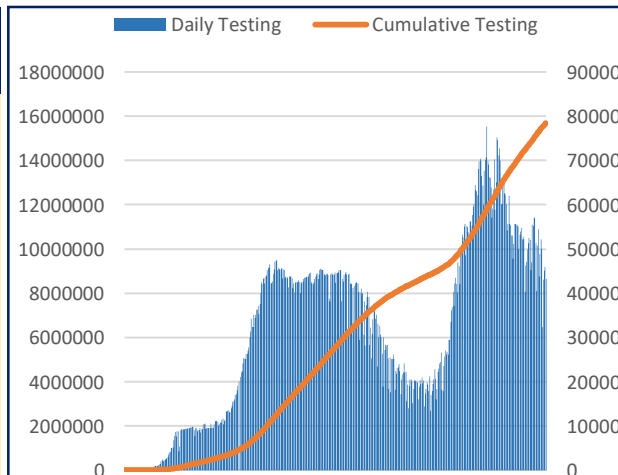
DAILY CUMULATIVE ACTIVE COVID-19 CASES



17th March 2020 to 30th July 2021

VIII

SAMPLES TESTED (Daily and Cumulative)



17th March 2020 to 30th July 2021



Department of Health & Family Welfare Govt. of West Bengal

WEST BENGAL COVID-19 HEALTH BULLETIN – 30th JULY 2021

IX

DETAILS OF TESTING LABS

| S. No. | Name of Testing Lab | District | Authority | Samples Tested | Testing Method | Functional WEF |
|--------|--------------------------------------------------|-------------------|--------------|----------------|----------------|-----------------|
| 1 | NICED | Kolkata | Central Govt | 3,03,371 | RT-PCR | Since Beginning |
| 2 | SSKM | Kolkata | State Govt | 4,24,619 | RT-PCR | 17-Mar-20 |
| 3 | Medinipur MCH | Paschim Midnapore | State Govt | 2,28,118 | RT-PCR | 24-Mar-20 |
| 4 | North Bengal MCH | Darjeeling | State Govt | 5,17,368 | RT-PCR | 29-Mar-20 |
| 5 | School of Tropical Medicine | Kolkata | State Govt | 3,07,480 | RT-PCR | 01-Apr-20 |
| 6 | Apollo Hospital | North 24 Pargana | PVT | 83,059 | RT-PCR | 06-Apr-20 |
| 7 | Tata Medical Centre | North 24 Pargana | PVT | 28,542 | RT-PCR | 06-Apr-20 |
| 8 | Malda MCH | Malda | State Govt | 3,69,479 | RT-PCR | 08-Apr-20 |
| 9 | Dr. Lal Pathlab | North 24 Pargana | PVT | 4,60,797 | RT-PCR | 17-Apr-20 |
| 10 | Command Hospital | Kolkata | Central Govt | 48,838 | RT-PCR | 17-Apr-20 |
| 11 | CNCI | Kolkata | Central Govt | 36,304 | RT-PCR | 22-Apr-20 |
| 12 | RG Kar MCH | Kolkata | State Govt | 3,47,775 | RT-PCR | 24-Apr-20 |
| 13 | SURAKSHA | North 24 Pargana | PVT | 2,66,224 | RT-PCR | 24-Apr-20 |
| 14 | Murshidabad MCH | Murshidabad | State Govt | 2,90,404 | RT-PCR | 26-Apr-20 |
| 15 | Peerless | Kolkata | PVT | 96,000 | RT-PCR | 30-Apr-20 |
| 16 | Burdwan MCH | Burdwan | State Govt | 2,81,702 | RT-PCR | 06-May-20 |
| 17 | MCH Kolkata | Kolkata | State Govt | 1,47,905 | RT-PCR | 08-May-20 |
| 18 | NRS MCH | Kolkata | State Govt | 1,87,106 | RT-PCR | 12-May-20 |
| 19 | Sanaka Hospitals | Paschim Burdwan | PVT | 1,41,617 | RT-PCR | 12-May-20 |
| 20 | Medica Hospital | Kolkata | PVT | 1,66,764 | RT-PCR | 15-May-20 |
| 21 | Bankura MCH | Bankura | State Govt | 2,69,170 | RT-PCR | 22-May-20 |
| 22 | Suri DH | Birbhum | State Govt | 1,83,361 | RT-PCR | 22-May-20 |
| 23 | Coochbehar GMCH | Cooch Bihar | State Govt | 2,68,521 | RT-PCR | 06-Jun-20 |
| 24 | COMJNM Kalyani | Nadia | State Govt | 2,45,271 | RT-PCR | 10-Jun-20 |
| 25 | Desun Hospital | Kolkata | PVT | 11,606 | RT-PCR | 17-Jun-20 |
| 26 | RN Tagore Hospital | Kolkata | PVT | 63,177 | RT-PCR | 24-Jun-20 |
| 27 | Raigunj MCH | Uttar Dinajpur | State Govt | 1,27,718 | RT-PCR | 26-Jun-20 |
| 28 | Jagannath Gupta Institute of Medical Sciences | South 24 Pargana | PVT | 9,053 | RT-PCR | 06-Jul-20 |
| 29 | ESI-PGIMSR | Kolkata | PVT | 19,950 | RT-PCR | 16-Jul-20 |
| 30 | Remedy Lifecare, Kolkata | Kolkata | PVT | 20,193 | RT-PCR | 21-Jul-20 |
| 31 | AMRI Dhakuria | Kolkata | PVT | 75,865 | RT-PCR | 19-May-20 |
| 32 | Rampurhat MCH | Birbhum | State Govt | 1,51,278 | RT-PCR | 19-May-20 |
| 33 | CNMCH | Kolkata | State Govt | 1,16,568 | RT-PCR | 20-May-20 |
| 34 | DH GMCH | South 24 Pargana | State Govt | 2,49,752 | RT-PCR | 20-May-20 |
| 35 | COMSDH | North 24 Pargana | State Govt | 92,769 | RT-PCR | 27-May-20 |
| 36 | Purulia Govt. MCH | Purulia | State Govt | 1,58,325 | RT-PCR | 03-Jun-20 |
| 37 | SRL Lab | Kolkata | PVT | 3,04,901 | RT-PCR | 18-Jun-20 |
| 38 | Probe diagnostics | Kolkata | PVT | 72,990 | RT-PCR | 14-Aug-20 |
| 39 | Pulse Diagnostics | Kolkata | PVT | 1,11,418 | RT-PCR | 12-Sep-20 |
| 40 | RB Diagnostic Kolkata | Kolkata | PVT | 1,36,916 | RT-PCR | 20-Sep-20 |
| 41 | Purba Medinipur DH | Purba Midnapur | State Govt | 84,925 | RT-PCR | 24-Sep-20 |
| 42 | B.P. Poddar Hospital & Medical Research Ltd | Kolkata | PVT | 4,390 | RT-PCR | 27-Oct-20 |
| 43 | Swastik Clinic & Seva Sadan Pvt. Ltd., Birbhum | Birbhum | PVT | 1,367 | RT-PCR | 27-Oct-20 |
| 44 | Repromed Diagnostic Ltd | Kolkata | PVT | 35,252 | RT-PCR | 24-Sep-20 |
| 45 | Gouri Devi Institute of Medical Sciences | Purba Burdwan | PVT | 6,756 | RT-PCR | 07-Nov-20 |
| 46 | IQ City Medical College Durgapur | Paschim Burdwan | PVT | 18,595 | RT-PCR | 04-Dec-20 |
| 47 | Imambara DH, Hooghly | Hooghly | State Govt | 77,343 | RT-PCR | 15-Dec-20 |
| 48 | Saroj Gupta Cancer Center & Research Institute | Kolkata | PVT | 6,546 | RT-PCR | 23-Dec-20 |
| 49 | Lasco Medicare Pvt. Ltd. Howrah | Howrah | PVT | 16,639 | RT-PCR | 05-Jan-21 |
| 50 | Icare Institute of Medical Sciences and Research | Purba Midnapur | PVT | 7,496 | RT-PCR | 25-Jan-21 |
| 51 | Sanjiban Hospital, Howrah | Howrah | PVT | 9,247 | RT-PCR | 23-Feb-21 |
| 52 | GCC DNA Diagnostic Lab | South 24 Pargana | PVT | 3,675 | RT-PCR | 22-Apr-21 |
| 53 | Quadra Medical Services | Kolkata | PVT | 1,616 | RT-PCR | 01-May-21 |
| 54 | Hindlabs, Kolkata | North 24 Pargana | PVT | 15,179 | RT-PCR | 15-May-21 |
| 55 | Pathkind Lab, Kolkata | Kolkata | PVT | 10,858 | RT-PCR | 25-May-21 |
| 56 | KPC Medical College | Kolkata | PVT | 889 | RT-PCR | 1-Jun-21 |
| 57 | Krishna Medica Lab, Kolkata | Kolkata | PVT | 9,058 | RT-PCR | 2-Jun-21 |
| 58 | Institute of Neurosciences, Kolkata | Kolkata | PVT | 816 | RT-PCR | 4-Jun-21 |
| 59 | Life Cell International, Kolkata | North 24 Pargana | PVT | 6,748 | RT-PCR | 4-Jun-21 |
| 60 | The Apollo Clinic - Pvt.Ltd. | Kolkata | PVT | 2,357 | RT-PCR | 8-Jun-21 |
| 61 | Genu Path Labs | North 24 Pargana | PVT | 738 | RT-PCR | 27-Jun-21 |
| 62 | Dr. ABG's Pathoscan Center | Purba Burdwan | PVT | 715 | RT-PCR | 30-Jun-21 |
| 63 | Aloka Medicare Pvt Ltd | Kolkata | PVT | 468 | RT-PCR | 8-July-21 |
| 64 | Burnpur Hospital (SAIL-IISCO) | Paschim Burdwan | PVT | 819 | RT-PCR | 8-July-21 |
| 65 | Nirnayan Healthcare Pvt Ltd | North 24 Pargana | PVT | 1,001 | RT-PCR | 18-July-21 |
| 66 | Welkin Medicare Pvt Ltd | Kolkata | PVT | 27 | RT-PCR | 30-July-21 |

Note: Average tests per CBNAAT and TRUENAT machines are 32 per day and 16 per day respectively



Department of Health & Family Welfare Govt. of West Bengal

WEST BENGAL COVID-19 HEALTH BULLETIN – 30th JULY 2021

IX

DETAILS OF TESTING LABS

| S. No. | Name of Testing Lab | District | Authority | Samples Tested | Testing Method | Functional WEF |
|--------------|------------------------------------------------------|-------------------|--------------|--------------------|----------------|----------------|
| 67 | B M Birla Hospital | Kolkata | PVT | 731 | RT-LAMP | 7-Jun-21 |
| 68 | Agrasen Healthcare Centre | Jalpaiguri | PVT | 27 | RT-LAMP | 22-July-21 |
| 69 | AMRI Salt Lake | North 24 Pargana | PVT | 24,133 | CBNAAT | 01-May-20 |
| 70 | CMRI | Kolkata | PVT | 23,624 | CBNAAT | 13-May-20 |
| 71 | Asansol DH | Paschim Burdwan | State Govt | 32,547 | TRUENAT | 19-May-20 |
| 72 | Jhargram DH | Jhargram | State Govt | 2,754 | TRUENAT | 19-May-20 |
| 73 | Falakata SSH | Alipurduar | State Govt | 3,872 | TRUENAT | 20-May-20 |
| 74 | Balurghat DH | Dakshin Dinajpur | State Govt | 3,627 | TRUENAT | 22-May-20 |
| 75 | Serampore DH | Hooghly | State Govt | 1,214 | TRUENAT | 25-May-20 |
| 76 | Uluberia SSH | Howrah | State Govt | 1,977 | TRUENAT | 27-May-20 |
| 77 | Jangipur SDH | Murshidabad | State Govt | 1,685 | TRUENAT | 27-May-20 |
| 78 | Egra SDH | Purba Midnapur | State Govt | 823 | TRUENAT | 27-May-20 |
| 79 | MR Bangur Hospital | South 24 Pargana | State Govt | 417 | TRUENAT | 28-May-20 |
| 80 | Chanchal SDH | Malda | State Govt | 559 | TRUENAT | 28-May-20 |
| 81 | Biswa Bangla Krirangan COVID Hospital | Jalpaiguri | State Govt | 1,58,476 | TRUENAT | 31-May-20 |
| 82 | Woodlands | Kolkata | PVT | 14,353 | CBNAAT | 11-Jun-20 |
| 83 | Alipurduar DH | Alipurduar | State Govt | 1,585 | TRUENAT | 16-Jun-20 |
| 84 | Basirhat DH | North 24 Pargana | State Govt | 511 | TRUENAT | 19-Jun-20 |
| 85 | Anandaloke Sonoscan, Siliguri | Darjeeling | PVT | 18,440 | TRUENAT | 27-Jun-20 |
| 86 | Gangarampur SDH | Dakshin Dinajpur | State Govt | 1,313 | CBNAAT | 16-Jul-20 |
| 87 | Contai SDH | Purba Midnapur | State Govt | 1,902 | TRUENAT | 20-Jul-20 |
| 88 | ILS hospital | Kolkata | PVT | 3,926 | TRUENAT | 25-Jul-20 |
| 89 | Uttar Latabari DH | Alipurduar | State Govt | 248 | TRUENAT | 04-Aug-20 |
| 90 | Nandigram SSH/DH | Purba Midnapur | State Govt | 826 | TRUENAT | 04-Aug-20 |
| 91 | Panskura Hospital | Purba Midnapur | State Govt | 436 | TRUENAT | 06-Aug-20 |
| 92 | Chittaranjan Seva Sadan Hospital | Kolkata | State Govt | 1,744 | TRUENAT | 10-Aug-20 |
| 93 | Dr. PK Saha Hospital, Coochbihar | Cooch Bihar | PVT | 7,167 | TRUENAT | 11-Aug-20 |
| 94 | Salt Lake SDH | North 24 Pargana | State Govt | 847 | TRUENAT | 13-Aug-20 |
| 95 | Charnock Hospital | Kolkata | PVT | 9,342 | TRUENAT | 14-Aug-20 |
| 96 | Gabberia SGH | Howrah | State Govt | 624 | TRUENAT | 15-Aug-20 |
| 97 | Spandan Disgnostic Center | Paschim Midnapore | PVT | 10,851 | TRUENAT | 16-Aug-20 |
| 98 | Kakdwip SSH | South 24 Pargana | State Govt | 277 | TRUENAT | 17-Aug-20 |
| 99 | Mal SSH | Jalpaiguri | State Govt | 198 | TRUENAT | 18-Aug-20 |
| 100 | Howrah DH | Howrah | State Govt | 185 | TRUENAT | 21-Aug-20 |
| 101 | Spandan Hospital, Kolkata | North 24 Pargana | PVT | 4,522 | TRUENAT | 01-Sep-20 |
| 102 | Sagarighi SSH | Murshidabad | State Govt | 602 | TRUENAT | 02-Sep-20 |
| 103 | Domkal SSH | Murshidabad | State Govt | 164 | TRUENAT | 06-Sep-20 |
| 104 | Udaynarayanpur SGH Howrah | Howrah | State Govt | 53 | TRUENAT | 07-Sep-20 |
| 105 | GD Hospital & Diabetes Institute, Howrah | Kolkata | PVT | 2,724 | CBNAAT | 08-Sep-20 |
| 106 | Nightingale Diagnostic & Medicare Centre | Kolkata | PVT | 12,444 | TRUENAT | 12-Sep-20 |
| 107 | Bhagirathi Neotia Woman * Child Care Centre | North 24 Pargana | PVT | 1,153 | CBNAAT | 16-Sep-20 |
| 108 | Krishnanagar DTC | Nadia | State Govt | 172 | TRUENAT | 29-Sep-20 |
| 109 | Mission Hospital, Durgapur | Paschim Burdwan | PVT | 19,876 | TRUENAT | 29-Sep-20 |
| 110 | Medinova, Kolkata | Kolkata | PVT | 5,605 | TRUENAT | 01-Oct-20 |
| 111 | MSS Bansal Medical, Kolkata | Kolkata | PVT | 15,303 | TRUENAT | 02-Oct-20 |
| 112 | TLJ, SGH, Howrah | Howrah | PVT | 341 | TRUENAT | 02-Oct-20 |
| 113 | Narayan Memorial Hospital, Kolkata | Kolkata | PVT | 1,138 | TRUENAT | 02-Oct-20 |
| 114 | Kalimpong DH | Kalimpong | State Govt | 459 | TRUENAT | 06-Oct-20 |
| 115 | Mirik BPHC, Darjeeling | Darjeeling | State Govt | 136 | TRUENAT | 09-Oct-20 |
| 116 | Barjore SSH, Bankura | Bankura | State Govt | 399 | TRUENAT | 11-Oct-20 |
| 117 | Darjeeling DH | Darjeeling | State Govt | 440 | TRUENAT | 11-Oct-20 |
| 118 | Metropolis Kolkata | Kolkata | PVT | 88,730 | TRUENAT | 14-Oct-20 |
| 119 | Laboratory Services, Healthworld Hospitals, Durgapur | Paschim Burdwan | PVT | 7,571 | TRUENAT | 04-Dec-20 |
| 120 | Neotia Getwel Healthcare Centre, Siliguri | Darjeeling | PVT | 2,609 | CBNAAT | 09-Jan-21 |
| 121 | Arogya Niketan Nursing Home | Darjeeling | PVT | 3,861 | TRUENAT | 16-Jan-21 |
| 122 | Ruby General Hospital | Kolkata | PVT | 2,977 | CBNAAT | 20-Jan-21 |
| 123 | Cliniprfect Polyclinic and Diagnostics | North 24 Pargana | PVT | 1,507 | TRUENAT | 23-Feb-21 |
| 124 | 10 Air Force Hospital, Hasimara | Alipurduar | Central Govt | 1,022 | TRUENAT | 23-Apr-21 |
| 125 | 4 Air Force Hospital, Midnapore | Paschim Midnapore | Central Govt | 1,437 | TRUENAT | 23-Apr-21 |
| 126 | 164 Military Hospital, Binnaguri | Jalpaiguri | Central Govt | 1,711 | TRUENAT | 23-Apr-21 |
| 127 | Central Hospital, SE Railway, Kolkata | Kolkata | Central Govt | 1,133 | CBNAAT | 23-Apr-21 |
| 128 | Zenith super speciality hospital | Kolkata | PVT | 3,026 | TRUENAT | 23-Apr-21 |
| 129 | Alipurduar Railway Hospital | Alipurduar | Central Govt | 2,383 | TRUENAT | 23-Apr-21 |
| 130 | Sonoscan Healthcare Pvt Ltd | Malda | PVT | 22 | TRUENAT | 27-July-21 |
| 131 | Antigen Test done within the State | | State Govt | 68,98,789 | - | - |
| 132 | Samples Tested in Labs Outside the State | | PVT | 5,28,921 | RT-PCR | - |
| TOTAL | | | | 1,56,88,265 | - | - |

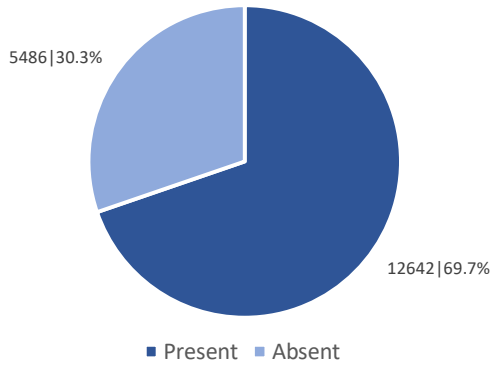
Note: Average tests per CBNAAT and TRUENAT machines are 32 per day and 16 per day respectively



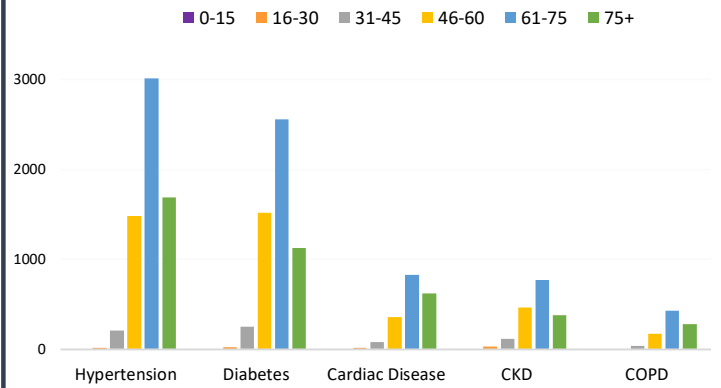
WEST BENGAL COVID-19 HEALTH BULLETIN – 30th JULY 2021

X

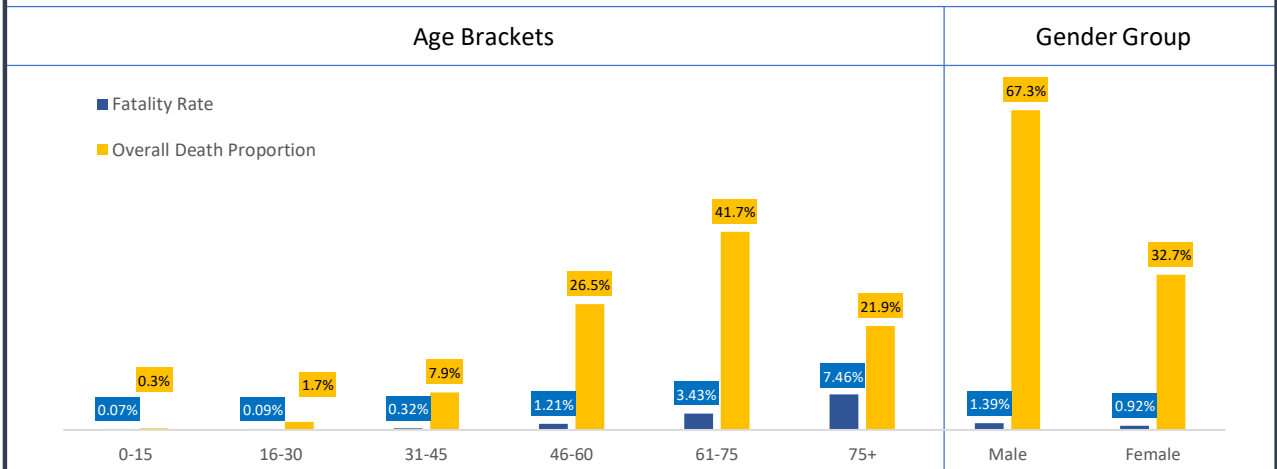
Comorbidity Status in Deceased Cases (n=18,128)



Age Group Wise Comorbidities Among Deceased

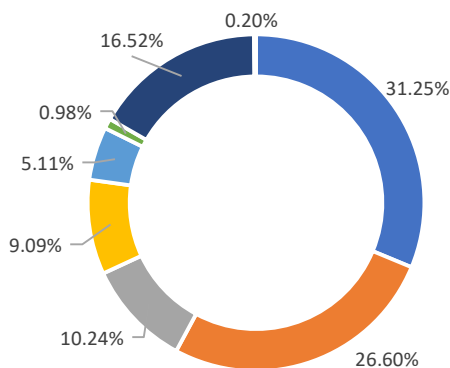


Fatality Rate & Death Proportion in Respective Age Brackets & Gender Groups

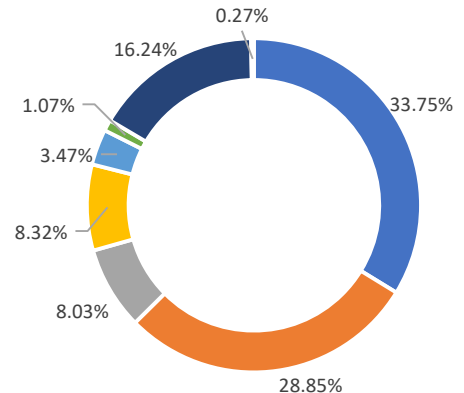


*The blue data label shows the fatality rate in respective age/gender group i.e. no. of deaths as a proportion of total infections in respective age/gender group
**The orange data label shows the proportion of total deaths in respective age/gender group

Share of Comorbidities in Male



Share of Comorbidities in Female



■ Hypertension ■ Diabetes ■ Cardiac Disease ■ CKD ■ COPD ■ Malignancy ■ Other ■ on Dialysis

FATALITY ANALYSIS



Department of Health & Family Welfare Govt. of West Bengal

WEST BENGAL COVID-19 HEALTH BULLETIN – 30th JULY 2021

XI

EQUIPMENT AND CONSUMABLE SUPPLY

| S. No | Consumable | Ordered by State Govt. | Received Yesterday | Total Received by State Govt. | Order Pending |
|-------|---------------------------|------------------------|--------------------|-------------------------------|---------------|
| 1 | PPEs | 42.10 L | 2,000 | 31.21 L | 10.89 L |
| 2 | N95/FFP2 Masks | 63.20 L | 10,000 | 60.79 L | 2.41 L |
| 3 | Regular Masks | 128.84 L | 20,000 | 127.90 L | 0.94 L |
| 4 | Hand Sanitizers (In Ltrs) | 5.81 L | 1,000 | 5.79 L | 0.02 L |
| 5 | Gloves | 125.00 L | 20,000 | 118.60 L | 6.40 L |
| 6 | Thermal Guns | 20,000 | NIL | 20,000 | NIL |

| S. No | Equipment | Number |
|-------|------------------------------------------------|--------|
| 1 | Total Number of HFNO | 470 |
| 2 | Total Number of Oxygen Concentrators | 5,644 |
| 3 | Total Number of functional MGPS | 112 |
| 4 | Total Number of functional LMO Tanks | 9 |
| 5 | Total Number of functional PSA plants | 8 |
| 6 | Total Number of Ventilators in COVID Hospitals | 1,298 |

XII

DEDICATED COVID-19 HELPLINE (24 X 7)

1. Dedicated COVID-19 Helpline : **1800 313 444 222**
2. Direct Telemedicine Line : **033 23576001**
3. Ambulance Service : **033 40902929**
4. COVID Telemedicine App "[Covid Telemedicine WB](#)" on Google Play Store
 - These services include allocation of beds in Govt. hospitals and Safe Homes
 - Telemedicine for citizens at large and those in home isolation
 - Ambulance service includes guidance and provision of Govt. ambulance
5. Tele-Psychological counselling services have started since August 1st, 2020.

| General Queries | | | |
|--------------------------------|---|------------------------------------------------------|-----------|
| 1 | A | Total Queries addressed in last 24 hours | 2791 |
| | B | Total Queries addressed till 29 th July | 20,57,600 |
| Telemedicine | | | |
| 2 | A | Total consultations given in last 24 hours | 1,598 |
| | B | Total consultations given till 29 th July | 8,22,297 |
| Ambulance Services | | | |
| 3 | A | Ambulances assigned in last 24 hours | 351 |
| | B | Total calls received in last 24 hours | 351 |
| Tele-Psychological Counselling | | | |
| 4 | A | Counselling given in last 24 hours | 612 |
| | B | Counselling given till 29 th July | 4,04,698 |

State Government Interventions :

- Status of availability of beds for Covid positive patients in government and private hospitals along with information on other related services are available at <https://icms.wb.gov.in>
- Safe Homes : An initiative by the Government of West Bengal for care and treatment of asymptomatic/mild symptomatic COVID patients for whom home isolation is not possible /advisable
- As per State Government advisory Satellite Health Facilities are being developed by private hospitals in close vicinity of their hospitals as separate health facility for treatment of asymptomatic/mild symptomatic COVID patients. This intervention is expected to free beds in the hospitals for serious patients.

All the guidelines and orders relating to Covid-19 are posted on www.wbhealth.gov.in

You can follow us on :

Facebook at: <https://www.facebook.com/wbdhfw/>

Twitter at: <https://twitter.com/wbdhfw>