



Department of Health & Family Welfare Govt. of West Bengal

WEST BENGAL COVID-19 HEALTH BULLETIN – 2nd NOVEMBER 2020

Active COVID-19 Cases as on 2nd November: 36,576

COVID 19 STATUS

S. No	Subject	Number
1	Total COVID-19 Cases till 1 st November	3,77,651
2	New COVID-19 Cases on 2 nd November	3,957
3	Total COVID-19 Cases till 2nd November (1+2)	3,81,608
4	Total Discharged	3,38,075 (+4,085)
5	Total Deaths as on 2 nd November*	6,957 (+57)
6	Active COVID-19 Cases as on 2nd November	36,576 (-185)
7	Discharge Rate (4/3)	88.59%

Note: All figures updated till 9AM, 2nd November

#Daily increase/decrease with respect to previous day is shown as (+/-)

*Complete analysis can be referred from **Section X**, (Page no. 5)

TESTING SNAPSHOT

S. No	Subject	Number
1	Samples Tested till 1 st November	46,00,882
2	Samples Tested on 2 nd November	43,237
3	Total Number of Samples Tested till 2nd November (1+2)	46,44,119
4	Tests per Million population	51,601
5	% of Positive Cases out of Samples Tested	8.22%
6	Total Testing Laboratories*	94
7	Testing Laboratories added this week	2
8	Testing Laboratories pending approval	1

*Detailed breakup of these laboratories is given on **Page 4 and Page 5**

INFRASTRUCTURE DETAILS

S. No	Subject	Number
1	Total Number of Hospitals dedicated for treating COVID-19	96
2	Total Number of Govt. Hospitals dedicated for treating COVID-19	41
3	Total Number of Pvt. Hospitals requisitioned for treating COVID-19	55
4	Total Number of earmarked COVID-19 Beds	12,966
5	% Occupancy in COVID Beds	34.84%
6	Total ICU/HDU Beds in the COVID Hospitals	1,809
7	Total Number of Ventilators in the COVID Hospitals	1090

IV

QUARANTINE DETAILS

Institutional Quarantine		
1	Total Govt. Quarantine Centres	582
2	Total number of people in Govt. Quarantine Centres	2,332
3	Total number of people released from Govt. Quarantine Centres	1,08,093
Home Quarantine		
1	Total Home Quarantined People	9,15,039
2	Total number of people currently in Home Quarantine	98,092
3	Total number of people released from Home Quarantine	8,16,947
Safe Homes		
1	Total Number of Safe Homes	200
2	Total Number of Beds in Safe Homes	11,507
3	Total Number of Patients in Safe Homes currently	965



Department of Health & Family Welfare Govt. of West Bengal

WEST BENGAL COVID-19 HEALTH BULLETIN – 2nd NOVEMBER 2020

V

DISTRICT SNAPSHOT#

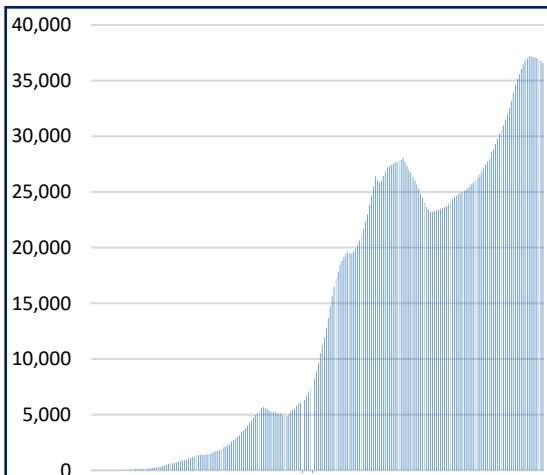
1	2	3	4	5	6 = 3-4-5	7
S. No	District	Total Cases	Total Discharged	Total Deaths	Total Active Cases	Last Reported Case
1	Alipurduar	6,452 ⁺¹²	6,078 ⁺⁴⁷	76	298 ⁻³⁵	1- Nov
2	Coochbehar	8,754 ⁺¹¹⁰	7,740 ⁺⁸⁶	54 ⁺²	960 ⁺²²	1- Nov
3	Darjeeling	11,773 ⁺¹⁵⁵	10,203 ⁺¹⁴⁶	141 ⁺¹	1,429 ⁺⁸	1- Nov
4	Kalimpong	1,453 ⁺¹²	1,341 ⁺¹⁹	15	97 ⁻⁷	1- Nov
5	Jalpaiguri	9,277 ⁺¹²⁷	8,169 ⁺¹⁵¹	88 ⁺¹	1,020 ⁻²⁵	1- Nov
6	Uttar Dinajpur	4,839 ⁺²¹	4,431 ⁺⁴⁹	54	354 ⁻²⁸	1- Nov
7	Dakshin Dinajpur	7,014 ⁺³²	6,519 ⁺⁴⁴	54	441 ⁻¹²	1- Nov
8	Malda	9,917 ⁺⁵⁶	8,795 ⁺⁶³	86 ⁺¹	1,036 ⁻⁸	1- Nov
9	Murshidabad	8,897 ⁺⁷⁹	7,889 ⁺¹³²	97	911 ⁻⁵³	1- Nov
10	Nadia	12,609 ⁺¹⁷²	10,353 ⁺¹⁷⁸	155 ⁺³	2,101 ⁻⁹	1- Nov
11	Birbhum	6,301 ⁺⁴⁰	5,505 ⁺⁹⁴	53	743 ⁻⁵⁴	1- Nov
12	Purulia	5,253 ⁺¹⁰	4,745 ⁺⁷⁸	29 ⁺¹	479 ⁻⁶⁹	1- Nov
13	Bankura	8,078 ⁺¹¹⁶	7,101 ⁺⁶¹	76	901 ⁺⁵⁵	1- Nov
14	Jhargram	1,853 ⁺⁴²	1,516 ⁺⁵⁶	11	326 ⁻¹⁴	1- Nov
15	Paschim Medinipur	14,661 ⁺¹⁹¹	12,637 ⁺¹³⁸	211 ⁺²	1,813 ⁺⁵¹	1- Nov
16	Purba Medinipur	15,214 ⁺¹⁶⁸	13,548 ⁺¹⁸⁵	196 ⁺²	1,470 ⁻¹⁹	1- Nov
17	Purba Bardhaman	7,996 ⁺¹²²	6,782 ⁺¹⁵⁹	74	1,140 ⁻³⁷	1- Nov
18	Paschim Bardhaman	10,543 ⁺¹⁰⁸	9,239 ⁺¹³³	105 ⁺³	1,199 ⁻²⁸	1- Nov
19	Howrah	25,795 ⁺²⁰²	23,297 ⁺¹²¹	748 ⁺⁷	1,750 ⁺⁷⁴	1- Nov
20	Hooghly	18,641 ⁺¹⁸⁶	16,657 ⁺¹⁸⁵	321 ⁺²	1,663 ⁻¹	1- Nov
21	North 24 Parganas	77,985 ⁺⁸⁷⁶	69,661 ⁺⁸³⁰	1,602 ⁺¹³	6,722 ⁺³³	1- Nov
22	South 24 Parganas	25,173 ⁺²³⁸	21,994 ⁺³⁰⁷	473 ⁺⁶	2,706 ⁻⁷⁵	1- Nov
23	Kolkata	83,064 ⁺⁸⁸²	73,812 ⁺⁸²³	2,235 ⁺¹³	7,017 ⁺⁴⁶	1- Nov
24	Other State	66	63	3	0	6-June
TOTAL		3,81,608^{+3,957}	3,38,075^{+4,085}	6,957⁺⁵⁷	36,576⁻¹⁸⁵	

#District Wise data is subject to verification and may change

#Daily increase/decrease with respect to previous day is in superscript as +/- (Eg: +4)

VI

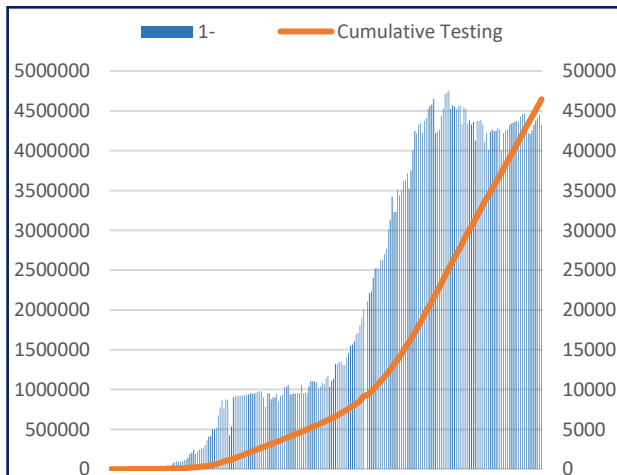
DAILY CUMULATIVE ACTIVE COVID-19 CASES



17th March to 2nd Nov

VII

SAMPLES TESTED (Daily and Cumulative)



17th March to 2nd Nov



Department of Health & Family Welfare
Govt. of West Bengal

WEST BENGAL COVID-19 HEALTH BULLETIN – 2nd NOVEMBER 2020

VIII

UNIT WISE EQUIPMENT SUPPLY (CUMULATIVE)

S. No.	Unit Name	PPE	N95/FFP2	Regular Masks		Gloves	Sanitizer (In ltr.)
				Reusable Mask	Disposable Mask		
1	Alipurduar	17,800	24,250	13,400	97,900	70,200	4,342.0
2	Bankura	39,450	39,200	27,300	1,45,050	95,200	6,548.0
3	Birbhum	33,150	24,300	32,400	84,050	34,700	5,321.0
4	Bishnupur HD	12,350	27,100	54,600	1,13,250	1,02,200	5,411.0
5	Coochbehar	32,100	24,450	26,700	41,100	7,200	4,354.0
6	Dakshin Dinajpur	17,400	18,650	21,500	1,09,600	72,200	4,921.0
7	Darjeeling	42,250	41,650	22,900	32,200	10,700	4,298.0
8	Diamond Harbour HD	39,250	30,300	28,000	1,04,550	86,500	3,734.0
9	Hooghly	54,370	43,750	47,000	1,53,200	1,24,100	9,841.0
10	Howrah	1,01,450	63,500	63,780	1,76,050	1,99,200	5,931.0
11	Jalpaiguri	31,800	31,600	45,300	1,02,000	46,200	5,363.0
12	Jhargram	13,250	13,100	24,890	54,050	51,200	3,893.0
13	Kalimpong	18,150	20,900	19,000	62,050	23,200	3,870.5
14	Malda	24,600	22,200	26,000	75,100	89,700	6,851.0
15	Murshidabad	30,333	45,880	47,200	1,43,100	1,19,200	10,080.0
16	Nadia	54,570	31,240	36,800	1,34,050	1,24,700	5,031.0
17	North 24 Parganas	82,800	57,740	31,440	1,74,000	88,700	7,133.5
18	Basirhat HD	42,820	40,230	32,280	1,35,050	1,52,000	4,697.0
19	Paschim Bardhaman	35,850	32,100	17,580	1,03,000	1,06,900	1,707.0
20	Paschim Medinipur	32,450	39,300	41,090	1,43,050	1,31,700	6,935.0
21	Purba Bardhaman	51,650	45,200	26,800	1,24,550	1,23,700	8,643.0
22	Purba Medinipur	46,050	32,700	33,220	63,050	76,100	1,731.0
23	Nandigram HD	14,750	28,100	30,640	1,10,550	74,200	6,629.0
24	Purulia	43,950	28,100	52,700	1,32,050	1,09,700	6,521.0
25	Rampurhat HD	22,650	26,000	30,300	55,550	63,500	5,037.0
26	South 24 Parganas	48,450	32,100	33,400	92,250	86,400	2,141.0
27	Uttar Dinajpur	35,750	39,050	43,600	1,04,050	1,12,200	5,453.0
28	Bankura S MC&H	16,500	39,650	10,200	1,63,500	1,62,400	2,660.0
29	Coochbehar MC&H	13,800	13,900	14,600	50,500	74,500	2,792.0
30	NB MC&H	37,350	82,500	20,000	2,03,200	1,95,500	6,990.0
31	Diamond Harbour MC&H	13,300	18,700	10,100	1,33,500	1,34,500	3,198.0
32	Malda MC&H	18,800	59,100	13,100	1,78,500	1,87,500	5,118.0
33	Murshidabad MC&H	30,130	60,950	14,600	1,19,000	1,66,500	1,940.0
34	Bardhaman MC&H	23,900	34,100	17,500	1,61,500	1,85,500	2,998.0
35	Medinipur MC&H	47,800	64,200	34,100	2,25,500	1,62,000	9,698.0
36	Purulia MC&H	13,300	19,900	51,600	99,500	1,03,000	4,098.0
37	Rampurhat MC&H	19,900	21,400	17,600	36,000	58,500	8,848.0
38	Raiganj MC&H	14,100	11,900	13,100	47,000	68,000	1,890.0
39	JNM MC&H	17,400	20,000	24,000	45,000	38,000	2,272.0
40	Sagar Dutta MC&H	50,520	69,330	17,600	1,40,550	1,58,000	6,678.0
41	ID & BG Hospital	45,050	52,800	20,600	89,100	71,500	2,671.0
42	RG Kar MCH	40,850	61,000	15,800	2,67,050	2,81,700	6,207.0
43	NRS MCH	60,250	77,000	30,800	1,84,550	1,78,200	4,190.0
44	IPGMER & SSKMH	98,900	1,02,590	66,600	3,88,050	3,69,500	12,717.0
45	Medical College, Kolkata	1,30,450	1,20,000	20,800	2,60,050	3,32,500	7,512.0
46	CNMCH	51,350	47,800	23,150	1,33,500	99,500	3,472.0
47	Other Govt Dept/Institutions	3,81,001	3,38,475	1,98,638	9,11,151	8,66,802	49,278.3
48	Stock in hand-In Transit	4,13,168	4,80,055	8,03,051	4,057	3,108	33,145.9
TOTAL		25,57,262	26,98,040	23,47,359	67,05,208	62,78,210	3,24,790.2

*In addition to State supply, local procurement is also done.



Department of Health & Family Welfare Govt. of West Bengal

WEST BENGAL COVID-19 HEALTH BULLETIN – 2nd NOVEMBER 2020

IX

DETAILS OF TESTING LABS

S. No.	Name of Testing Lab	Samples Tested	Method of Testing	Functional WEF
1	NICED	1,33,117	RT-PCR	Since Beginning
2	SSKM	1,80,832	RT-PCR	17-Mar
3	Medinipur MCH	1,32,818	RT-PCR	24-Mar
4	North Bengal MCH	2,03,018	RT-PCR	29-Mar
5	School of Tropical Medicine	1,38,507	RT-PCR	01-Apr
6	Apollo Hospital	25,031	RT-PCR	06-Apr
7	Tata Medical Centre	14,085	RT-PCR	06-Apr
8	Malda MCH	1,35,237	RT-PCR	08-Apr
9	Dr. Lal Pathlab	1,35,888	RT-PCR	17-Apr
10	Command Hospital	19,568	RT-PCR	17-Apr
11	CNCI	13,189	RT-PCR	22-Apr
12	RG Kar MCH	1,43,151	RT-PCR	24-Apr
13	SURAKSHA	83,145	RT-PCR	24-Apr
14	Murshidabad MCH	1,02,431	RT-PCR	26-Apr
15	Peerless	31,609	RT-PCR	30-Apr
16	Burdwan MCH	1,03,029	RT-PCR	06-May
17	MCH Kolkata	64,522	RT-PCR	08-May
18	NRS MCH	69,294	RT-PCR	12-May
19	Sanaka Hospitals	78,831	RT-PCR	12-May
20	Medica Hospital	74,811	RT-PCR	15-May
21	Bankura MCH	87,085	RT-PCR	22-May
22	Suri DH	72,610	RT-PCR	22-May
23	Coochbehar GMCH	65,713	RT-PCR	06-Jun
24	COMJNM Kalyani	92,422	RT-PCR	10-Jun
25	Desun Hospital	3,043	RT-PCR	17-Jun
26	RN Tagore Hospital	13,266	RT-PCR	24-Jun
27	Raigunj MCH	48,363	RT-PCR	26-Jun
28	Jagannath Gupta Institute of Medical Sciences	2,316	RT-PCR	06-Jul
29	ESI-Postgraduate Institute of Medical Science and Research	4,515	RT-PCR	16-Jul
30	Remedy Lifecare, Kolkata	5,011	RT-PCR	21-Jul
31	AMRI Dhakuria	22,822	RT-PCR	19-May
32	Rampurhat MCH	37,024	RT-PCR	19-May
33	CNMCH	30,132	RT-PCR	20-May
34	DH GMCH	49,176	RT-PCR	20-May
35	COMSDH	26,675	RT-PCR	27-May
36	Purulia Govt. MCH	41,942	RT-PCR	03-Jun
37	SRL Lab	33,214	RT-PCR	18-Jun
38	Probe diagnostics	6,098	RT-PCR	14-Aug
39	Pulse Diagnostics	9,251	RT-PCR	12-Sept
40	RB Diagnostic Kolkata	6,628	RT-PCR	20-Sept
41	Purba Medinipur DH	4,253	RT-PCR	24-Sept
42	B.P. Poddar Hospital & Medical Research Ltd	121	RT-PCR	27-Oct
43	Swastik Clinic & Seva Sadan Pvt. Ltd., Birbhum	18	RT-PCR	27-Oct
44	Repromed Diagnostic Ltd	1,084	RT-PCR	24-Sept
45	AMRI Salt Lake	8,500	CBNAAT	01-May
46	CMRI	6,996	CBNAAT	13-May
47	Asansol DH	1,756	TRUENAT	19-May

Note: Average tests per CBNAAT and TRUENAT machines are 32 per day and 16 per day respectively



Department of Health & Family Welfare Govt. of West Bengal

WEST BENGAL COVID-19 HEALTH BULLETIN – 2nd NOVEMBER 2020

IX

DETAILS OF TESTING LABS

S. No.	Name of Testing Lab	Samples Tested	Method of Testing	Functional WEF
48	Jhargram DH	1,935	TRUENAT	19-May
49	Falakata SSH	3,203	TRUENAT	20-May
50	Balurghat DH	1,994	TRUENAT	22-May
51	Serampore DH	1,083	TRUENAT	25-May
52	Uluberia SSH	1,453	TRUENAT	27-May
53	Jangipur SDH	1,288	TRUENAT	27-May
54	Egra SDH	524	TRUENAT	27-May
55	MR Bangur Hospital	398	TRUENAT	28-May
56	Chanchal SDH	365	TRUENAT	28-May
57	Biswa Bangla Krirangan COVID Hospital	56,422	TRUENAT	31-May
58	Woodlands	3,415	CBNAAT	11-Jun
59	Alipurduar DH	1,542	TRUENAT	16-Jun
60	Basirhat DH	300	TRUENAT	19-Jun
61	Anandaloke Sonoscan, Siliguri	2,352	TRUENAT	27-Jun
62	Gangarampur SDH	888	CBNAAT	16-Jul
63	Contai SDH	286	TRUENAT	20-Jul
64	ILS hospital	1,144	TRUENAT	25-Jul
65	Uttar Latabari DH	87	TRUENAT	04-Aug
66	Nandigram SSH/DH	707	TRUENAT	04-Aug
67	Panskura Hospital	245	TRUENAT	06-Aug
68	Chittaranjan Seva Sadan Hospital	1,329	TRUENAT	10-Aug
69	Dr. PK Saha Hospital, Coochbihar	1,726	TRUENAT	11-Aug
70	Salt Lake SDH	455	TRUENAT	13-Aug
71	Charnock Hospital	1,591	TRUENAT	14-Aug
72	Gabberia SGH	78	TRUENAT	15-Aug
73	Spandan Disgnostic Center	3,412	TRUENAT	16-Aug
74	Kakdwip SSH	103	TRUENAT	17-Aug
75	Mal SSH	50	TRUENAT	18-Aug
76	Howrah DH	107	TRUENAT	21-Aug
77	Sagardighi SSH	84	TRUENAT	2-Sept
78	Domkal SSH	117	TRUENAT	6-Sept
79	Udaynarayanpur SGH Howrah	23	TRUENAT	7- Sept
80	GD Hospital & Diabetes Institute, Howrah	422	CBNAAT	8-Sept
81	Nightingale Diagnostic & Medicare Centre	598	TRUENAT	12-Sept
82	Bhagirathi Neotia Woman * Child Care Centre	99	CBNAAT	16-Sept
83	Krishnanagar DTC	3	TRUENAT	29-Sept
84	Mission Hospital, Durgapur	1,409	TRUENAT	29-Sept
85	Medinova, Kolkata	702	TRUENAT	1-Oct
86	Specialist Clinic & Diagnostic, Barasat	365	TRUENAT	1-Oct
87	MSS Bansal Medical, Kolkata	914	TRUENAT	2-Oct
88	TLJ, SGH, Howrah	10	TRUENAT	2-Oct
89	Narayan Memorial Hospital, Kolkata	91	TRUENAT	2-Oct
90	Kalimpong DH	166	TRUENAT	6-Oct
91	Mirik BPHC, Darjeeling	29	TRUENAT	9-Oct
92	Barjore SSH, Bankura	38	TRUENAT	11-Oct
93	Darjeeling DH	41	TRUENAT	11-Oct
94	Metropolis Kolkata	10	TRUENAT	14-Oct
95	<i>Antigen Test done within the State</i>	18,92,428	-	-
96	<i>Samples Tested in Labs Outside the State</i>	95,941	RT-PCR	-
TOTAL		46,44,119		

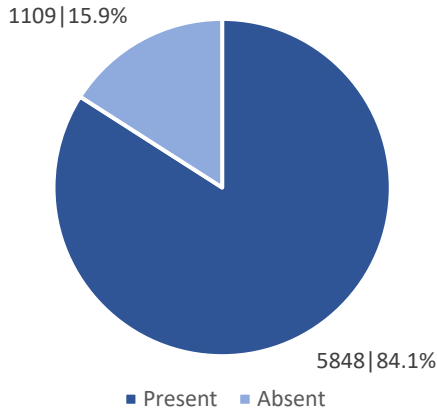
Note: Average tests per CBNAAT and TRUENAT machines are 32 per day and 16 per day respectively



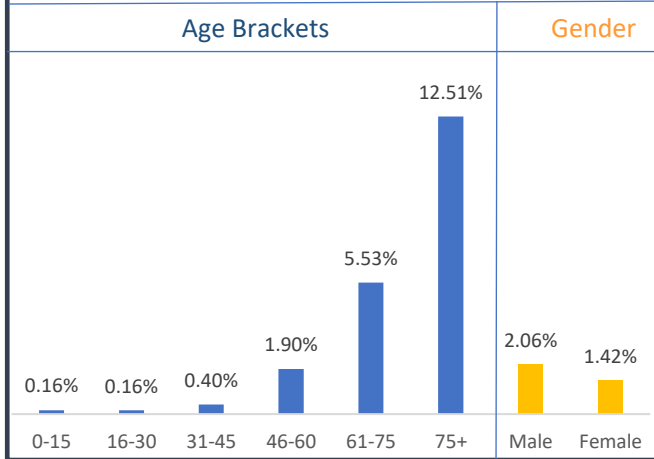
WEST BENGAL COVID-19 HEALTH BULLETIN – 2nd NOVEMBER 2020

X

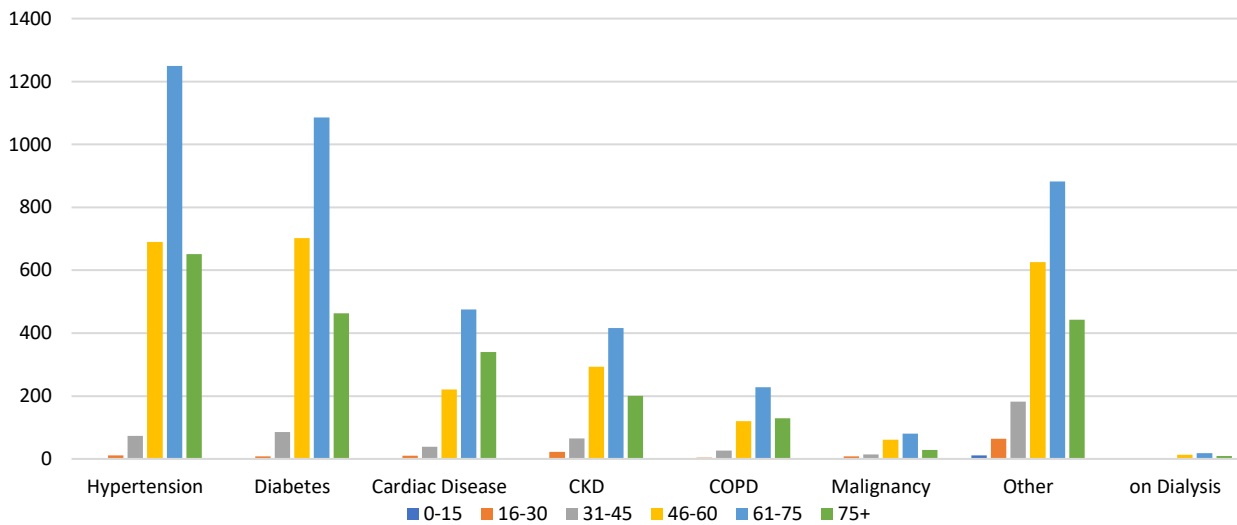
Comorbidity Status in Deceased Cases (n=6,957)



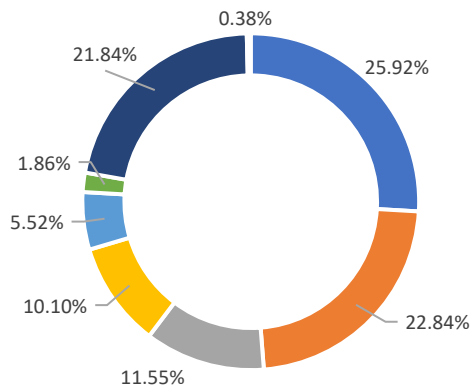
Fatality Rate in Respective Age Brackets & Gender Group



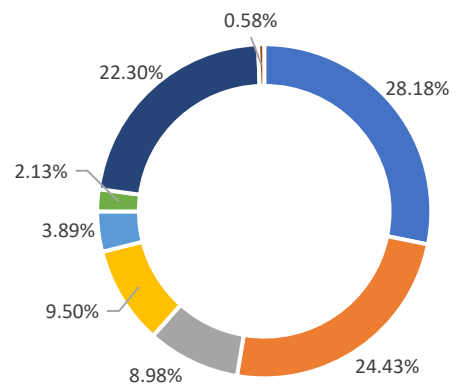
Age Group Wise Comorbidities Among Deceased



Share of Comorbidities in Male



Share of Comorbidities in Female



FATALITY ANALYSIS



Department of Health & Family Welfare Govt. of West Bengal

WEST BENGAL COVID-19 HEALTH BULLETIN – 2nd NOVEMBER 2020

XI
EQUIPMENT SUPPLY

S. No	Equipment	Ordered by State Govt.	Received Yesterday	Total Received by State Govt.	Order Pending
1	PPEs	29.10 L	5,000	24.86 L	4.24 L
2	N95/FFP2 Masks	36.20 L	15,000	26.02 L	10.18 L
3	Regular Masks	74.50 L	40,000	70.25 L	4.25 L
4	Hand Sanitizers (In Ltrs.)	3.11 L	500	3,07,000	4,000
5	Gloves	64.50 L	25,000	59.65 L	4.85 L
6	Thermal Guns	20,000	NIL	20,000	NIL

XII
DEDICATED COVID-19 HELPLINE (24 X 7)

1. Dedicated COVID-19 Helpline : **1800 313 444 222**
2. Direct Telemedicine Line : **033 23576001**
3. Ambulance Service : **033 40902929**
4. COVID Telemedicine App "[Covid Telemedicine WB](#)" on Google Play Store
 - These services include allocation of beds in Govt. hospitals and Safe Homes
 - Telemedicine for citizens at large and those in home isolation
 - Ambulance service includes guidance and provision of Govt. ambulance
5. Tele-Psychological counselling services have started since August 1st, 2020.

General Queries			
1	A	Total Queries addressed in last 24 hours	3,173
	B	Total Queries addressed till 1 st November	13,63,161
Telemedicine			
2	A	Total consultations given in last 24 hours	3,529
	B	Total consultations given till 1 st November	3,99,630
Ambulance Services			
3	A	Ambulances assigned in last 24 hours	481
	B	Total calls received in last 24 hours	486
Tele-Psychological Counselling			
4	A	Counselling given in last 24 hours	1,063
	B	Counselling given till 1 st November	1,18,108

State Government Interventions :

- Status of availability of beds for COVID positive patients in government and private hospitals is available at Health & FW Department's website: www.wbhealth.gov.in
- Safe Homes : An initiative by the Government of West Bengal for care and treatment of asymptomatic/mild symptomatic COVID patients for whom home isolation is not possible /advisable
- As per State Government advisory Satellite Health Facilities are being developed by private hospitals in close vicinity of their hospitals as separate health facility for treatment of asymptomatic/mild symptomatic COVID patients. This intervention is expected to free beds in the hospitals for serious patients.

All the guidelines and orders relating to Covid-19 are posted on www.wbhealth.gov.in

You can follow us on :

Facebook at: <https://www.facebook.com/wbdhfw/>

Twitter at: <https://twitter.com/wbdhfw>