



Department of Health & Family Welfare Govt. of West Bengal

WEST BENGAL COVID-19 HEALTH BULLETIN - 2nd JULY 2020

Active COVID-19 Cases as on 2nd July: 6,083

S. No	Subject	Number
1	Total COVID-19 Cases till 1 st July	19,170
2	New COVID-19 Cases on 2 nd July	649
3	Total COVID-19 Cases till 2nd July (1+2)	19,819
4	Total Discharged	13,037 (+509)
5	Total Deaths as on 2 nd July*	699 (+16)
6	Active COVID-19 Cases as on 2nd July	6,083 (+124)
7	Discharge Rate (4/3)	65.78%

Note: All figures updated till 9AM, 2nd July

#Daily increase/decrease with respect to previous day is shown as (+/-)

*Complete analysis can be referred from **Section X**, (Page no. 5)

S. No	Subject	Number
1	Samples Tested till 1 st July	4,97,596
2	Samples Tested on 2 nd July	10,405
3	Total Number of Samples Tested till 2nd July (1+2)	5,08,001
4	Tests per Million population	5,644
5	% of Positive Cases out of Samples Tested	3.90%
6	Total Testing Laboratories*	51
7	Testing Laboratories added this week	1
8	Testing Laboratories pending approval	1

*Detailed breakup of these laboratories is given on **Page 4**

S. No	Subject	Number
1	Total Number of Hospitals dedicated for treating COVID-19	78
2	Total Number of Govt. Hospitals dedicated for treating COVID-19	25
3	Total Number of Pvt. Hospitals requisitioned for treating COVID-19	53
4	Total Number of earmarked COVID-19 Beds	10,489
5	% Occupancy in COVID Beds	22.76%
6	Total ICU Beds in the COVID Hospitals	948
7	Total Number of Ventilators in the COVID Hospitals	395

Institutional Quarantine		
1	Total Govt. Quarantine Centres	582
2	Total number of people in Govt. Quarantine Centres	6,449
3	Total number of people released from Govt. Quarantine Centres	97,290
Home Quarantine		
1	Total Home Quarantined People	3,17,875
2	Total number of people currently in Home Quarantine	53,903
3	Total number of people released from Home Quarantine Centres	2,63,972
Quarantine for Migrant Returnees*		
1	Total Quarantine Facilities	3,179
2	Total number of returnees in Quarantine Centres	15,023
3	Total number of workers released from Quarantine Centres	2,52,551
Safe Homes		
1	Total Number of Safe Homes	106
2	Total Number of Beds in Safe Homes	6,908
3	Total Number of Patients in Safe Homes currently	345

*State Govt has set-up special quarantine facilities for migrant workers returning via Shramik Trains



Department of Health & Family Welfare Govt. of West Bengal

WEST BENGAL COVID-19 HEALTH BULLETIN - 2nd JULY 2020

V

DISTRICT SNAPSHOT#

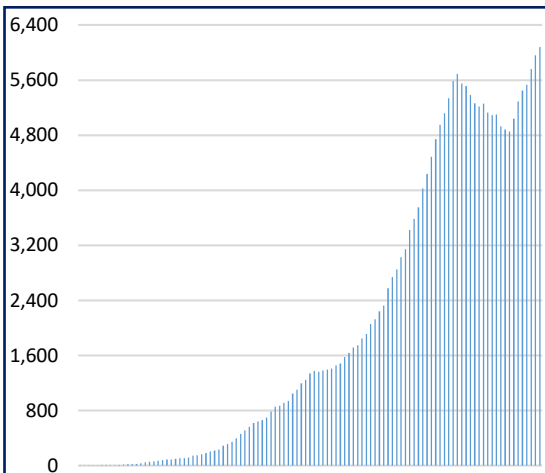
1	2	3	4	5	6 = 3-4-5	7
S. No	District	Total Cases	Total Discharged	Total Deaths	Total Active Cases	Last Reported Case
1	Alipurduar	186 ⁺²	175 ⁺⁷	0	11 ⁻⁵	1-July
2	Coochbehar	305 ⁺¹	300	0	5 ⁺¹	1-July
3	Darjeeling	528 ⁺³³	301 ⁺²⁷	10	217 ⁺⁶	1-July
4	Kalimpong	55 ⁺²	48	1	6 ⁺²	1-July
5	Jalpaiguri	364 ⁺¹⁰	294 ⁺⁴	1	69 ⁺⁶	1-July
6	Uttar Dinajpur	312 ⁺⁸	248 ⁺¹¹	1	63 ⁻³	1-July
7	Dakshin Dinajpur	218 ⁺⁴	158 ⁺¹⁰	0	60 ⁻⁶	1-July
8	Malda	706 ⁺³⁰	437 ⁺⁴⁴	1	268 ⁻¹⁴	1-July
9	Murshidabad	255 ⁺¹²	195 ⁺¹	4	56 ⁺¹¹	1-July
10	Nadia	325 ⁺³	244 ⁺²	5	76 ⁺¹	1-July
11	Birbhum	305	277	3	25	29-Jun
12	Purulia	93	87	0	6	30-Jun
13	Bankura	254 ⁺⁶	208 ⁺³	0	46 ⁺³	1-July
14	Jhargram	19	19	0	0	14-Jun
15	Paschim Medinipur	379	326 ⁺⁵	5	48 ⁻⁵	30-Jun
16	Purba Medinipur	357 ⁺⁷	258 ⁺¹⁶	4	95 ⁻⁹	1-July
17	Purba Bardhaman	178 ⁺⁴	149 ⁺⁴	2	27	1-July
18	Paschim Bardhaman	152 ⁺⁸	119 ⁺²	3	30 ⁺⁶	1-July
19	Howrah	2,826 ⁺⁵⁶	1,943 ⁺⁶⁸	101 ⁺²	782 ⁻¹⁴	1-July
20	Hooghly	1,056 ⁺²⁵	738 ⁺¹⁹	25 ⁺²	293 ⁺⁴	1-July
21	North 24 Parganas	3,248 ⁺¹⁶²	1,822 ⁺⁷³	108 ⁺³	1,318 ⁺⁸⁶	1-July
22	South 24 Parganas	1,192 ⁺⁵⁸	588 ⁺⁵¹	28 ⁺¹	576 ⁺⁶	1-July
23	Kolkata	6,440 ⁺²¹⁸	4,040 ⁺¹⁶²	394 ⁺⁸	2,006 ⁺⁴⁸	1-July
24	Other State	66	63	3	0	6-Jun
TOTAL		19,819⁺⁶⁴⁹	13,037⁺⁵⁰⁹	699⁺¹⁶	6,083⁺¹²⁴	

#District Wise data is subject to verification and may change

#Daily increase/decrease with respect to previous day is in superscript as +/- (Eg: +4)

VI

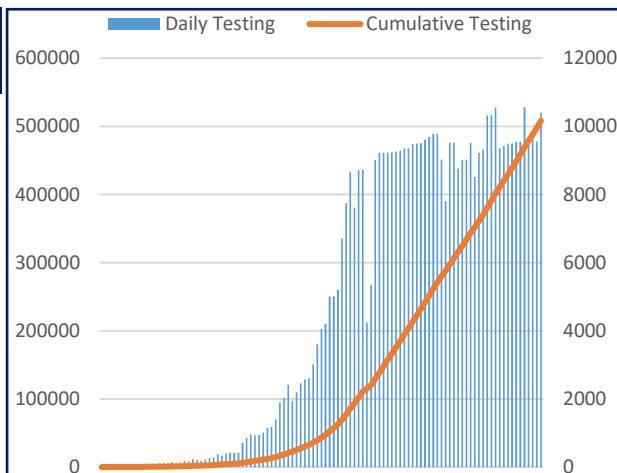
DAILY CUMULATIVE ACTIVE COVID-19 CASES



17th March to 2nd July

VII

SAMPLES TESTED (Daily and Cumulative)



17th March to 2nd July



Department of Health & Family Welfare Govt. of West Bengal

WEST BENGAL COVID-19 HEALTH BULLETIN - 2nd JULY 2020

VIII

S. No.	Unit Name	PPE	N95/FFP2	Regular Masks		Gloves	Sanitizer (In ltr.)
				Reusable Mask	Disposable Mask		
1	Alipurduar	9,800	11,150	10,400	63,400	42,700	2,942.0
2	Bankura	15,250	14,700	17,800	56,050	33,200	4,048.0
3	Birbhum	17,950	11,000	17,400	33,550	4,200	3,571.0
4	Bishnupur HD	6,850	13,200	30,100	59,750	54,500	3,561.0
5	Coochbehar	18,100	11,250	18,700	23,100	4,700	1,804.0
6	Dakshin Dinajpur	8,900	8,050	18,500	51,100	40,700	3,171.0
7	Darjeeling	16,250	14,350	19,900	24,200	6,700	3,898.0
8	Diamond Harbour HD	21,250	10,600	20,500	47,550	28,500	2,334.0
9	Hooghly	19,370	12,250	24,000	32,200	39,600	4,641.0
10	Howrah	49,450	30,500	32,780	72,050	95,200	4,131.0
11	Jalpaiguri	16,300	14,100	32,400	48,000	8,700	3,063.0
12	Jhargram	6,550	5,800	16,890	30,050	16,200	2,293.0
13	Kalimpong	9,650	9,800	16,000	31,050	8,200	2,870.5
14	Malda	14,100	11,700	23,000	44,100	53,700	4,901.0
15	Murshidabad	12,833	17,980	23,700	50,100	10,700	8,180.0
16	Nadia	30,570	13,740	30,800	65,050	62,200	3,831.0
17	North 24 Parganas	27,800	20,540	29,440	73,500	35,700	5,333.5
18	Basirhat HD	18,820	17,230	26,280	68,050	83,500	2,397.0
19	Paschim Bardhaman	16,650	11,900	12,580	29,000	49,400	1,257.0
20	Paschim Medinipur	10,150	16,300	23,590	47,050	51,200	3,435.0
21	Purba Bardhaman	20,650	15,100	21,800	52,050	56,200	4,393.0
22	Purba Medinipur	20,050	11,500	20,220	15,050	10,600	1,731.0
23	Nandigram HD	9,750	11,700	23,140	65,050	44,200	4,879.0
24	Purulia	21,450	13,500	33,200	60,550	46,700	5,071.0
25	Rampurhat HD	12,150	8,900	17,800	23,550	24,500	2,487.0
26	South 24 Parganas	15,250	12,300	18,900	33,050	17,200	1,641.0
27	Uttar Dinajpur	20,750	16,350	34,600	49,550	30,700	3,103.0
28	Bankura S MC&H	8,500	15,650	10,200	65,000	71,500	1,060.0
29	Coochbehar MC&H	8,300	6,900	11,600	25,000	31,000	1,792.0
30	NB MC&H	17,350	26,100	17,000	79,200	77,000	3,290.0
31	Diamond Harbour MC&H	8,300	9,000	9,600	59,000	70,500	1,498.0
32	Malda MC&H	8,800	20,300	11,100	83,000	88,500	2,218.0
33	Murshidabad MC&H	16,630	18,950	12,600	39,500	52,500	1,490.0
34	Bardhaman MC&H	11,900	14,100	17,500	64,000	75,500	2,098.0
35	Medinipur MC&H	18,700	17,800	22,600	90,500	64,500	3,998.0
36	Purulia MC&H	7,300	10,200	51,600	57,000	47,500	1,598.0
37	Rampurhat MC&H	11,900	10,400	15,600	26,500	18,500	5,398.0
38	Raiganj MC&H	7,100	6,400	9,100	19,000	19,500	890.0
39	JNM MC&H	9,500	12,500	17,000	35,000	12,500	1,272.0
40	Sagar Dutta MC&H	17,620	13,330	15,600	55,050	76,500	2,778.0
41	ID & BG Hospital	33,050	30,800	16,600	64,100	42,500	2,671.0
42	RG Kar MCH	24,850	28,500	15,800	130,050	136,700	3,607.0
43	NRS MCH	29,250	22,000	24,300	45,050	16,500	3,140.0
44	IPGMER & SSKMH	52,400	40,590	39,100	198,550	206,500	5,167.0
45	Medical College, Kolkata	52,450	45,000	18,800	98,050	150,500	2,912.0
46	CNMCH	31,350	23,300	19,150	91,500	12,500	2,772.0
47	Other Govt Dept/Institutions	190,326	167,050	140,058	364,626	403,252	27,027.3
48	Stock in hand-In Transit	616,043	104,680	226,031	1,322,782	434,658	43,746.9
TOTAL		1,648,262	1,009,040	1,335,359	4,260,208	3,068,210	215,390.2

UNIT WISE EQUIPMENT SUPPLY (CUMULATIVE)

*In addition to State supply, local procurement is also done.



Department of Health & Family Welfare Govt. of West Bengal

WEST BENGAL COVID-19 HEALTH BULLETIN - 2nd JULY 2020

IX

DETAILS OF TESTING LABS

S. No.	Name of Testing Lab	Samples Tested	Method of Testing	Functional WEF
1	NICED	48,547	RT-PCR	Since Beginning
2	SSKM	49,776	RT-PCR	17-Mar
3	Medinipur MCH	39,080	RT-PCR	24-Mar
4	North Bengal MCH	52,036	RT-PCR	29-Mar
5	School of Tropical Medicine	26,050	RT-PCR	1-Apr
6	Apollo Hospital	4,932	RT-PCR	6-Apr
7	Tata Medical Centre	4,974	RT-PCR	6-Apr
8	Malda MCH	36,074	RT-PCR	8-Apr
9	Dr. Lal Pathlab	38,810	RT-PCR	17-Apr
10	Command Hospital	3,872	RT-PCR	17-Apr
11	CNCI	3,886	RT-PCR	22-Apr
12	RG Kar MCH	35,191	RT-PCR	24-Apr
13	SURAKSHA	28,546	RT-PCR	24-Apr
14	Murshidabad MCH	22,623	RT-PCR	26-Apr
15	Peerless	2,494	RT-PCR	30-Apr
16	Burdwan MCH	19,336	RT-PCR	6-May
17	MCH Kolkata	5,156	RT-PCR	8-May
18	NRS MCH	11,886	RT-PCR	12-May
19	Sanaka Hospitals	25,738	RT-PCR	12-May
20	Medica Hospital	9,237	RT-PCR	15-May
21	Bankura MCH	10,983	RT-PCR	22-May
22	Suri DH	6,642	RT-PCR	22-May
23	COMJNM Kalyani	6,064	RT-PCR	10-Jun
24	Desun Hospital	264	RT-PCR	17-Jun
25	RN Tagore Hospital	425	RT-PCR	24-Jun
26	Raigunj MCH	1,436	RT-PCR	26-Jun
27	AMRI Salt Lake	1,292	CBNAAT	1-May
28	CMRI	986	CBNAAT	13-May
29	AMRI Dhakuria	1,607	TRUENAT	19-May
30	Asansol DH	669	TRUENAT	19-May
31	Jhargram DH	263	TRUENAT	19-May
32	Rampurhat MCH	247	TRUENAT	19-May
33	CNMCH	1,039	TRUENAT	20-May
34	Falakata SSH	1,421	TRUENAT	20-May
35	DH GMCH	130	TRUENAT	20-May
36	Balurghat DH	761	TRUENAT	22-May
37	Serampore DH	452	TRUENAT	25-May
38	Uluberia SSH	326	TRUENAT	27-May
39	Jangipur SDH	222	TRUENAT	27-May
40	Egra SDH	135	TRUENAT	27-May
41	COMSDH	145	CBNAAT	27-May
42	MR Bangur Hospital	121	TRUENAT	28-May
43	Chanchal SDH	71	TRUENAT	28-May
44	Biswa Bangla Krirangan COVID Hospital	738	TRUENAT	31-May
45	Purulia Govt. MCH	425	TRUENAT	3-Jun
46	Coochbehar GMCH	166	CBNAAT	6-Jun
47	Woodlands	80	CBNAAT	11-Jun
48	Alipurduar DH	440	TRUENAT	16-Jun
49	SRL Lab	106	CBNAAT	18-Jun
50	Basirhat DH	37	TRUENAT	19-Jun
51	Anandaloke Sonoscan, Siliguri	54	TRUENAT	27-Jun
52	<i>Samples Tested in Labs Outside the State</i>	2,010	RT-PCR	-
TOTAL		5,08,001		

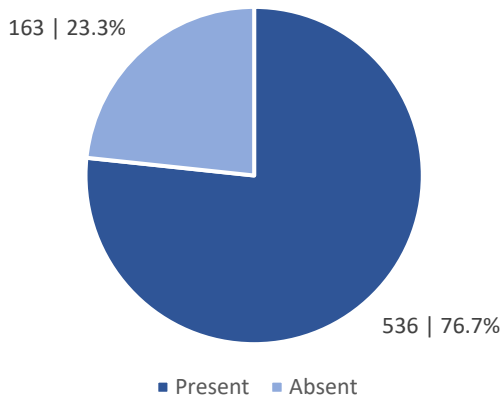
Note: Average tests per CBNAAT and TRUENAT machines are 32 per day and 16 per day respectively



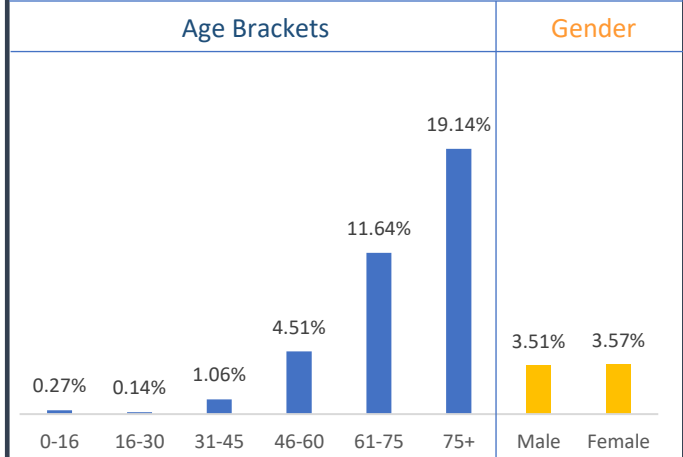
WEST BENGAL COVID-19 HEALTH BULLETIN - 2nd JULY 2020

X

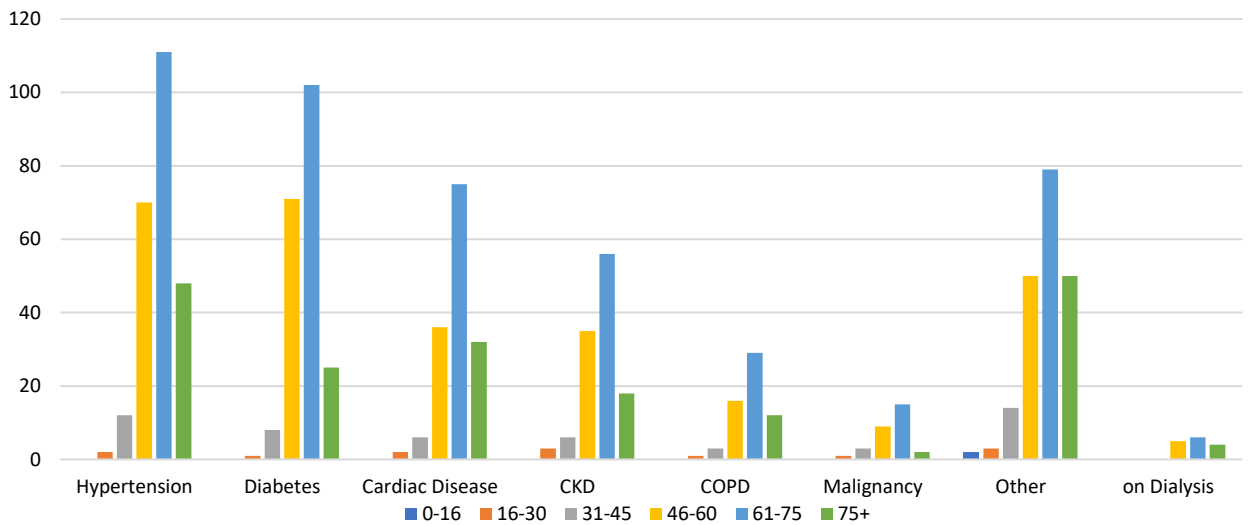
Comorbidity Status in Deceased Cases (n=699)



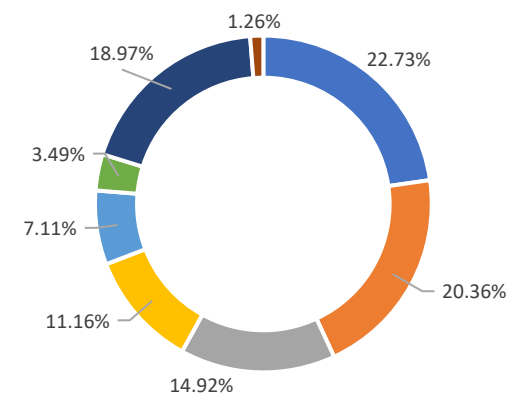
Fatality Rate in Respective Age Brackets & Gender Group



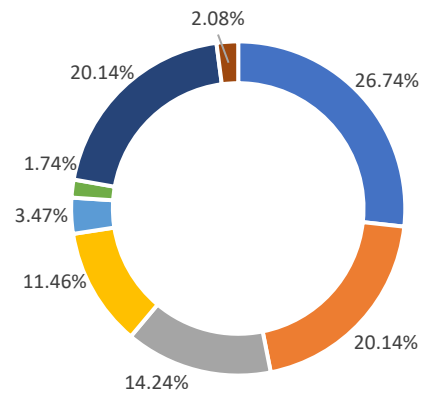
Age Group Wise Comorbidities Among Deceased



Share of Comorbidities in Male



Share of Comorbidities in Female



■ Hypertension ■ Diabetes ■ Cardiac Disease ■ CKD ■ COPD ■ Malignancy ■ Other ■ on Dialysis

FATALITY ANALYSIS



Department of Health & Family Welfare Govt. of West Bengal

WEST BENGAL COVID-19 HEALTH BULLETIN - 2nd JULY 2020

XI

EQUIPMENT SUPPLY

S. No	Equipment	Ordered by State Govt.	Received Yesterday	Total Received by State Govt.	Order Pending
1	PPEs	23.60 L	10,000	15.77 L	7.83 L
2	N95/FFP2 Masks	37.50 L	8,000	9.13 L	28.37 L
3	Regular Masks	49.50 L	30,000	35.68 L	13.82 L
4	Hand Sanitizers (In Ltrs.)	2.01 L	200	1,97,600	3,400
5	Gloves	29.50 L	20,000	27.55 L	1.95 L
6	Thermal Guns	20,000	NIL	20,000	NIL

XII

STATE GOVT. INTERVENTIONS

- Treatment is free for all patients in all Government Hospitals
- Govt has requisitioned private hospitals as COVID hospitals
- Govt reimburses these hospitals at already notified rates
- Status of availability of beds for COVID positive patients in government and private hospitals is available at Health & FW Department's website: www.wbhealth.gov.in
- Safe Homes : An initiative by the Government of West Bengal for care and treatment of asymptomatic/mild symptomatic COVID patients for whom home isolation is not possible /advisable
- As per State Government advisory Satellite Health Facilities are being developed by private hospitals in close vicinity of their hospitals as separate health facility for treatment of asymptomatic/mild symptomatic COVID patients. This intervention is expected to free beds in the hospitals for serious patients.

In the background of the Covid-19 outbreak, the general public is advised to adhere to health advisories issued by the State Government. All the guidelines and orders relating to Covid-19 are posted on www.wbhealth.gov.in

For COVID related queries call

24/7 Helpline: 1800 313 444 222 (Toll free);

033 2341 2600

Control Room: 033 2357 3636 / 1083 / 1085

You can follow us on :

Facebook at: <https://www.facebook.com/wbdhfw/>

Twitter at: <https://twitter.com/wbdhfw>