



Department of Health & Family Welfare Govt. of West Bengal

WEST BENGAL COVID-19 HEALTH BULLETIN – 29th OCTOBER 2020

Active COVID-19 Cases as on 29th October: 37,094

S. No	Subject	Number
1	Total COVID-19 Cases till 28 th October	3,61,703
2	New COVID-19 Cases on 29 th October	3,989
3	Total COVID-19 Cases till 29th October (1+2)	3,65,692
4	Total Discharged	3,21,873 (+3,945)
5	Total Deaths as on 29 th October*	6,725 (+61)
6	Active COVID-19 Cases as on 29th October	37,094 (-17)
7	Discharge Rate (4/3)	88.02%

Note: All figures updated till 9AM, 29th October

#Daily increase/decrease with respect to previous day is shown as (+/-)

*Complete analysis can be referred from **Section X**, (Page no. 5)

S. No	Subject	Number
1	Samples Tested till 28 th October	44,25,231
2	Samples Tested on 29 th October	43,265
3	Total Number of Samples Tested till 29th October (1+2)	44,68,496
4	Tests per Million population	49,650
5	% of Positive Cases out of Samples Tested	8.18%
6	Total Testing Laboratories*	94
7	Testing Laboratories added this week	2
8	Testing Laboratories pending approval	1

*Detailed breakup of these laboratories is given on **Page 4 and Page 5**

S. No	Subject	Number
1	Total Number of Hospitals dedicated for treating COVID-19	94
2	Total Number of Govt. Hospitals dedicated for treating COVID-19	39
3	Total Number of Pvt. Hospitals requisitioned for treating COVID-19	55
4	Total Number of earmarked COVID-19 Beds	12,811
5	% Occupancy in COVID Beds	34.93%
6	Total ICU/HDU Beds in the COVID Hospitals	1,809
7	Total Number of Ventilators in the COVID Hospitals	1090

Institutional Quarantine		
1	Total Govt. Quarantine Centres	582
2	Total number of people in Govt. Quarantine Centres	2,367
3	Total number of people released from Govt. Quarantine Centres	1,08,025
Home Quarantine		
1	Total Home Quarantined People	8,90,422
2	Total number of people currently in Home Quarantine	97,613
3	Total number of people released from Home Quarantine	7,92,809
Safe Homes		
1	Total Number of Safe Homes	200
2	Total Number of Beds in Safe Homes	11,507
3	Total Number of Patients in Safe Homes currently	957



Department of Health & Family Welfare Govt. of West Bengal

WEST BENGAL COVID-19 HEALTH BULLETIN – 29th OCTOBER 2020

V

DISTRICT SNAPSHOT#

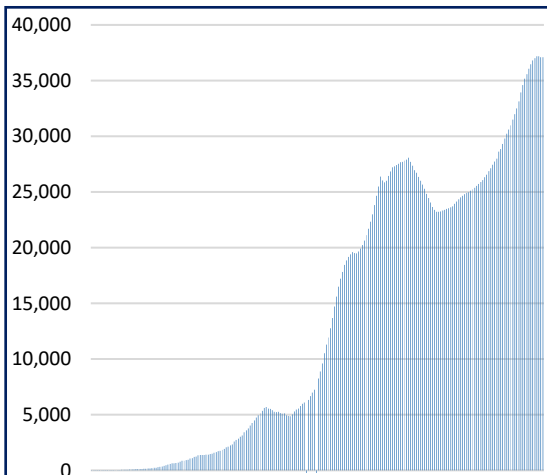
1	2	3	4	5	6 = 3-4-5	7
S. No	District	Total Cases	Total Discharged	Total Deaths	Total Active Cases	Last Reported Case
1	Alipurduar	6,333 ⁺²¹	5,848 ⁺⁴⁶	76	409 ⁻²⁵	28- Oct
2	Coochbehar	8,392 ⁺⁸²	7,376 ⁺⁹⁴	51	965 ⁻¹²	28- Oct
3	Darjeeling	11,250 ⁺¹¹⁹	9,640 ⁺¹¹¹	139	1,471 ⁺⁸	28- Oct
4	Kalimpong	1,411 ⁺¹⁸	1,283 ⁺¹²	14 ⁺¹	114 ⁺⁵	28- Oct
5	Jalpaiguri	8,898 ⁺⁹⁸	7,674 ⁺¹⁸⁰	86	1,138 ⁻⁸²	28- Oct
6	Uttar Dinajpur	4,706 ⁺²⁸	4,292 ⁺⁴⁵	54 ⁺¹	360 ⁻¹⁸	28- Oct
7	Dakshin Dinajpur	6,848 ⁺³⁹	6,315 ⁺⁸⁴	51 ⁺¹	482 ⁻⁴⁶	28- Oct
8	Malda	9,598 ⁺¹⁰⁸	8,469 ⁺¹⁰³	82 ⁺²	1,047 ⁺³	28- Oct
9	Murshidabad	8,521 ⁺⁹⁵	7,458 ⁺⁷⁴	95 ⁺¹	968 ⁺²⁰	28- Oct
10	Nadia	11,870 ⁺¹⁸⁰	9,680 ⁺¹⁶	142 ⁺⁴	2,048 ⁺¹⁶⁰	28- Oct
11	Birbhum	6,058 ⁺⁹³	5,191 ⁺⁷⁷	52	815 ⁺¹⁶	28- Oct
12	Purulia	5,101 ⁺³⁹	4,477 ⁺⁷⁸	28	596 ⁻³⁹	28- Oct
13	Bankura	7,706 ⁺⁶¹	6,830 ⁺⁷⁷	74	802 ⁻¹⁶	28- Oct
14	Jhargram	1,718 ⁺¹⁶	1,364 ⁺²⁵	11	343 ⁻⁹	28- Oct
15	Paschim Medinipur	14,020 ⁺²⁰⁰	11,951 ⁺⁶⁵	206 ⁺¹	1,863 ⁺¹³⁴	28- Oct
16	Purba Medinipur	14,696 ⁺¹²²	13,016 ⁺¹⁵⁴	188	1,492 ⁻³²	28- Oct
17	Purba Bardhaman	7,617 ⁺⁶³	6,346 ⁺⁸²	73 ⁺²	1,198 ⁻²¹	28- Oct
18	Paschim Bardhaman	10,136 ⁺¹²²	8,814 ⁺⁶⁰	100 ⁺⁴	1,222 ⁺⁵⁸	28- Oct
19	Howrah	24,847 ⁺²⁷⁹	22,569 ⁺²⁰²	726 ⁺⁵	1,552 ⁺⁷²	28- Oct
20	Hooghly	17,880 ⁺¹⁷⁶	15,722 ⁺²⁴⁷	309 ⁺⁶	1,849 ⁻⁷⁷	28- Oct
21	North 24 Parganas	74,437 ⁺⁸⁷⁸	66,151 ⁺⁹²⁷	1,541 ⁺¹⁴	6,745 ⁻⁶³	28- Oct
22	South 24 Parganas	24,106 ⁺²⁵⁸	21,001 ⁺²⁵³	452 ⁺⁴	2,653 ⁺¹	28- Oct
23	Kolkata	79,477 ⁺⁸⁹⁴	70,343 ⁺⁹³³	2,172 ⁺¹⁵	6,962 ⁻⁵⁴	28- Oct
24	Other State	66	63	3	0	6-June
TOTAL		3,65,692^{+3,989}	3,21,873^{+3,945}	6,725⁺⁶¹	37,094⁻¹⁷	

#District Wise data is subject to verification and may change

#Daily increase/decrease with respect to previous day is in superscript as +/- (Eg: ⁺⁴)

VI

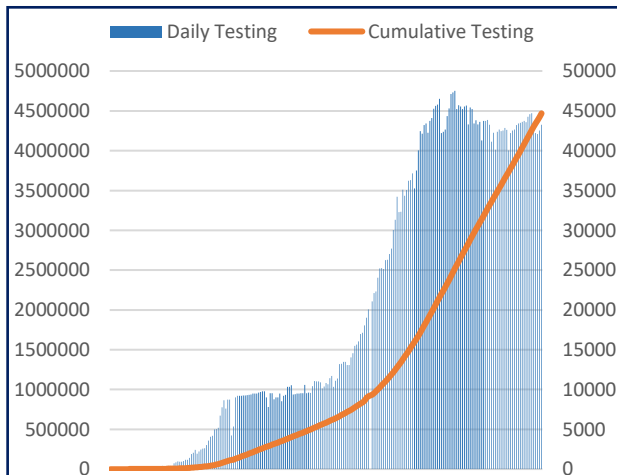
DAILY CUMULATIVE ACTIVE COVID-19 CASES



17th March to 29th Oct

VII

SAMPLES TESTED (Daily and Cumulative)



17th March to 29th Oct



Department of Health & Family Welfare
Govt. of West Bengal

WEST BENGAL COVID-19 HEALTH BULLETIN – 29th OCTOBER 2020

VIII

UNIT WISE EQUIPMENT SUPPLY (CUMULATIVE)

S. No.	Unit Name	PPE	N95/FFP2	Regular Masks		Gloves	Sanitizer (In ltr.)
				Reusable Mask	Disposable Mask		
1	Alipurduar	17,800	24,250	13,400	95,400	70,200	4,342.0
2	Bankura	39,450	39,200	27,300	1,42,050	95,200	6,548.0
3	Birbhum	33,150	24,300	32,400	80,550	34,700	5,321.0
4	Bishnupur HD	12,350	27,100	54,600	1,10,250	1,02,200	5,411.0
5	Coochbehar	32,100	24,450	26,700	41,100	7,200	4,354.0
6	Dakshin Dinajpur	17,400	18,650	21,500	1,05,100	72,200	4,921.0
7	Darjeeling	42,250	41,650	22,900	32,200	10,700	4,298.0
8	Diamond Harbour HD	39,250	30,300	28,000	1,01,550	86,500	3,734.0
9	Hooghly	54,370	43,750	47,000	1,48,200	1,24,100	9,841.0
10	Howrah	1,01,450	63,500	63,780	1,70,050	1,99,200	5,931.0
11	Jalpaiguri	31,800	31,600	45,300	98,000	46,200	5,363.0
12	Jhargram	13,250	13,100	24,890	52,050	51,200	3,893.0
13	Kalimpong	18,150	20,900	19,000	59,550	23,200	3,870.5
14	Malda	24,600	22,200	26,000	72,100	89,700	6,851.0
15	Murshidabad	30,333	45,880	47,200	1,33,100	1,19,200	10,080.0
16	Nadia	54,570	31,240	36,800	1,29,050	1,20,700	5,031.0
17	North 24 Parganas	82,800	57,740	31,440	1,64,000	83,700	7,133.5
18	Basirhat HD	42,820	40,230	32,280	1,33,050	1,49,000	4,697.0
19	Paschim Bardhaman	35,850	32,100	17,580	1,01,000	1,02,900	1,707.0
20	Paschim Medinipur	32,450	39,300	41,090	1,41,050	1,27,700	6,935.0
21	Purba Bardhaman	51,650	45,200	26,800	1,21,550	1,19,700	8,643.0
22	Purba Medinipur	46,050	32,700	33,220	55,050	68,100	1,731.0
23	Nandigram HD	14,750	28,100	30,640	1,06,550	71,700	6,629.0
24	Purulia	43,950	28,100	52,700	1,29,050	1,06,700	6,521.0
25	Rampurhat HD	22,650	26,000	30,300	54,550	61,500	5,037.0
26	South 24 Parganas	48,450	32,100	33,400	84,250	78,400	2,141.0
27	Uttar Dinajpur	35,750	39,050	43,600	1,00,050	1,05,700	5,453.0
28	Bankura S MC&H	16,500	39,650	10,200	1,58,500	1,59,400	2,660.0
29	Coochbehar MC&H	13,800	13,900	14,600	50,000	70,500	2,792.0
30	NB MC&H	37,350	82,500	20,000	1,95,200	1,87,500	6,990.0
31	Diamond Harbour MC&H	13,300	18,700	10,100	1,30,500	1,31,500	3,198.0
32	Malda MC&H	18,800	59,100	13,100	1,72,500	1,81,500	5,118.0
33	Murshidabad MC&H	30,130	60,950	14,600	1,13,500	1,59,000	1,940.0
34	Bardhaman MC&H	23,900	34,100	17,500	1,58,500	1,77,500	2,998.0
35	Medinipur MC&H	47,800	64,200	34,100	2,18,500	1,54,000	9,698.0
36	Purulia MC&H	13,300	19,900	51,600	99,500	1,03,000	4,098.0
37	Rampurhat MC&H	19,900	21,400	17,600	35,000	55,500	8,848.0
38	Raiganj MC&H	14,100	11,900	13,100	44,000	66,000	1,890.0
39	JNM MC&H	17,400	20,000	24,000	45,000	38,000	2,272.0
40	Sagar Dutta MC&H	50,520	69,330	17,600	1,40,550	1,58,000	6,678.0
41	ID & BG Hospital	45,050	52,800	20,600	89,100	71,500	2,671.0
42	RG Kar MCH	40,850	61,000	15,800	2,59,050	2,72,700	6,207.0
43	NRS MCH	60,250	77,000	30,800	1,76,550	1,69,200	4,190.0
44	IPGMER & SSKMH	98,900	1,02,590	66,600	3,78,050	3,69,500	12,717.0
45	Medical College, Kolkata	1,30,450	1,20,000	20,800	2,60,050	3,32,500	7,512.0
46	CNMCH	51,350	47,800	23,150	1,33,500	99,500	3,472.0
47	Other Govt Dept/Institutions	3,81,001	3,38,475	1,98,638	9,06,451	8,66,802	49,278.3
48	Stock in hand-In Transit	3,92,168	4,33,055	8,03,051	757	2,608	30,645.9
TOTAL		25,36,262	26,51,040	23,47,359	65,25,208	61,53,210	3,22,290.2

*In addition to State supply, local procurement is also done.



Department of Health & Family Welfare Govt. of West Bengal

WEST BENGAL COVID-19 HEALTH BULLETIN – 29th OCTOBER 2020

IX

DETAILS OF TESTING LABS

S. No.	Name of Testing Lab	Samples Tested	Method of Testing	Functional WEF
1	NICED	1,32,213	RT-PCR	Since Beginning
2	SSKM	1,75,470	RT-PCR	17-Mar
3	Medinipur MCH	1,31,109	RT-PCR	24-Mar
4	North Bengal MCH	1,98,083	RT-PCR	29-Mar
5	School of Tropical Medicine	1,33,646	RT-PCR	01-Apr
6	Apollo Hospital	24,003	RT-PCR	06-Apr
7	Tata Medical Centre	13,845	RT-PCR	06-Apr
8	Malda MCH	1,31,622	RT-PCR	08-Apr
9	Dr. Lal Pathlab	1,32,672	RT-PCR	17-Apr
10	Command Hospital	19,134	RT-PCR	17-Apr
11	CNCI	12,917	RT-PCR	22-Apr
12	RG Kar MCH	1,39,928	RT-PCR	24-Apr
13	SURAKSHA	81,139	RT-PCR	24-Apr
14	Murshidabad MCH	99,969	RT-PCR	26-Apr
15	Peerless	30,640	RT-PCR	30-Apr
16	Burdwan MCH	1,00,696	RT-PCR	06-May
17	MCH Kolkata	62,678	RT-PCR	08-May
18	NRS MCH	67,123	RT-PCR	12-May
19	Sanaka Hospitals	77,970	RT-PCR	12-May
20	Medica Hospital	73,140	RT-PCR	15-May
21	Bankura MCH	84,880	RT-PCR	22-May
22	Suri DH	68,817	RT-PCR	22-May
23	Coochbehar GMCH	62,170	RT-PCR	06-Jun
24	COMJNM Kalyani	88,233	RT-PCR	10-Jun
25	Desun Hospital	2,984	RT-PCR	17-Jun
26	RN Tagore Hospital	12,741	RT-PCR	24-Jun
27	Raigunj MCH	46,751	RT-PCR	26-Jun
28	Jagannath Gupta Institute of Medical Sciences	2,231	RT-PCR	06-Jul
29	ESI-Postgraduate Institute of Medical Science and Research	4,345	RT-PCR	16-Jul
30	Remedy Lifecare, Kolkata	4,722	RT-PCR	21-Jul
31	AMRI Dhakuria	21,856	RT-PCR	19-May
32	Rampurhat MCH	36,250	RT-PCR	19-May
33	CNMCH	29,137	RT-PCR	20-May
34	DH GMCH	46,144	RT-PCR	20-May
35	COMSDH	25,648	RT-PCR	27-May
36	Purulia Govt. MCH	40,874	RT-PCR	03-Jun
37	SRL Lab	29,937	RT-PCR	18-Jun
38	Probe diagnostics	5,357	RT-PCR	14-Aug
39	Pulse Diagnostics	8,082	RT-PCR	12-Sept
40	RB Diagnostic Kolkata	5,551	RT-PCR	20-Sept
41	Purba Medinipur DH	3,686	RT-PCR	24-Sept
42	B.P. Poddar Hospital & Medical Research Ltd	81	RT-PCR	27-Oct
43	Swastik Clinic & Seva Sadan Pvt. Ltd., Birbhum	9	RT-PCR	27-Oct
44	Repromed Diagnostic Ltd	903	RT-PCR	24-Sept
45	AMRI Salt Lake	8,279	CBNAAT	01-May
46	CMRI	6,818	CBNAAT	13-May
47	Asansol DH	1,708	TRUENAT	19-May

Note: Average tests per CBNAAT and TRUENAT machines are 32 per day and 16 per day respectively



Department of Health & Family Welfare Govt. of West Bengal

WEST BENGAL COVID-19 HEALTH BULLETIN – 29th OCTOBER 2020

IX

DETAILS OF TESTING LABS

S. No.	Name of Testing Lab	Samples Tested	Method of Testing	Functional WEF
48	Jhargram DH	1,900	TRUENAT	19-May
49	Falakata SSH	3,202	TRUENAT	20-May
50	Balurghat DH	1,964	TRUENAT	22-May
51	Serampore DH	1,081	TRUENAT	25-May
52	Uluberia SSH	1,426	TRUENAT	27-May
53	Jangipur SDH	1,254	TRUENAT	27-May
54	Egra SDH	524	TRUENAT	27-May
55	MR Bangur Hospital	398	TRUENAT	28-May
56	Chanchal SDH	365	TRUENAT	28-May
57	Biswa Bangla Krirangan COVID Hospital	54,984	TRUENAT	31-May
58	Woodlands	3,220	CBNAAT	11-Jun
59	Alipurduar DH	1,542	TRUENAT	16-Jun
60	Basirhat DH	298	TRUENAT	19-Jun
61	Anandaloke Sonoscan, Siliguri	2,200	TRUENAT	27-Jun
62	Gangarampur SDH	857	CBNAAT	16-Jul
63	Contai SDH	286	TRUENAT	20-Jul
64	ILS hospital	1,107	TRUENAT	25-Jul
65	Uttar Latabari DH	86	TRUENAT	04-Aug
66	Nandigram SSH/DH	693	TRUENAT	04-Aug
67	Panskura Hospital	230	TRUENAT	06-Aug
68	Chittaranjan Seva Sadan Hospital	1,294	TRUENAT	10-Aug
69	Dr. PK Saha Hospital, Coochbihar	1,634	TRUENAT	11-Aug
70	Salt Lake SDH	423	TRUENAT	13-Aug
71	Charnock Hospital	1,449	TRUENAT	14-Aug
72	Gabberia SGH	77	TRUENAT	15-Aug
73	Spandan Disgnostic Center	3,204	TRUENAT	16-Aug
74	Kakdwip SSH	103	TRUENAT	17-Aug
75	Mal SSH	50	TRUENAT	18-Aug
76	Howrah DH	104	TRUENAT	21-Aug
77	Sagardighi SSH	75	TRUENAT	2-Sept
78	Domkal SSH	109	TRUENAT	6-Sept
79	Udaynarayanpur SGH Howrah	23	TRUENAT	7- Sept
80	GD Hospital & Diabetes Institute, Howrah	396	CBNAAT	8-Sept
81	Nightingale Diagnostic & Medicare Centre	551	TRUENAT	12-Sept
82	Bhagirathi Neotia Woman * Child Care Centre	98	CBNAAT	16-Sept
83	Krishnanagar DTC	3	TRUENAT	29-Sept
84	Mission Hospital, Durgapur	1,204	TRUENAT	29-Sept
85	Medinova, Kolkata	607	TRUENAT	1-Oct
86	Specialist Clinic & Diagnostic, Barasat	365	TRUENAT	1-Oct
87	MSS Bansal Medical, Kolkata	792	TRUENAT	2-Oct
88	TLJ, SGH, Howrah	9	TRUENAT	2-Oct
89	Narayan Memorial Hospital, Kolkata	82	TRUENAT	2-Oct
90	Kalimpong DH	144	TRUENAT	6-Oct
91	Mirik BPHC, Darjeeling	28	TRUENAT	9-Oct
92	Barjore SSH, Bankura	30	TRUENAT	11-Oct
93	Darjeeling DH	34	TRUENAT	11-Oct
94	Metropolis Kolkata	8	TRUENAT	14-Oct
95	<i>Antigen Test done within the State</i>	18,02,211	-	-
96	<i>Samples Tested in Labs Outside the State</i>	89,581	RT-PCR	-
	TOTAL	44,68,496		

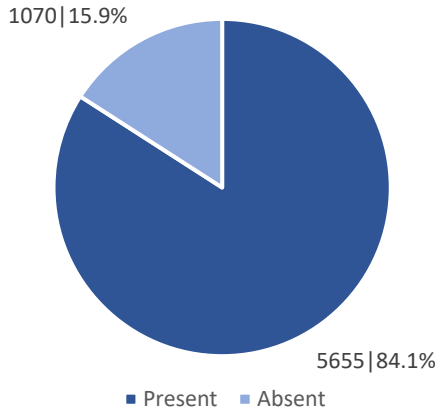
Note: Average tests per CBNAAT and TRUENAT machines are 32 per day and 16 per day respectively



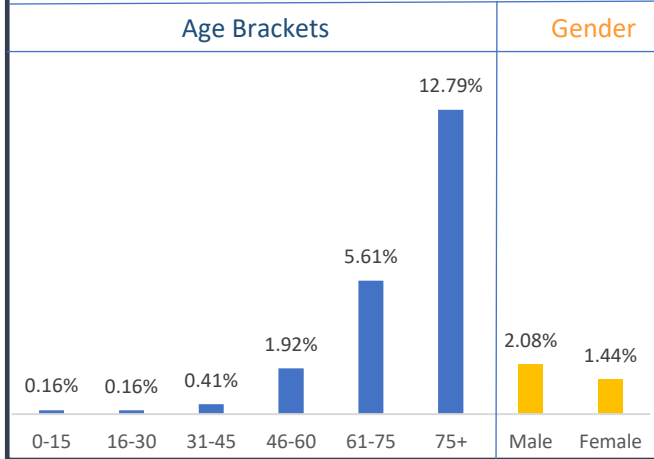
WEST BENGAL COVID-19 HEALTH BULLETIN – 29th OCTOBER 2020

X

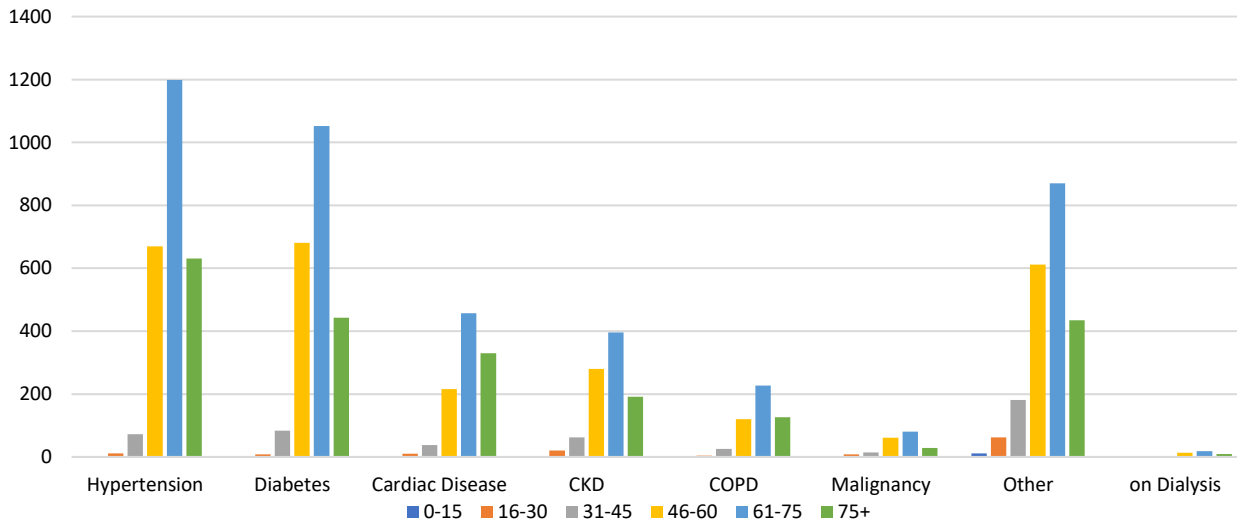
Comorbidity Status in Deceased Cases (n=6,725)



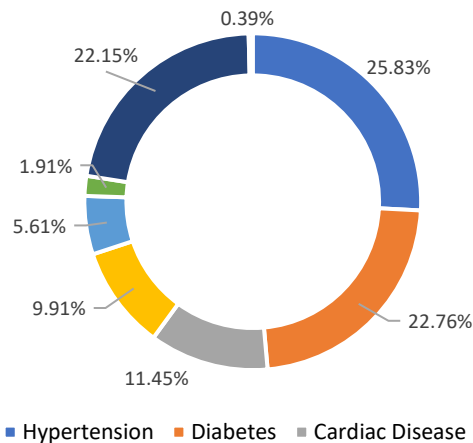
Fatality Rate in Respective Age Brackets & Gender Group



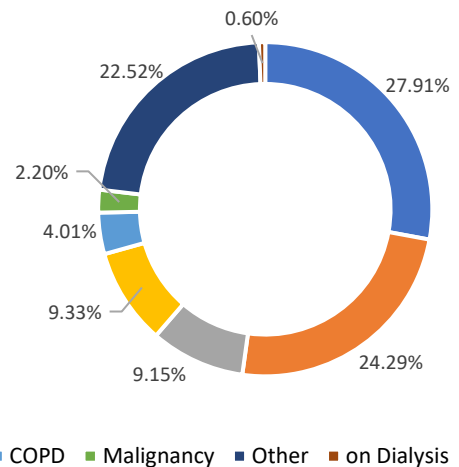
Age Group Wise Comorbidities Among Deceased



Share of Comorbidities in Male



Share of Comorbidities in Female



FATALITY ANALYSIS



Department of Health & Family Welfare Govt. of West Bengal

WEST BENGAL COVID-19 HEALTH BULLETIN – 29th OCTOBER 2020

XI
EQUIPMENT SUPPLY

S. No	Equipment	Ordered by State Govt.	Received Yesterday	Total Received by State Govt.	Order Pending
1	PPEs	29.10 L	5,000	24.65 L	4.45 L
2	N95/FFP2 Masks	36.20 L	15,000	25.55 L	10.65 L
3	Regular Masks	74.50 L	40,000	68.45 L	6.05 L
4	Hand Sanitizers (In Ltrs.)	3.11 L	1,000	3,04,500	6,500
5	Gloves	64.50 L	40,000	58.40 L	6.10 L
6	Thermal Guns	20,000	NIL	20,000	NIL

XII
DEDICATED COVID-19 HELPLINE (24 X 7)

1. Dedicated COVID-19 Helpline : **1800 313 444 222**
2. Direct Telemedicine Line : **033 23576001**
3. Ambulance Service : **033 40902929**
4. COVID Telemedicine App "[Covid Telemedicine WB](#)" on Google Play Store
 - These services include allocation of beds in Govt. hospitals and Safe Homes
 - Telemedicine for citizens at large and those in home isolation
 - Ambulance service includes guidance and provision of Govt. ambulance
5. Tele-Psychological counselling services have started since August 1st, 2020.

General Queries			
1	A	Total Queries addressed in last 24 hours	3,129
	B	Total Queries addressed till 28 th October	13,50,558
Telemedicine			
2	A	Total consultations given in last 24 hours	3,573
	B	Total consultations given till 28 th October	3,85,362
Ambulance Services			
3	A	Ambulances assigned in last 24 hours	481
	B	Total calls received in last 24 hours	489
Tele-Psychological Counselling			
4	A	Counselling given in last 24 hours	1,063
	B	Counselling given till 28 th October	1,13,812

State Government Interventions :

- Status of availability of beds for COVID positive patients in government and private hospitals is available at Health & FW Department's website: www.wbhealth.gov.in
- Safe Homes : An initiative by the Government of West Bengal for care and treatment of asymptomatic/mild symptomatic COVID patients for whom home isolation is not possible /advisable
- As per State Government advisory Satellite Health Facilities are being developed by private hospitals in close vicinity of their hospitals as separate health facility for treatment of asymptomatic/mild symptomatic COVID patients. This intervention is expected to free beds in the hospitals for serious patients.

All the guidelines and orders relating to Covid-19 are posted on www.wbhealth.gov.in

You can follow us on :

Facebook at: <https://www.facebook.com/wbdhfw/>

Twitter at: <https://twitter.com/wbdhfw>