



# Department of Health & Family Welfare Govt. of West Bengal

## WEST BENGAL COVID-19 HEALTH BULLETIN – 29<sup>th</sup> NOVEMBER 2020

### Active COVID-19 Cases as on 29<sup>th</sup> November: 24,405

S. No	Subject	Number
1	Total COVID-19 Cases till 28 <sup>th</sup> November	4,77,446
2	New COVID-19 Cases on 29 <sup>th</sup> November	3,367
<b>3</b>	<b>Total COVID-19 Cases till 29<sup>th</sup> November (1+2)</b>	<b>4,80,813</b>
4	Total Discharged	4,48,032 (+3,445)
5	Total Deaths as on 29 <sup>th</sup> November*	8,376 (+54)
<b>6</b>	<b>Active COVID-19 Cases as on 29<sup>th</sup> November</b>	<b>24,405 (-132)</b>
7	Discharge Rate (4/3)	93.18%

*Note: All figures updated till 9AM, 29<sup>th</sup> November*

*#Daily increase/decrease with respect to previous day is shown as (+/-)*

*\*Complete analysis can be referred from Section X, (Page no. 5)*

S. No	Subject	Number
1	Samples Tested till 28 <sup>th</sup> November	57,89,547
2	Samples Tested on 29 <sup>th</sup> November	45,208
<b>3</b>	<b>Total Number of Samples Tested till 29<sup>th</sup> November (1+2)</b>	<b>58,34,755</b>
4	Tests per Million population	64,831
5	% of Positive Cases out of Samples Tested	8.24%
6	Total Testing Laboratories*	95
7	Testing Laboratories added this week	0
8	Testing Laboratories pending approval	1

*\*Detailed breakup of these laboratories is given on Page 4 and Page 5*

S. No	Subject	Number
1	Total Number of Hospitals dedicated for treating COVID-19	102
2	Total Number of Govt. Hospitals dedicated for treating COVID-19	45
3	Total Number of Pvt. Hospitals requisitioned for treating COVID-19	57
4	Total Number of earmarked COVID-19 Beds	13,538
5	% Occupancy in COVID Beds	28.14%
6	Total ICU/HDU Beds in the COVID Hospitals	1,809
7	Total Number of Ventilators in the COVID Hospitals	1090

Home Quarantine		
1	Total Home Quarantined People	10,47,778
2	Total number of people currently in Home Quarantine	89,566
3	Total number of people released from Home Quarantine	9,58,212
Safe Homes		
1	Total Number of Safe Homes	200
2	Total Number of Beds in Safe Homes	11,507
3	Total Number of Patients in Safe Homes currently	780



# Department of Health & Family Welfare Govt. of West Bengal

## WEST BENGAL COVID-19 HEALTH BULLETIN – 29<sup>th</sup> NOVEMBER 2020

V

DISTRICT SNAPSHOT#

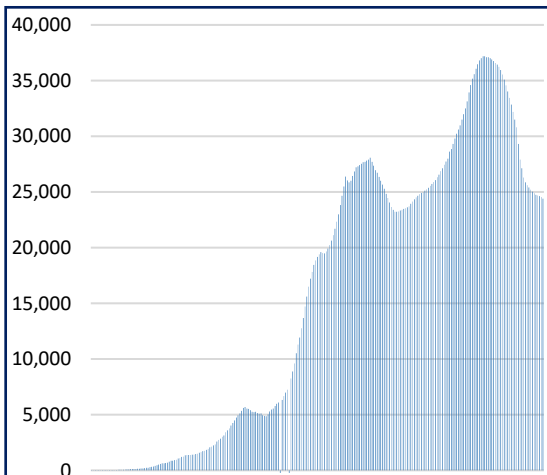
1	2	3	4	5	6 = 3-4-5	7
S. No	District	Total Cases	Total Discharged	Total Deaths	Total Active Cases	Last Reported Case
1	Alipurduar	7,196 <sup>+9</sup>	7,042 <sup>+20</sup>	83	71 <sup>-11</sup>	28- Nov
2	Coochbehar	10,539 <sup>+38</sup>	10,177 <sup>+32</sup>	63	299 <sup>+6</sup>	28- Nov
3	Darjeeling	15,288 <sup>+111</sup>	14,294 <sup>+97</sup>	179	815 <sup>+14</sup>	28- Nov
4	Kalimpong	1,783 <sup>+3</sup>	1,691 <sup>+6</sup>	21	71 <sup>-3</sup>	28- Nov
5	Jalpaiguri	12,319 <sup>+89</sup>	11,562 <sup>+59</sup>	134 <sup>+2</sup>	623 <sup>+28</sup>	28- Nov
6	Uttar Dinajpur	5,748 <sup>+57</sup>	5,430 <sup>+8</sup>	62	256 <sup>+49</sup>	28- Nov
7	Dakshin Dinajpur	7,789 <sup>+14</sup>	7,485 <sup>+6</sup>	58	246 <sup>+8</sup>	28- Nov
8	Malda	11,407 <sup>+43</sup>	11,004 <sup>+31</sup>	97	306 <sup>+12</sup>	28- Nov
9	Murshidabad	10,795 <sup>+35</sup>	10,292 <sup>+32</sup>	122 <sup>+2</sup>	381 <sup>+1</sup>	28- Nov
10	Nadia	18,224 <sup>+217</sup>	16,936 <sup>+221</sup>	227 <sup>+4</sup>	1,061 <sup>-8</sup>	28- Nov
11	Birbhum	8,051 <sup>+38</sup>	7,617 <sup>+94</sup>	75 <sup>+2</sup>	359 <sup>-58</sup>	28- Nov
12	Purulia	6,087 <sup>+16</sup>	5,829 <sup>+9</sup>	38	220 <sup>+7</sup>	28- Nov
13	Bankura	9,801 <sup>+41</sup>	9,265 <sup>+38</sup>	86	450 <sup>+3</sup>	28- Nov
14	Jhargram	2,553 <sup>+16</sup>	2,410 <sup>+33</sup>	17	126 <sup>-17</sup>	28- Nov
15	Paschim Medinipur	17,892 <sup>+59</sup>	17,039 <sup>+36</sup>	254 <sup>+2</sup>	599 <sup>+21</sup>	28- Nov
16	Purba Medinipur	18,008 <sup>+115</sup>	16,988 <sup>+44</sup>	236 <sup>+2</sup>	784 <sup>+69</sup>	28- Nov
17	Purba Bardhaman	10,292 <sup>+66</sup>	9,524 <sup>+74</sup>	84	684 <sup>-8</sup>	28- Nov
18	Paschim Bardhaman	13,076 <sup>+122</sup>	12,103 <sup>+79</sup>	126 <sup>+1</sup>	847 <sup>+42</sup>	28- Nov
19	Howrah	31,060 <sup>+215</sup>	29,157 <sup>+148</sup>	874 <sup>+5</sup>	1,029 <sup>+62</sup>	28- Nov
20	Hooghly	24,980 <sup>+190</sup>	23,758 <sup>+255</sup>	401 <sup>+1</sup>	821 <sup>-66</sup>	28- Nov
21	North 24 Parganas	1,00,145 <sup>+814</sup>	91,950 <sup>+928</sup>	1,973 <sup>+13</sup>	6,222 <sup>-127</sup>	28- Nov
22	South 24 Parganas	31,717 <sup>+233</sup>	29,570 <sup>+254</sup>	567 <sup>+7</sup>	1,580 <sup>-28</sup>	28- Nov
23	Kolkata	1,05,997 <sup>+826</sup>	96,846 <sup>+941</sup>	2,596 <sup>+13</sup>	6,555 <sup>-128</sup>	28- Nov
24	Other State	66	63	3	0	6-June
<b>TOTAL</b>		<b>4,80,813<sup>+3,367</sup></b>	<b>4,48,032<sup>+3,445</sup></b>	<b>8,376<sup>+54</sup></b>	<b>24,405<sup>-132</sup></b>	

#District Wise data is subject to verification and may change

#Daily increase/decrease with respect to previous day is in superscript as +/- (Eg: +4)

VI

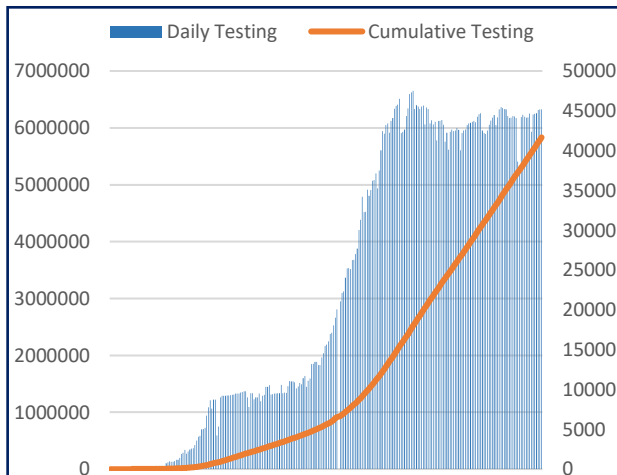
DAILY CUMULATIVE ACTIVE COVID-19 CASES



17<sup>th</sup> March to 29<sup>th</sup> Nov

VII

SAMPLES TESTED (Daily and Cumulative)



17<sup>th</sup> March to 29<sup>th</sup> Nov



Department of Health & Family Welfare  
Govt. of West Bengal

WEST BENGAL COVID-19 HEALTH BULLETIN – 29<sup>th</sup> NOVEMBER 2020

VIII

UNIT WISE EQUIPMENT SUPPLY (CUMULATIVE)

S. No.	Unit Name	PPE	N95/FFP2	Regular Masks		Gloves	Sanitizer (In ltr.)
				Reusable Mask	Disposable Mask		
1	Alipurduar	17,800	24,750	13,400	1,00,900	70,200	4,892.0
2	Bankura	43,950	43,700	27,300	1,61,550	1,04,200	7,248.0
3	Birbhum	36,150	24,300	32,400	96,050	49,700	6,171.0
4	Bishnupur HD	14,350	30,100	54,600	1,25,250	1,11,200	5,911.0
5	Coochbehar	32,100	28,450	26,950	41,100	7,200	4,354.0
6	Dakshin Dinajpur	20,400	18,650	21,500	1,21,600	79,700	4,921.0
7	Darjeeling	51,250	50,650	22,900	32,200	10,700	4,298.0
8	Diamond Harbour HD	40,250	30,300	28,000	1,07,550	1,01,500	4,034.0
9	Hooghly	61,870	50,250	47,000	1,74,200	1,54,100	11,041.0
10	Howrah	1,10,450	71,000	63,780	2,02,550	2,23,200	6,531.0
11	Jalpaiguri	34,800	34,600	45,550	1,11,000	61,200	5,863.0
12	Jhargram	14,750	14,100	24,890	57,050	51,200	4,193.0
13	Kalimpong	21,150	20,900	19,000	68,050	35,200	4,370.5
14	Malda	26,100	22,200	26,000	87,100	95,700	7,151.0
15	Murshidabad	34,333	50,380	48,700	1,43,100	1,34,200	10,080.0
16	Nadia	58,570	37,240	37,100	1,48,050	1,27,700	5,331.0
17	North 24 Parganas	97,800	72,740	31,440	1,89,000	1,18,700	7,383.5
18	Basirhat HD	42,820	43,230	32,280	1,44,050	1,61,000	5,297.0
19	Paschim Bardhaman	35,850	32,100	17,780	1,21,000	1,15,900	1,907.0
20	Paschim Medinipur	32,450	45,300	41,090	1,55,050	1,37,700	7,235.0
21	Purba Bardhaman	58,650	51,200	27,100	1,36,550	1,38,700	9,443.0
22	Purba Medinipur	52,550	38,700	33,220	87,050	94,100	1,731.0
23	Nandigram HD	16,750	31,100	30,640	1,21,050	80,200	7,029.0
24	Purulia	49,950	34,100	52,700	1,48,550	1,21,700	7,421.0
25	Rampurhat HD	24,150	29,000	30,300	61,550	72,500	5,637.0
26	South 24 Parganas	54,450	32,100	33,400	1,07,250	1,10,400	2,141.0
27	Uttar Dinajpur	35,750	43,550	43,850	1,13,050	1,31,700	5,853.0
28	Bankura S MC&H	19,500	43,150	10,200	1,82,500	1,86,400	2,660.0
29	Coochbehar MC&H	13,800	14,400	14,600	53,500	83,500	3,042.0
30	NB MC&H	40,350	94,500	20,000	2,24,200	2,25,500	7,890.0
31	Diamond Harbour MC&H	13,300	21,700	10,100	1,47,500	1,45,000	3,598.0
32	Malda MC&H	18,800	69,100	13,100	1,88,500	2,07,500	5,968.0
33	Murshidabad MC&H	30,130	69,950	14,600	1,29,000	1,84,500	2,340.0
34	Bardhaman MC&H	23,900	34,100	17,500	1,89,500	2,12,500	3,148.0
35	Medinipur MC&H	53,800	70,200	34,100	2,52,000	1,92,000	11,198.0
36	Purulia MC&H	13,300	19,900	51,600	99,500	1,12,000	4,098.0
37	Rampurhat MC&H	21,400	25,400	17,600	40,000	67,500	10,048.0
38	Raiganj MC&H	14,100	11,900	13,100	56,500	77,000	1,890.0
39	JNM MC&H	17,400	20,500	24,000	45,000	44,000	2,572.0
40	Sagar Dutta MC&H	61,020	85,330	17,600	1,75,550	1,88,000	7,478.0
41	ID & BG Hospital	45,050	58,800	20,600	1,01,100	77,500	2,671.0
42	RG Kar MCH	40,850	62,000	15,800	2,93,050	3,10,200	6,807.0
43	NRS MCH	60,250	88,000	30,800	2,14,550	1,99,200	4,690.0
44	IPGMER & SSKMH	98,900	1,08,590	66,600	4,29,050	3,99,500	14,217.0
45	Medical College, Kolkata	1,48,450	1,36,000	20,800	3,10,050	3,67,500	8,462.0
46	CNMCH	51,350	47,800	23,150	1,33,500	99,500	3,472.0
47	Other Govt Dept/Institutions	4,09,201	3,74,495	2,10,688	10,23,021	9,88,752	54,855.3
48	Stock in hand-In Transit	3,74,968	8,04,535	7,97,951	1,187	1,158	35,218.9
<b>TOTAL</b>		<b>26,89,262</b>	<b>32,65,040</b>	<b>23,57,359</b>	<b>74,50,208</b>	<b>70,68,210</b>	<b>3,53,790.2</b>

\*In addition to State supply, local procurement is also done.



# Department of Health & Family Welfare Govt. of West Bengal

## WEST BENGAL COVID-19 HEALTH BULLETIN – 29<sup>th</sup> NOVEMBER 2020

IX

DETAILS OF TESTING LABS

S. No.	Name of Testing Lab	Samples Tested	Method of Testing	Functional WEF
1	NICED	1,39,775	RT-PCR	Since Beginning
2	SSKM	2,08,911	RT-PCR	17-Mar
3	Medinipur MCH	1,37,792	RT-PCR	24-Mar
4	North Bengal MCH	2,35,734	RT-PCR	29-Mar
5	School of Tropical Medicine	1,61,780	RT-PCR	01-Apr
6	Apollo Hospital	31,656	RT-PCR	06-Apr
7	Tata Medical Centre	15,775	RT-PCR	06-Apr
8	Malda MCH	1,62,284	RT-PCR	08-Apr
9	Dr. Lal Pathlab	1,55,989	RT-PCR	17-Apr
10	Command Hospital	23,315	RT-PCR	17-Apr
11	CNCI	15,333	RT-PCR	22-Apr
12	RG Kar MCH	1,69,179	RT-PCR	24-Apr
13	SURAKSHA	94,529	RT-PCR	24-Apr
14	Murshidabad MCH	1,17,861	RT-PCR	26-Apr
15	Peerless	38,141	RT-PCR	30-Apr
16	Burdwan MCH	1,20,379	RT-PCR	06-May
17	MCH Kolkata	80,565	RT-PCR	08-May
18	NRS MCH	79,931	RT-PCR	12-May
19	Sanaka Hospitals	87,058	RT-PCR	12-May
20	Medica Hospital	86,367	RT-PCR	15-May
21	Bankura MCH	1,02,429	RT-PCR	22-May
22	Suri DH	87,158	RT-PCR	22-May
23	Coochbehar GMCH	85,977	RT-PCR	06-Jun
24	COMJNM Kalyani	1,17,248	RT-PCR	10-Jun
25	Desun Hospital	3,668	RT-PCR	17-Jun
26	RN Tagore Hospital	17,199	RT-PCR	24-Jun
27	Raigunj MCH	59,264	RT-PCR	26-Jun
28	Jagannath Gupta Institute of Medical Sciences	2,930	RT-PCR	06-Jul
29	ESI-Postgraduate Institute of Medical Science and Research	5,801	RT-PCR	16-Jul
30	Remedy Lifecare, Kolkata	6,738	RT-PCR	21-Jul
31	AMRI Dhakuria	28,373	RT-PCR	19-May
32	Rampurhat MCH	43,646	RT-PCR	19-May
33	CNMCH	36,602	RT-PCR	20-May
34	DH GMCH	65,592	RT-PCR	20-May
35	COMSDH	31,459	RT-PCR	27-May
36	Purulia Govt. MCH	51,634	RT-PCR	03-Jun
37	SRL Lab	51,923	RT-PCR	18-Jun
38	Probe diagnostics	10,469	RT-PCR	14-Aug
39	Pulse Diagnostics	18,318	RT-PCR	12-Sept
40	RB Diagnostic Kolkata	13,665	RT-PCR	20-Sept
41	Purba Medinipur DH	7,982	RT-PCR	24-Sept
42	B.P. Poddar Hospital & Medical Research Ltd	389	RT-PCR	27-Oct
43	Swastik Clinic & Seva Sadan Pvt. Ltd., Birbhum	78	RT-PCR	27-Oct
44	Repromed Diagnostic Ltd	2,390	RT-PCR	24-Sept
45	Gouri Devi Institute of Medical Sciences and Hospital	177	RT-PCR	7-Nov
46	AMRI Salt Lake	10,050	CBNAAT	01-May
47	CMRI	8,618	CBNAAT	13-May
48	Asansol DH	1,997	TRUENAT	19-May

Note: Average tests per CBNAAT and TRUENAT machines are 32 per day and 16 per day respectively



## Department of Health & Family Welfare Govt. of West Bengal

### WEST BENGAL COVID-19 HEALTH BULLETIN – 29<sup>th</sup> NOVEMBER 2020

**IX**

**DETAILS OF TESTING LABS**

S. No.	Name of Testing Lab	Samples Tested	Method of Testing	Functional WEF
49	Jhargram DH	2,150	TRUENAT	19-May
50	Falakata SSH	3,205	TRUENAT	20-May
51	Balurghat DH	2,109	TRUENAT	22-May
52	Serampore DH	1,126	TRUENAT	25-May
53	Uluberia SSH	1,611	TRUENAT	27-May
54	Jangipur SDH	1,486	TRUENAT	27-May
55	Egra SDH	524	TRUENAT	27-May
56	MR Bangur Hospital	398	TRUENAT	28-May
57	Chanchal SDH	556	TRUENAT	28-May
58	Biswa Bangla Krirangan COVID Hospital	68,682	TRUENAT	31-May
59	Woodlands	4,318	CBNAAT	11-Jun
60	Alipurduar DH	1,542	TRUENAT	16-Jun
61	Basirhat DH	317	TRUENAT	19-Jun
62	Anandaloke Sonoscan, Siliguri	3,188	TRUENAT	27-Jun
63	Gangarampur SDH	1,035	CBNAAT	16-Jul
64	Contai SDH	286	TRUENAT	20-Jul
65	ILS hospital	1,379	TRUENAT	25-Jul
66	Uttar Latabari DH	87	TRUENAT	04-Aug
67	Nandigram SSH/DH	789	TRUENAT	04-Aug
68	Panskura Hospital	346	TRUENAT	06-Aug
69	Chittaranjan Seva Sadan Hospital	1,580	TRUENAT	10-Aug
70	Dr. PK Saha Hospital, Coochbihar	2,263	TRUENAT	11-Aug
71	Salt Lake SDH	620	TRUENAT	13-Aug
72	Charnock Hospital	2,457	TRUENAT	14-Aug
73	Gabberia SGH	115	TRUENAT	15-Aug
74	Spandan Disgnostic Center	4,693	TRUENAT	16-Aug
75	Kakdwip SSH	157	TRUENAT	17-Aug
76	Mal SSH	73	TRUENAT	18-Aug
77	Howrah DH	129	TRUENAT	21-Aug
78	Sagardighi SSH	259	TRUENAT	2-Sept
79	Domkal SSH	149	TRUENAT	6-Sept
80	Udaynarayanpur SGH Howrah	38	TRUENAT	7- Sept
81	GD Hospital & Diabetes Institute, Howrah	628	CBNAAT	8-Sept
82	Nightingale Diagnostic & Medicare Centre	988	TRUENAT	12-Sept
83	Bhagirathi Neotia Woman * Child Care Centre	184	CBNAAT	16-Sept
84	Krishnanagar DTC	85	TRUENAT	29-Sept
85	Mission Hospital, Durgapur	2,963	TRUENAT	29-Sept
86	Medinova, Kolkata	1,336	TRUENAT	1-Oct
87	Specialist Clinic & Diagnostic, Barasat	365	TRUENAT	1-Oct
88	MSS Bansal Medical, Kolkata	1,938	TRUENAT	2-Oct
89	TLJ, SGH, Howrah	20	TRUENAT	2-Oct
90	Narayan Memorial Hospital, Kolkata	147	TRUENAT	2-Oct
91	Kalimpong DH	225	TRUENAT	6-Oct
92	Mirik BPHC, Darjeeling	135	TRUENAT	9-Oct
93	Barjore SSH, Bankura	89	TRUENAT	11-Oct
94	Darjeeling DH	93	TRUENAT	11-Oct
95	Metropolis Kolkata	505	TRUENAT	14-Oct
96	<i>Antigen Test done within the State</i>	25,56,158	-	-
97	<i>Samples Tested in Labs Outside the State</i>	1,27,101	RT-PCR	-
<b>TOTAL</b>		<b>58,34,755</b>		

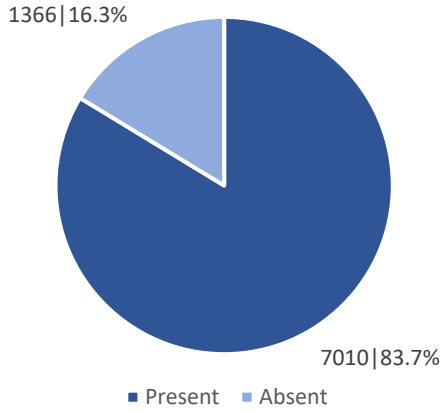
**Note:** Average tests per CBNAAT and TRUENAT machines are 32 per day and 16 per day respectively



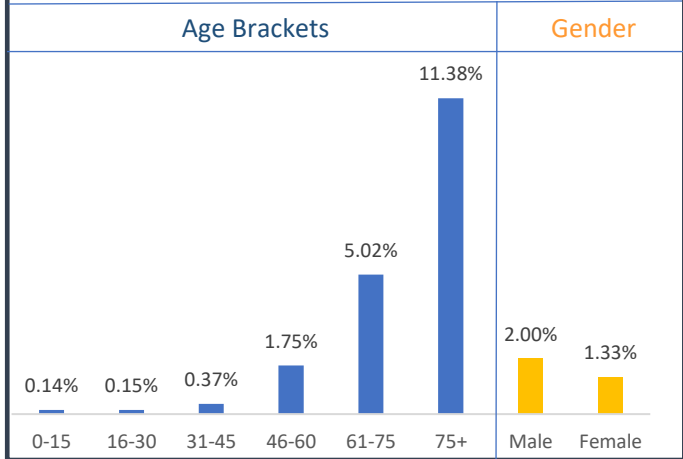
WEST BENGAL COVID-19 HEALTH BULLETIN – 29<sup>th</sup> NOVEMBER 2020

X

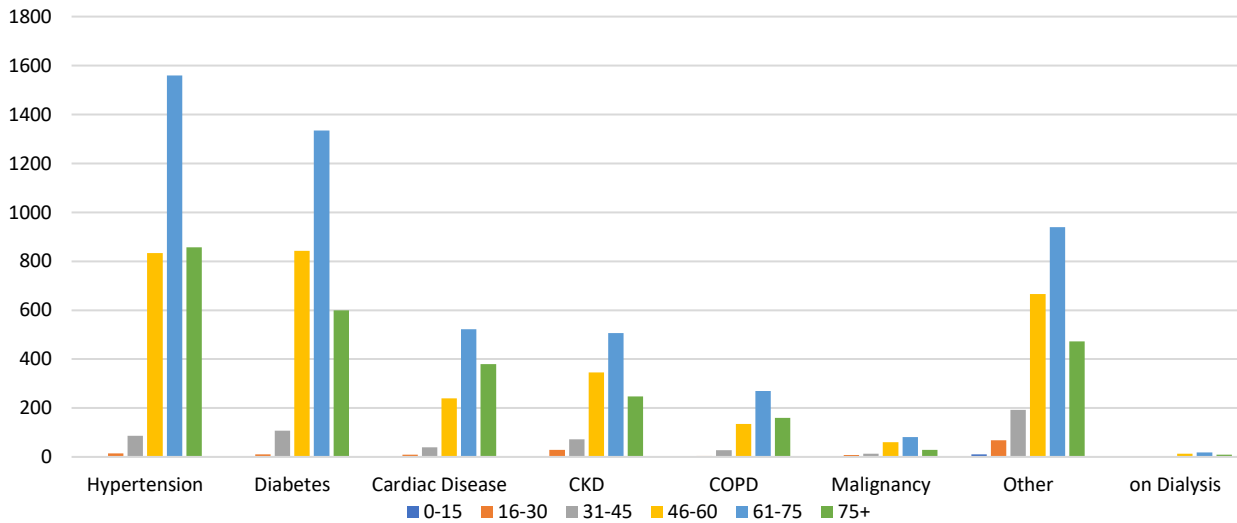
**Comorbidity Status in Deceased Cases (n=8,376)**



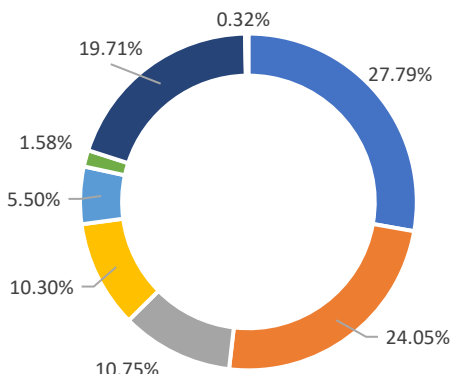
**Fatality Rate in Respective Age Brackets & Gender Group**



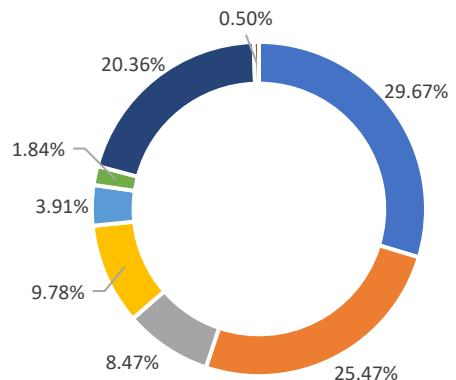
**Age Group Wise Comorbidities Among Deceased**



**Share of Comorbidities in Male**



**Share of Comorbidities in Female**



FATALITY ANALYSIS



# Department of Health & Family Welfare Govt. of West Bengal

## WEST BENGAL COVID-19 HEALTH BULLETIN – 29<sup>th</sup> NOVEMBER 2020

**XI**
**EQUIPMENT SUPPLY**

S. No	Equipment	Ordered by State Govt.	Received Yesterday	Total Received by State Govt.	Order Pending
1	PPEs	29.10 L	3,000	26.18 L	2.92 L
2	N95/FFP2 Masks	36.20 L	20,000	31.69 L	4.51 L
3	Regular Masks	85.20 L	25,000	77.80 L	7.40 L
4	Hand Sanitizers (In Ltrs.)	3.61 L	1,000	3.36 L	0.25 L
5	Gloves	75.00 L	20,000	67.55 L	7.45 L
6	Thermal Guns	20,000	NIL	20,000	NIL

**XII**
**DEDICATED COVID-19 HELPLINE (24 X 7)**

1. Dedicated COVID-19 Helpline : **1800 313 444 222**
2. Direct Telemedicine Line : **033 23576001**
3. Ambulance Service : **033 40902929**
4. COVID Telemedicine App "[Covid Telemedicine WB](#)" on Google Play Store
  - These services include allocation of beds in Govt. hospitals and Safe Homes
  - Telemedicine for citizens at large and those in home isolation
  - Ambulance service includes guidance and provision of Govt. ambulance
5. Tele-Psychological counselling services have started since August 1<sup>st</sup>, 2020.

### General Queries

1	A	Total Queries addressed in last 24 hours	2,676
	B	Total Queries addressed till 28 <sup>th</sup> November	14,49,333

### Telemedicine

2	A	Total consultations given in last 24 hours	2,753
	B	Total consultations given till 28 <sup>th</sup> November	4,90,469

### Ambulance Services

3	A	Ambulances assigned in last 24 hours	414
	B	Total calls received in last 24 hours	417

### Tele-Psychological Counselling

4	A	Counselling given in last 24 hours	2,831
	B	Counselling given till 28 <sup>th</sup> November	1,86,604

### State Government Interventions :

- Weekly death rate is 1.48% .Both death rate and Infection rate are showing a downward trend.
- Additional 1974 Oxygenated beds and 805 ICU/HDU beds will be added within November 2020
- Status of availability of beds for COVID positive patients in government and private hospitals is available at Health & FW Department's website: [www.wbhealth.gov.in](http://www.wbhealth.gov.in)
- Safe Homes : An initiative by the Government of West Bengal for care and treatment of asymptomatic/mild symptomatic COVID patients for whom home isolation is not possible /advisable
- As per State Government advisory Satellite Health Facilities are being developed by private hospitals in close vicinity of their hospitals as separate health facility for treatment of asymptomatic/mild symptomatic COVID patients. This intervention is expected to free beds in the hospitals for serious patients.

All the guidelines and orders relating to Covid-19 are posted on [www.wbhealth.gov.in](http://www.wbhealth.gov.in)

You can follow us on :

Facebook at: <https://www.facebook.com/wbdhfw/>

Twitter at: <https://twitter.com/wbdhfw>