



Department of Health & Family Welfare Govt. of West Bengal

WEST BENGAL COVID-19 HEALTH BULLETIN – 29th AUG 2021

I COVID 19 STATUS

| S. No | Subject | Number |
|-------|--|--------------------|
| 1 | New COVID-19 Cases on 29 th Aug | 650 |
| 2 | Total COVID-19 Cases till 29th Aug | 15,47,548 |
| 3 | Total Discharged | 15,20,055 (+683) |
| 4 | Total Deaths as on 29 th Aug* | 18,423 (+6) |
| 5 | Active COVID-19 Cases as on 29th Aug | 9,070 (-39) |
| 6 | Discharge Rate (3/2) | 98.22% |
| 7 | Fatality Rate (4/2) | 1.19% |

Note: All figures updated till 9AM, 29th Aug

#Daily increase/decrease with respect to previous day is shown as (+/-)

*Complete analysis can be referred from Section X, (Page no. 5)

II TESTING SNAPSHOT

| S. No | Subject | Number |
|-------|--|--------------------|
| 1 | Samples Tested on 29 th Aug | 41,114 |
| 2 | Total Number of Samples Tested till 29th Aug | 1,69,40,427 |
| 3 | Positivity Rate as on 29th Aug | 1.58% |
| 4 | Tests per Million population | 1,88,227 |
| 5 | Total Testing Laboratories* | 139 |
| 6 | RT-PCR/Antigen Test Ratio | 47:53 |

*Detailed breakup of these laboratories is given on Page 3 and Page 4

III TREATMENT INFRASTRUCTURE SNAPSHOT

| S. No | Subject | Number |
|-------|--|--------|
| 1 | Total Number of Hospitals dedicated for treating COVID-19 | 203 |
| 2 | Total Number of Govt. Hospitals dedicated for treating COVID-19 | 196 |
| 3 | Total Number of Pvt. Hospitals requisitioned for treating COVID-19 | 7 |
| 4 | Total Number of earmarked COVID-19 Beds | 23,947 |
| 5 | % Occupancy in COVID Beds | 3.05% |
| 6 | Total ICU/HDU Beds in the COVID Hospitals | 2,861 |
| 7 | Total Number of Safe Homes | 200 |
| 8 | Total Number of Beds in Safe Homes | 11,507 |

IV ACTIVE CASES SNAPSHOT

| S. No | Subject | Number |
|-------|--|--------|
| 1 | Total number of people currently in Home Isolation | 7,841 |
| 2 | Total Number of Patients in Hospitals | 986 |
| 3 | Total Number of Patients in Safe Homes | 243 |

V VACCINATION STATUS

| S. No | Subject | Number |
|-------|---|-------------|
| 1 | Total Number of people vaccinated on 29 th Aug | 5,05,172 |
| 2 | First Dose on 29 th Aug | 3,19,449 |
| 3 | Second Dose on 29 th Aug | 1,85,723 |
| 4 | Cumulative Vaccination till 29 th Aug | 3,91,20,145 |
| 5 | Cumulative Vaccination First Dose | 2,80,68,567 |
| 6 | Cumulative Vaccination Second Dose | 1,10,51,578 |
| 7 | Number of CVC (Common Vaccination Centres) | 2,906 |
| 8 | Cumulative AEFI cases reported | 3,381 |
| 9 | Vaccine wastage | -7% |



Department of Health & Family Welfare Govt. of West Bengal

WEST BENGAL COVID-19 HEALTH BULLETIN – 29th AUG 2021

VI

DISTRICT COVID-19 STATUS#

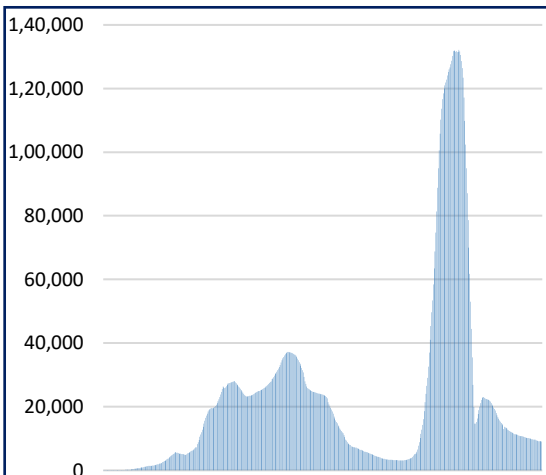
| 1 | 2 | 3 | 4 | 5 | 6 = 3-4-5 | 7 |
|--------------|-------------------|---------------------------------|---------------------------------|----------------------------|----------------------------|--------------------|
| S. No | District | Total Cases | Total Discharged | Total Deaths | Total Active Cases | Last Reported Case |
| 1 | Alipurduar | 15,208 ⁺¹⁰ | 14,950 ⁺¹² | 99 | 159 ⁻² | 28-Aug-21 |
| 2 | Coochbehar | 28,440 ⁺¹⁷ | 27,947 ⁺³¹ | 95 | 398 ⁻¹⁴ | 28-Aug-21 |
| 3 | Darjeeling | 55,074 ⁺⁴⁴ | 53,761 ⁺⁶¹ | 516 | 797 ⁻¹⁷ | 28-Aug-21 |
| 4 | Kalimpong | 6,706 ⁺⁶ | 6,482 ⁺¹⁴ | 51 ⁺¹ | 173 ⁻⁹ | 28-Aug-21 |
| 5 | Jalpaiguri | 40,816 ⁺²⁴ | 39,813 ⁺³⁵ | 552 | 451 ⁻¹¹ | 28-Aug-21 |
| 6 | Uttar Dinajpur | 19,603 ⁺⁴ | 19,292 ⁺⁶ | 235 | 76 ⁻² | 28-Aug-21 |
| 7 | Dakshin Dinajpur | 17,105 ⁺⁹ | 16,830 ⁺⁸ | 168 | 107 ⁺¹ | 28-Aug-21 |
| 8 | Malda | 32,814 ⁺⁸ | 32,552 ⁺⁶ | 185 | 77 ⁺² | 28-Aug-21 |
| 9 | Murshidabad | 33,719 ⁺³ | 33,335 ⁺⁴ | 325 | 59 ⁻¹ | 28-Aug-21 |
| 10 | Nadia | 70,389 ⁺⁴⁸ | 69,081 ⁺⁴² | 742 ⁺¹ | 566 ⁺⁵ | 28-Aug-21 |
| 11 | Birbhum | 40,534 ⁺⁴ | 40,157 ⁺⁷ | 285 | 92 ⁻³ | 28-Aug-21 |
| 12 | Purulia | 19,273 ⁺⁴ | 19,106 ⁺⁴ | 112 | 55 | 28-Aug-21 |
| 13 | Bankura | 35,117 ⁺¹⁹ | 34,551 ⁺²³ | 262 | 304 ⁻⁴ | 28-Aug-21 |
| 14 | Jhargram | 11,678 ⁺¹² | 11,433 ⁺¹⁷ | 27 | 218 ⁻⁵ | 28-Aug-21 |
| 15 | Paschim Medinipur | 51,762 ⁺³¹ | 50,756 ⁺³⁸ | 500 | 506 ⁻⁷ | 28-Aug-21 |
| 16 | Purba Medinipur | 61,603 ⁺⁴¹ | 60,652 ⁺⁴³ | 382 | 569 ⁻² | 28-Aug-21 |
| 17 | Purba Bardhaman | 40,566 ⁺²⁸ | 40,102 ⁺²⁰ | 187 | 277 ⁺⁸ | 28-Aug-21 |
| 18 | Paschim Bardhaman | 56,677 ⁺¹⁵ | 56,120 ⁺¹⁶ | 350 | 207 ⁻¹ | 28-Aug-21 |
| 19 | Howrah | 95,537 ⁺⁴³ | 93,524 ⁺³⁹ | 1,494 | 519 ⁺⁴ | 28-Aug-21 |
| 20 | Hooghly | 82,887 ⁺⁴⁶ | 81,390 ⁺⁴² | 939 ⁺² | 558 ⁺² | 28-Aug-21 |
| 21 | North 24 Parganas | 3,21,667 ⁺⁸⁸ | 3,15,925 ⁺⁸³ | 4,625 ⁺¹ | 1,117 ⁺⁴ | 28-Aug-21 |
| 22 | South 24 Parganas | 97,612 ⁺⁵⁹ | 95,611 ⁺⁵³ | 1,286 | 715 ⁺⁶ | 28-Aug-21 |
| 23 | Kolkata | 3,12,695 ⁺⁸⁷ | 3,06,622 ⁺⁷⁹ | 5,003 ⁺¹ | 1,070 ⁺⁷ | 28-Aug-21 |
| 24 | Other State | 66 | 63 | 3 | 0 | 6-Jun-20 |
| TOTAL | | 15,47,548⁺⁶⁵⁰ | 15,20,055⁺⁶⁸³ | 18,423⁺⁶ | 9,070⁻³⁹ | |

#District Wise data is subject to verification and may change

#Daily increase/decrease with respect to previous day is in superscript as +/- (Eg: +4)

VII

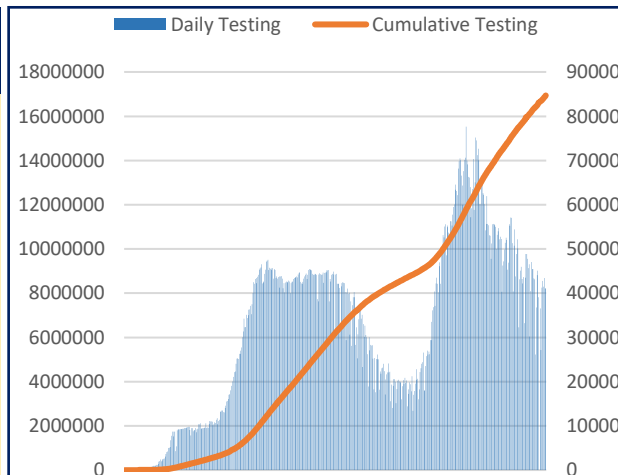
DAILY CUMULATIVE ACTIVE COVID-19 CASES



17th March 2020 to 29th Aug 2021

VIII

SAMPLES TESTED (Daily and Cumulative)



17th March 2020 to 29th Aug 2021



Department of Health & Family Welfare Govt. of West Bengal

WEST BENGAL COVID-19 HEALTH BULLETIN – 29th AUG 2021

IX

DETAILS OF TESTING LABS

| S. No. | Name of Testing Lab | District | Authority | Samples Tested | Testing Method | Functional WEF |
|--------|--|-------------------|--------------|----------------|----------------|-----------------|
| 1 | NICED | Kolkata | Central Govt | 3,20,317 | RT-PCR | Since Beginning |
| 2 | SSKM | Kolkata | State Govt | 4,49,608 | RT-PCR | 17-Mar-20 |
| 3 | Medinipur MCH | Paschim Midnapore | State Govt | 2,36,153 | RT-PCR | 24-Mar-20 |
| 4 | North Bengal MCH | Darjeeling | State Govt | 5,48,315 | RT-PCR | 29-Mar-20 |
| 5 | School of Tropical Medicine | Kolkata | State Govt | 3,19,801 | RT-PCR | 01-Apr-20 |
| 6 | Apollo Hospital | North 24 Pargana | PVT | 88,954 | RT-PCR | 06-Apr-20 |
| 7 | Tata Medical Centre | North 24 Pargana | PVT | 30,106 | RT-PCR | 06-Apr-20 |
| 8 | Malda MCH | Malda | State Govt | 3,90,509 | RT-PCR | 08-Apr-20 |
| 9 | Dr. Lal Pathlab | North 24 Pargana | PVT | 4,74,291 | RT-PCR | 17-Apr-20 |
| 10 | Command Hospital | Kolkata | Central Govt | 51,944 | RT-PCR | 17-Apr-20 |
| 11 | CNCI | Kolkata | Central Govt | 38,430 | RT-PCR | 22-Apr-20 |
| 12 | RG Kar MCH | Kolkata | State Govt | 3,57,119 | RT-PCR | 24-Apr-20 |
| 13 | SURAKSHA | North 24 Pargana | PVT | 2,77,282 | RT-PCR | 24-Apr-20 |
| 14 | Murshidabad MCH | Murshidabad | State Govt | 3,12,926 | RT-PCR | 26-Apr-20 |
| 15 | Peerless | Kolkata | PVT | 1,00,676 | RT-PCR | 30-Apr-20 |
| 16 | Burdwan MCH | Burdwan | State Govt | 3,01,269 | RT-PCR | 06-May-20 |
| 17 | MCH Kolkata | Kolkata | State Govt | 1,56,269 | RT-PCR | 08-May-20 |
| 18 | NRS MCH | Kolkata | State Govt | 1,92,927 | RT-PCR | 12-May-20 |
| 19 | Sanaka Hospitals | Paschim Burdwan | PVT | 1,43,098 | RT-PCR | 12-May-20 |
| 20 | Medica Hospital | Kolkata | PVT | 1,73,637 | RT-PCR | 15-May-20 |
| 21 | Bankura MCH | Bankura | State Govt | 2,86,667 | RT-PCR | 22-May-20 |
| 22 | Suri DH | Birbhum | State Govt | 1,93,967 | RT-PCR | 22-May-20 |
| 23 | Coochbehar GMCH | Cooch Bihar | State Govt | 2,87,524 | RT-PCR | 06-Jun-20 |
| 24 | COMJNM Kalyani | Nadia | State Govt | 2,53,950 | RT-PCR | 10-Jun-20 |
| 25 | Desun Hospital | Kolkata | PVT | 12,693 | RT-PCR | 17-Jun-20 |
| 26 | RN Tagore Hospital | Kolkata | PVT | 69,346 | RT-PCR | 24-Jun-20 |
| 27 | Raigunj MCH | Uttar Dinajpur | State Govt | 1,40,584 | RT-PCR | 26-Jun-20 |
| 28 | Jagannath Gupta Institute of Medical Sciences | South 24 Pargana | PVT | 9,446 | RT-PCR | 06-Jul-20 |
| 29 | ESI-PGIMSIR | Kolkata | PVT | 22,291 | RT-PCR | 16-Jul-20 |
| 30 | Remedy Lifecare, Kolkata | Kolkata | PVT | 21,470 | RT-PCR | 21-Jul-20 |
| 31 | AMRI Dhakuria | Kolkata | PVT | 79,525 | RT-PCR | 19-May-20 |
| 32 | Rampurhat MCH | Birbhum | State Govt | 1,60,928 | RT-PCR | 19-May-20 |
| 33 | CNMCH | Kolkata | State Govt | 1,23,499 | RT-PCR | 20-May-20 |
| 34 | DH GMCH | South 24 Pargana | State Govt | 2,73,825 | RT-PCR | 20-May-20 |
| 35 | COMSDH | North 24 Pargana | State Govt | 97,357 | RT-PCR | 27-May-20 |
| 36 | Purulia Govt. MCH | Purulia | State Govt | 1,71,089 | RT-PCR | 03-Jun-20 |
| 37 | SRL Lab | Kolkata | PVT | 3,24,918 | RT-PCR | 18-Jun-20 |
| 38 | Probe diagnostics | Kolkata | PVT | 76,409 | RT-PCR | 14-Aug-20 |
| 39 | Pulse Diagnostics | Kolkata | PVT | 1,19,508 | RT-PCR | 12-Sep-20 |
| 40 | RB Diagnostic Kolkata | Kolkata | PVT | 1,48,271 | RT-PCR | 20-Sep-20 |
| 41 | Purba Medinipur DH | Purba Midnapur | State Govt | 96,643 | RT-PCR | 24-Sep-20 |
| 42 | B.P. Poddar Hospital & Medical Research Ltd | Kolkata | PVT | 4,967 | RT-PCR | 27-Oct-20 |
| 43 | Swastik Clinic & Seva Sadan Pvt. Ltd., Birbhum | Birbhum | PVT | 1,514 | RT-PCR | 27-Oct-20 |
| 44 | Repromed Diagnostic Ltd | Kolkata | PVT | 36,978 | RT-PCR | 24-Sep-20 |
| 45 | Gouri Devi Institute of Medical Sciences | Purba Burdwan | PVT | 7,261 | RT-PCR | 07-Nov-20 |
| 46 | IQ City Medical College Durgapur | Paschim Burdwan | PVT | 20,353 | RT-PCR | 04-Dec-20 |
| 47 | Imambara DH, Hooghly | Hooghly | State Govt | 94,112 | RT-PCR | 15-Dec-20 |
| 48 | Saroj Gupta Cancer Center & Research Institute | Kolkata | PVT | 7,133 | RT-PCR | 23-Dec-20 |
| 49 | Lasco Medicare Pvt. Ltd. Howrah | Howrah | PVT | 17,995 | RT-PCR | 05-Jan-21 |
| 50 | Icare Institute of Medical Sciences and Research | Purba Midnapur | PVT | 8,920 | RT-PCR | 25-Jan-21 |
| 51 | Sanjiban Hospital, Howrah | Howrah | PVT | 10,825 | RT-PCR | 23-Feb-21 |
| 52 | GCC DNA Diagnostic Lab | South 24 Pargana | PVT | 4,249 | RT-PCR | 22-Apr-21 |
| 53 | Quadra Medical Services | Kolkata | PVT | 1,835 | RT-PCR | 01-May-21 |
| 54 | Hindlabs, Kolkata | North 24 Pargana | PVT | 22,912 | RT-PCR | 15-May-21 |
| 55 | Pathkind Lab, Kolkata | Kolkata | PVT | 14,644 | RT-PCR | 25-May-21 |
| 56 | KPC Medical College | Kolkata | PVT | 1,447 | RT-PCR | 1-Jun-21 |
| 57 | Krishna Medica Lab, Kolkata | Kolkata | PVT | 14,182 | RT-PCR | 2-Jun-21 |
| 58 | Institute of Neurosciences, Kolkata | Kolkata | PVT | 1,276 | RT-PCR | 4-Jun-21 |
| 59 | Life Cell International, Kolkata | North 24 Pargana | PVT | 13,179 | RT-PCR | 4-Jun-21 |
| 60 | The Apollo Clinic - Pvt.Ltd. | Kolkata | PVT | 4,056 | RT-PCR | 8-Jun-21 |
| 61 | Genu Path Labs | North 24 Pargana | PVT | 1,401 | RT-PCR | 27-Jun-21 |
| 62 | Dr. ABG's Pathoscan Center | Purba Burdwan | PVT | 1,747 | RT-PCR | 30-Jun-21 |
| 63 | Aloka Medicare Pvt Ltd | Kolkata | PVT | 1,743 | RT-PCR | 8-July-21 |
| 64 | Burnpur Hospital (SAIL-IISCO) | Paschim Burdwan | PVT | 1,863 | RT-PCR | 8-July-21 |
| 65 | Nirnayan Healthcare Pvt Ltd | North 24 Pargana | PVT | 4,887 | RT-PCR | 18-July-21 |
| 66 | Welkin Medicare Pvt Ltd | Kolkata | PVT | 860 | RT-PCR | 30-July-21 |
| 67 | Organ Diagnostic Centre | Kolkata | PVT | 1,369 | RT-PCR | 31-July-21 |
| 68 | Specialist Clinic & Diagnostic | North 24 Pargana | PVT | 1,597 | RT-PCR | 03-Aug-21 |
| 69 | Medionn Diagnostic Ltd | Howrah | PVT | 1,497 | RT-PCR | 5-Aug-21 |
| 70 | Molecular Lab of Paramount Hospital | Darjeeling | PVT | 133 | RT-PCR | 12-Aug-21 |
| 71 | Lakhotia Diagnostic Services | Howrah | PVT | 148 | RT-PCR | 20-Aug-21 |

Note: Average tests per CBNAAT and TRUENAT machines are 32 per day and 16 per day respectively



Department of Health & Family Welfare Govt. of West Bengal

WEST BENGAL COVID-19 HEALTH BULLETIN – 29th AUG 2021

IX

DETAILS OF TESTING LABS

| S. No. | Name of Testing Lab | District | Authority | Samples Tested | Testing Method | Functional WEF |
|--------------|--|-------------------|--------------|--------------------|----------------|----------------|
| 72 | One Diagnostics | Kolkata | PVT | 105 | RT-PCR | 20-Aug-21 |
| 73 | District Hospital SSB | Jalpaiguri | State Govt | 926 | RT-PCR | 26-Aug-21 |
| 74 | Diverse Genomics Pvt Ltd | Kolkata | PVT | 3 | RT-PCR | 28-Aug-21 |
| 75 | B M Birla Hospital | Kolkata | PVT | 1,053 | RT-LAMP | 7-Jun-21 |
| 76 | Agrasen Healthcare Centre | Jalpaiguri | PVT | 2,095 | RT-LAMP | 22-July-21 |
| 77 | AMRI Salt Lake | North 24 Pargana | PVT | 25,662 | CBNAAT | 01-May-20 |
| 78 | CMRI | Kolkata | PVT | 25,190 | CBNAAT | 13-May-20 |
| 79 | Asansol DH | Paschim Burdwan | State Govt | 42,824 | TRUENAT | 19-May-20 |
| 80 | Jhargram DH | Jhargram | State Govt | 2,754 | TRUENAT | 19-May-20 |
| 81 | Falakata SSH | Alipurduar | State Govt | 3,872 | TRUENAT | 20-May-20 |
| 82 | Balurghat DH | Dakshin Dinajpur | State Govt | 3,627 | TRUENAT | 22-May-20 |
| 83 | Serampore DH | Hooghly | State Govt | 1,214 | TRUENAT | 25-May-20 |
| 84 | Uluberia SSH | Howrah | State Govt | 1,986 | TRUENAT | 27-May-20 |
| 85 | Jangipur SDH | Murshidabad | State Govt | 1,685 | TRUENAT | 27-May-20 |
| 86 | Egra SDH | Purba Midnapur | State Govt | 823 | TRUENAT | 27-May-20 |
| 87 | MR Bangur Hospital | South 24 Pargana | State Govt | 417 | TRUENAT | 28-May-20 |
| 88 | Chanchal SDH | Malda | State Govt | 559 | TRUENAT | 28-May-20 |
| 89 | Biswa Bangla Krirangan COVID Hospital | Jalpaiguri | State Govt | 1,77,010 | TRUENAT | 31-May-20 |
| 90 | Parkview Super Speciality Hospital | North 24 Pargana | PVT | 19 | TRUENAT | 26-Aug-21 |
| 91 | Woodlands | Kolkata | PVT | 15,313 | CBNAAT | 11-Jun-20 |
| 92 | Alipurduar DH | Alipurduar | State Govt | 1,585 | TRUENAT | 16-Jun-20 |
| 93 | Basirhat DH | North 24 Pargana | State Govt | 512 | TRUENAT | 19-Jun-20 |
| 94 | Anandaloke Sonoscan, Siliguri | Darjeeling | PVT | 20,441 | TRUENAT | 27-Jun-20 |
| 95 | Gangarampur SDH | Dakshin Dinajpur | State Govt | 1,313 | CBNAAT | 16-Jul-20 |
| 96 | Contai SDH | Purba Midnapur | State Govt | 1,902 | TRUENAT | 20-Jul-20 |
| 97 | ILS hospital | Kolkata | PVT | 4,431 | TRUENAT | 25-Jul-20 |
| 98 | Uttar Latabari DH | Alipurduar | State Govt | 323 | TRUENAT | 04-Aug-20 |
| 99 | Nandigram SSH/DH | Purba Midnapur | State Govt | 826 | TRUENAT | 04-Aug-20 |
| 100 | Panskura Hospital | Purba Midnapur | State Govt | 436 | TRUENAT | 06-Aug-20 |
| 101 | Chittaranjan Seva Sadan Hospital | Kolkata | State Govt | 1,763 | TRUENAT | 10-Aug-20 |
| 102 | Dr. PK Saha Hospital, Coochbihar | Cooch Bihar | PVT | 7,847 | TRUENAT | 11-Aug-20 |
| 103 | Salt Lake SDH | North 24 Pargana | State Govt | 853 | TRUENAT | 13-Aug-20 |
| 104 | Charnock Hospital | Kolkata | PVT | 10,278 | TRUENAT | 14-Aug-20 |
| 105 | Gabberia SGH | Howrah | State Govt | 763 | TRUENAT | 15-Aug-20 |
| 106 | Spandan Disgnostic Center | Paschim Midnapore | PVT | 11,820 | TRUENAT | 16-Aug-20 |
| 107 | Kakdwip SSH | South 24 Pargana | State Govt | 277 | TRUENAT | 17-Aug-20 |
| 108 | Mal SSH | Jalpaiguri | State Govt | 198 | TRUENAT | 18-Aug-20 |
| 109 | Howrah DH | Howrah | State Govt | 185 | TRUENAT | 21-Aug-20 |
| 110 | Spandan Hospital, Kolkata | North 24 Pargana | PVT | 4,835 | TRUENAT | 01-Sep-20 |
| 111 | Sagardighi SSH | Murshidabad | State Govt | 618 | TRUENAT | 02-Sep-20 |
| 112 | Domkal SSH | Murshidabad | State Govt | 164 | TRUENAT | 06-Sep-20 |
| 113 | Udaynarayanpur SGH Howrah | Howrah | State Govt | 53 | TRUENAT | 07-Sep-20 |
| 114 | GD Hospital & Diabetes Institute, Howrah | Kolkata | PVT | 2,967 | CBNAAT | 08-Sep-20 |
| 115 | Nightingale Diagnostic & Medicare Centre | Kolkata | PVT | 14,415 | TRUENAT | 12-Sep-20 |
| 116 | Bhagirathi Neotia Woman * Child Care Centre | North 24 Pargana | PVT | 1,280 | CBNAAT | 16-Sep-20 |
| 117 | Krishnanagar DTC | Nadia | State Govt | 172 | TRUENAT | 29-Sep-20 |
| 118 | Mission Hospital, Durgapur | Paschim Burdwan | PVT | 22,855 | TRUENAT | 29-Sep-20 |
| 119 | Medinova, Kolkata | Kolkata | PVT | 6,136 | TRUENAT | 01-Oct-20 |
| 120 | MSS Bansal Medical, Kolkata | Kolkata | PVT | 16,438 | TRUENAT | 02-Oct-20 |
| 121 | TLJ, SGH, Howrah | Howrah | PVT | 407 | TRUENAT | 02-Oct-20 |
| 122 | Narayan Memorial Hospital, Kolkata | Kolkata | PVT | 1,154 | TRUENAT | 02-Oct-20 |
| 123 | Kalimpong DH | Kalimpong | State Govt | 494 | TRUENAT | 06-Oct-20 |
| 124 | Mirik BPHC, Darjeeling | Darjeeling | State Govt | 136 | TRUENAT | 09-Oct-20 |
| 125 | Barjore SSH, Bankura | Bankura | State Govt | 411 | TRUENAT | 11-Oct-20 |
| 126 | Darjeeling DH | Darjeeling | State Govt | 514 | TRUENAT | 11-Oct-20 |
| 127 | Metropolis Kolkata | Kolkata | PVT | 97,190 | TRUENAT | 14-Oct-20 |
| 128 | Laboratory Services, Healthworld Hospitals, Durgapur | Paschim Burdwan | PVT | 8,819 | TRUENAT | 04-Dec-20 |
| 129 | Neotia Getwel Healthcare Centre, Siliguri | Darjeeling | PVT | 3,309 | CBNAAT | 09-Jan-21 |
| 130 | Arogya Niketan Nursing Home | Darjeeling | PVT | 4,948 | TRUENAT | 16-Jan-21 |
| 131 | Ruby General Hospital | Kolkata | PVT | 3,628 | CBNAAT | 20-Jan-21 |
| 132 | Cliniperfect Polyclinic and Diagnostics | North 24 Pargana | PVT | 1,706 | TRUENAT | 23-Feb-21 |
| 133 | 10 Air Force Hospital, Hasimara | Alipurduar | Central Govt | 1,035 | TRUENAT | 23-Apr-21 |
| 134 | 4 Air Force Hospital, Midnapore | Paschim Midnapore | Central Govt | 1,625 | TRUENAT | 23-Apr-21 |
| 135 | 164 Military Hospital, Binnaguri | Jalpaiguri | Central Govt | 2,001 | TRUENAT | 23-Apr-21 |
| 136 | Central Hospital, SE Railway, Kolkata | Kolkata | Central Govt | 1,347 | CBNAAT | 23-Apr-21 |
| 137 | Zenith super speciality hospital | Kolkata | PVT | 3,983 | TRUENAT | 23-Apr-21 |
| 138 | Alipurduar Railway Hospital | Alipurduar | Central Govt | 2,700 | TRUENAT | 23-Apr-21 |
| 139 | Sonoscan Healthcare Pvt Ltd | Malda | PVT | 263 | TRUENAT | 27-July-21 |
| 140 | Antigen Test done within the State | | State Govt | 75,29,388 | - | - |
| 141 | Samples Tested in Labs Outside the State | | PVT | 5,93,922 | RT-PCR | - |
| TOTAL | | | | 1,69,40,427 | - | - |

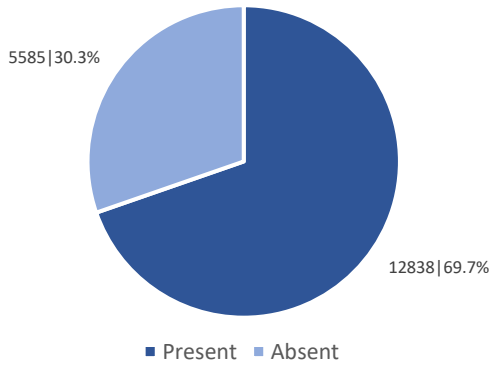
Note: Average tests per CBNAAT and TRUENAT machines are 32 per day and 16 per day respectively



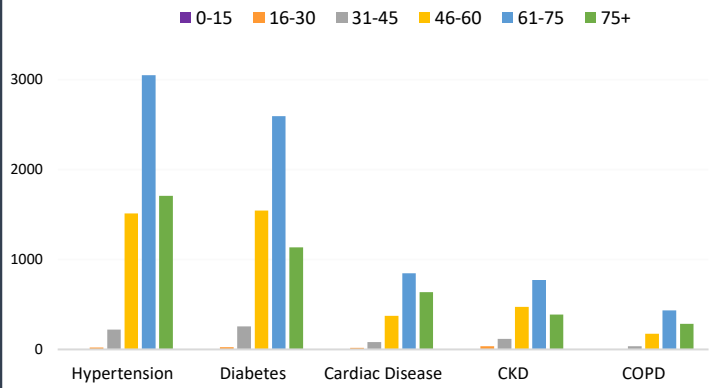
WEST BENGAL COVID-19 HEALTH BULLETIN – 29th AUG 2021

X

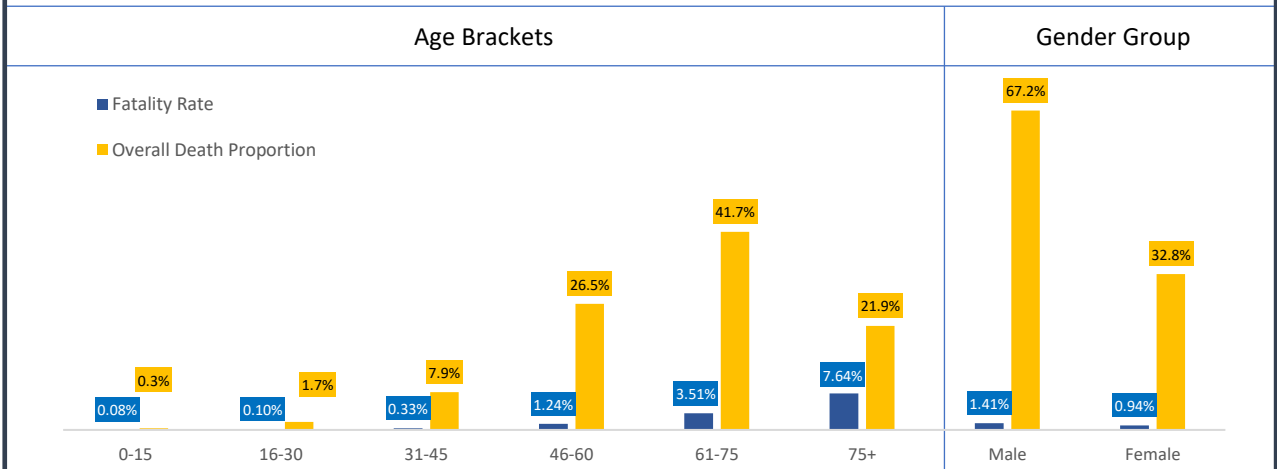
Comorbidity Status in Deceased Cases (n=18,423)



Age Group Wise Comorbidities Among Deceased

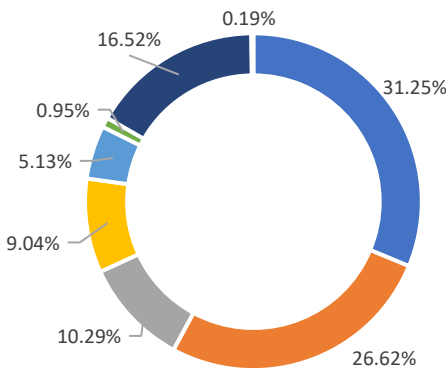


Fatality Rate & Death Proportion in Respective Age Brackets & Gender Groups

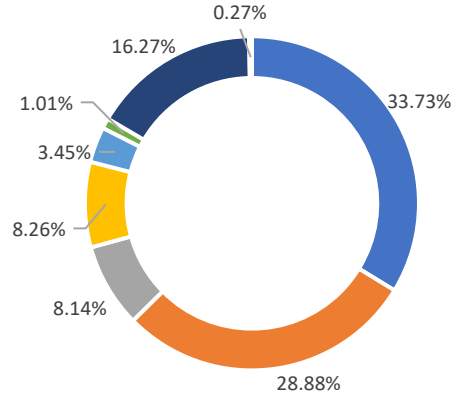


*The blue data label shows the fatality rate in respective age/gender group i.e. no. of deaths as a proportion of total infections in respective age/gender group
**The orange data label shows the proportion of total deaths in respective age/gender group

Share of Comorbidities in Male



Share of Comorbidities in Female



■ Hypertension ■ Diabetes ■ Cardiac Disease ■ CKD ■ COPD ■ Malignancy ■ Other ■ on Dialysis

FATALITY ANALYSIS



Department of Health & Family Welfare Govt. of West Bengal

WEST BENGAL COVID-19 HEALTH BULLETIN – 29th AUG 2021

XI

EQUIPMENT AND CONSUMABLE SUPPLY

| S. No | Consumable | Ordered by State Govt. | Received Yesterday | Total Received by State Govt. | Order Pending |
|-------|---------------------------|------------------------|--------------------|-------------------------------|---------------|
| 1 | PPEs | 42.10 L | 2,000 | 31.81 L | 10.29 L |
| 2 | N95/FFP2 Masks | 68.20 L | 10,000 | 63.79 L | 4.41 L |
| 3 | Regular Masks | 133.84 L | 20,000 | 133.90 L | 4.94 L |
| 4 | Hand Sanitizers (In Ltrs) | 6.21 L | 1,000 | 6.09 L | 0.12 L |
| 5 | Gloves | 125.00 L | 20,000 | 124.60 L | 0.40 L |
| 6 | Thermal Guns | 20,000 | NIL | 20,000 | NIL |

| S. No | Equipment | Number |
|-------|--|--------|
| 1 | Total Number of HFNO | 470 |
| 2 | Total Number of Oxygen Concentrators | 5,644 |
| 3 | Total Number of functional MGPS | 114 |
| 4 | Total Number of functional LMO Tanks | 10 |
| 5 | Total Number of functional PSA plants | 11 |
| 6 | Total Number of Ventilators in COVID Hospitals | 1,298 |

XII

DEDICATED COVID-19 HELPLINE (24 X 7)

- Dedicated COVID-19 Helpline : **1800 313 444 222**
- Direct Telemedicine Line : **033 23576001**
- Ambulance Service : **033 40902929**
- COVID Telemedicine App "[Covid Telemedicine WB](#)" on Google Play Store
 - These services include allocation of beds in Govt. hospitals and Safe Homes
 - Telemedicine for citizens at large and those in home isolation
 - Ambulance service includes guidance and provision of Govt. ambulance
- Tele-Psychological counselling services have started since August 1st, 2020.

| General Queries | | | |
|--------------------------------|---|---|-----------|
| 1 | A | Total Queries addressed in last 24 hours | 2,455 |
| | B | Total Queries addressed till 28 th Aug | 21,34,217 |
| Telemedicine | | | |
| 2 | A | Total consultations given in last 24 hours | 1,279 |
| | B | Total consultations given till 28 th Aug | 8,63,396 |
| Ambulance Services | | | |
| 3 | A | Ambulances assigned in last 24 hours | 197 |
| | B | Total calls received in last 24 hours | 197 |
| Tele-Psychological Counselling | | | |
| 4 | A | Counselling given in last 24 hours | 509 |
| | B | Counselling given till 28 th Aug | 4,21,156 |

State Government Interventions :

- Status of availability of beds for Covid positive patients in government and private hospitals along with information on other related services are available at <https://iCMS.wb.gov.in>
- Safe Homes : An initiative by the Government of West Bengal for care and treatment of asymptomatic/mild symptomatic COVID patients for whom home isolation is not possible /advisable
- As per State Government advisory Satellite Health Facilities are being developed by private hospitals in close vicinity of their hospitals as separate health facility for treatment of asymptomatic/mild symptomatic COVID patients. This intervention is expected to free beds in the hospitals for serious patients.

All the guidelines and orders relating to Covid-19 are posted on www.wbhealth.gov.in

You can follow us on :

Facebook at: <https://www.facebook.com/wbdhfw/>

Twitter at: <https://twitter.com/wbdhfw>