



Department of Health & Family Welfare Govt. of West Bengal

WEST BENGAL COVID-19 HEALTH BULLETIN – 28th SEPTEMBER 2020

Active COVID-19 Cases as on 28th September: 25,899

COVID 19 STATUS

S. No	Subject	Number
1	Total COVID-19 Cases till 27 th September	2,47,425
2	New COVID-19 Cases on 28 th September	3,155
3	Total COVID-19 Cases till 28th September (1+2)	2,50,580
4	Total Discharged	2,19,844 (+2,923)
5	Total Deaths as on 28 th September*	4,837 (+56)
6	Active COVID-19 Cases as on 28th September	25,899 (+176)
7	Discharge Rate (4/3)	87.73%

Note: All figures updated till 9AM, 28th September

#Daily increase/decrease with respect to previous day is shown as (+/-)

*Complete analysis can be referred from **Section X**, (Page no. 5)

TESTING SNAPSHOT

S. No	Subject	Number
1	Samples Tested till 27 th September	30,98,657
2	Samples Tested on 28 th September	41,281
3	Total Number of Samples Tested till 28th September (1+2)	31,39,938
4	Tests per Million population	34,888
5	% of Positive Cases out of Samples Tested	7.98%
6	Total Testing Laboratories*	80
7	Testing Laboratories added this week	2
8	Testing Laboratories pending approval	1

*Detailed breakup of these laboratories is given on **Page 4**

INFRASTRUCTURE DETAILS

S. No	Subject	Number
1	Total Number of Hospitals dedicated for treating COVID-19	92
2	Total Number of Govt. Hospitals dedicated for treating COVID-19	37
3	Total Number of Pvt. Hospitals requisitioned for treating COVID-19	55
4	Total Number of earmarked COVID-19 Beds	12,675
5	% Occupancy in COVID Beds	35.94%
6	Total ICU Beds in the COVID Hospitals	1,243
7	Total Number of Ventilators in the COVID Hospitals	790

IV

QUARANTINE DETAILS

Institutional Quarantine		
1	Total Govt. Quarantine Centres	582
2	Total number of people in Govt. Quarantine Centres	2,447
3	Total number of people released from Govt. Quarantine Centres	1,07,712
Home Quarantine		
1	Total Home Quarantined People	6,90,807
2	Total number of people currently in Home Quarantine	78,870
3	Total number of people released from Home Quarantine	6,11,937
Safe Homes		
1	Total Number of Safe Homes	200
2	Total Number of Beds in Safe Homes	11,507
3	Total Number of Patients in Safe Homes currently	1,305



Department of Health & Family Welfare Govt. of West Bengal

WEST BENGAL COVID-19 HEALTH BULLETIN – 28th SEPTEMBER 2020

V

DISTRICT SNAPSHOT#

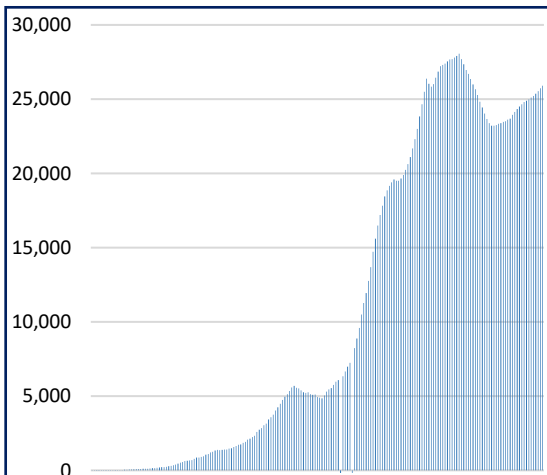
1	2	3	4	5	6 = 3-4-5	7
S. No	District	Total Cases	Total Discharged	Total Deaths	Total Active Cases	Last Reported Case
1	Alipurduar	4,511 ⁺⁸²	3,929 ⁺⁸⁶	49 ⁺²	533 ⁻⁶	27- Sept
2	Coochbehar	5,599 ⁺⁹⁴	4,868 ⁺⁸⁶	36 ⁺¹	695 ⁺⁷	27- Sept
3	Darjeeling	7,706 ⁺⁷⁹	6,939 ⁺¹¹⁵	106 ⁺¹	661 ⁻³⁷	27- Sept
4	Kalimpong	936 ⁺²²	773 ⁺¹⁵	7	156 ⁺⁷	27- Sept
5	Jalpaiguri	5,881 ⁺⁵⁷	5,288 ⁺⁷³	57 ⁺¹	536 ⁻¹⁷	27- Sept
6	Uttar Dinajpur	3,538 ⁺⁶²	3,065 ⁺⁴⁶	36 ⁺¹	437 ⁺¹⁵	27- Sept
7	Dakshin Dinajpur	5,308 ⁺⁵⁵	4,820 ⁺³⁰	33	455 ⁺²⁵	27- Sept
8	Malda	6,653 ⁺⁵⁶	6,187 ⁺⁸²	56	410 ⁻²⁶	27- Sept
9	Murshidabad	5,704 ⁺⁵⁸	5,032 ⁺⁸³	63 ⁺²	609 ⁻²⁷	27- Sept
10	Nadia	7,086 ⁺¹²⁷	6,171 ⁺¹⁰⁵	82 ⁺¹	833 ⁺²¹	27- Sept
11	Birbhum	3,758 ⁺⁶²	3,192 ⁺⁴⁰	30	536 ⁺²²	27- Sept
12	Purulia	3,352 ⁺⁶⁴	2,708 ⁺⁸⁶	17	627 ⁻²²	27- Sept
13	Bankura	5,347 ⁺⁹⁶	4,629 ⁺¹³²	52 ⁺¹	666 ⁻³⁷	27- Sept
14	Jhargram	745 ⁺²⁶	542 ⁺²²	7 ⁺¹	196 ⁺³	27- Sept
15	Paschim Medinipur	9,530 ⁺¹²³	8,238 ⁺¹⁵⁴	129 ⁺⁶	1,163 ⁻³⁷	27- Sept
16	Purba Medinipur	10,488 ⁺¹²⁴	9,262 ⁺¹²⁵	126	1,100 ⁻¹	27- Sept
17	Purba Bardhaman	4,812 ⁺⁶¹	4,140 ⁺⁹⁷	52 ⁺¹	620 ⁻³⁷	27- Sept
18	Paschim Bardhaman	6,987 ⁺⁹⁶	6,014 ⁺¹³⁶	58	915 ⁻⁴⁰	27- Sept
19	Howrah	17,935 ⁺¹⁸⁵	16,005 ⁺¹⁹⁹	552 ⁺⁹	1,378 ⁻²³	27- Sept
20	Hooghly	12,495 ⁺¹¹⁶	11,025 ⁺¹⁴¹	216 ⁺⁴	1,254 ⁻²⁹	27- Sept
21	North 24 Parganas	50,204 ⁺⁶⁵⁸	43,895 ⁺³⁸⁵	1,077 ⁺⁸	5,232 ⁺²⁶⁵	27- Sept
22	South 24 Parganas	16,890 ⁺²³⁴	14,769 ⁺²¹³	309 ⁺²	1,812 ⁺¹⁹	27- Sept
23	Kolkata	55,049 ⁺⁶¹⁸	48,290 ⁺⁴⁷²	1,684 ⁺¹⁵	5,075 ⁺¹³¹	27- Sept
24	Other State	66	63	3	0	6-June
TOTAL		2,50,580^{+3,155}	2,19,844^{+2,923}	4,837⁺⁵⁶	25,899⁺¹⁷⁶	

#District Wise data is subject to verification and may change

#Daily increase/decrease with respect to previous day is in superscript as +/- (Eg: +4)

VI

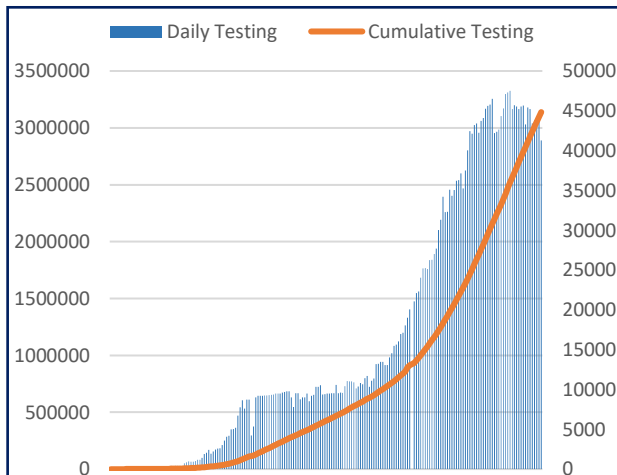
DAILY CUMULATIVE ACTIVE COVID-19 CASES



17th March to 28th Sep

VII

SAMPLES TESTED (Daily and Cumulative)



17th March to 28th Sep



Department of Health & Family Welfare Govt. of West Bengal

WEST BENGAL COVID-19 HEALTH BULLETIN – 28th SEPTEMBER 2020

VIII

UNIT WISE EQUIPMENT SUPPLY (CUMULATIVE)

S. No.	Unit Name	PPE	N95/FFP2	Regular Masks		Gloves	Sanitizer (In ltr.)
				Reusable Mask	Disposable Mask		
1	Alipurduar	15,300	20,250	13,400	86,400	58,700	4,042.0
2	Bankura	30,750	30,700	25,800	1,15,550	75,200	5,948.0
3	Birbhum	28,950	21,300	32,400	69,550	12,700	5,321.0
4	Bishnupur HD	10,850	23,400	52,100	96,250	84,700	5,111.0
5	Coochbehar	26,600	20,950	26,700	31,100	5,700	3,904.0
6	Dakshin Dinajpur	14,900	15,650	21,500	90,100	62,200	4,621.0
7	Darjeeling	30,750	33,650	22,900	24,200	8,700	4,098.0
8	Diamond Harbour HD	35,750	25,300	28,000	87,550	62,500	3,234.0
9	Hooghly	43,370	33,750	45,000	1,16,700	89,100	8,041.0
10	Howrah	83,450	51,000	61,280	1,42,050	1,70,200	5,931.0
11	Jalpaiguri	28,300	27,100	45,300	87,000	17,700	5,013.0
12	Jhargram	10,250	10,100	24,890	48,050	40,700	3,593.0
13	Kalimpong	14,650	16,900	19,000	56,550	10,200	3,370.5
14	Malda	22,100	19,700	26,000	69,100	78,700	6,551.0
15	Murshidabad	24,333	36,880	47,200	1,05,100	79,200	10,080.0
16	Nadia	48,070	25,240	36,800	1,08,550	1,00,700	4,731.0
17	North 24 Parganas	61,800	43,740	31,440	1,25,000	55,700	6,433.5
18	Basirhat HD	36,820	32,730	32,280	1,19,550	1,32,500	4,297.0
19	Paschim Bardhaman	29,650	26,600	17,580	72,000	84,900	1,707.0
20	Paschim Medinipur	28,950	33,300	39,590	1,19,050	1,13,700	6,535.0
21	Purba Bardhaman	42,150	35,700	26,800	1,00,550	1,00,200	7,443.0
22	Purba Medinipur	38,550	25,200	32,220	26,550	44,600	1,731.0
23	Nandigram HD	12,250	23,400	30,140	95,550	63,700	6,329.0
24	Purulia	36,950	23,600	51,700	1,11,550	92,700	6,521.0
25	Rampurhat HD	19,150	21,300	29,300	44,550	52,500	4,337.0
26	South 24 Parganas	36,950	24,100	32,900	70,750	53,900	2,141.0
27	Uttar Dinajpur	32,750	32,550	41,600	83,050	77,700	4,903.0
28	Bankura S MC&H	13,000	32,150	10,200	1,35,500	1,35,400	2,460.0
29	Coochbehar MC&H	12,300	10,900	14,600	45,000	52,000	2,492.0
30	NB MC&H	30,350	65,000	20,000	1,66,700	1,64,000	5,890.0
31	Diamond Harbour MC&H	12,300	15,200	10,100	1,12,500	1,13,500	2,698.0
32	Malda MC&H	15,300	47,100	13,100	1,50,500	1,56,500	4,268.0
33	Murshidabad MC&H	25,630	45,950	14,600	90,500	1,27,000	1,940.0
34	Bardhaman MC&H	19,900	28,600	17,500	1,29,000	1,41,500	2,798.0
35	Medinipur MC&H	33,800	45,200	28,100	1,87,500	1,30,000	7,898.0
36	Purulia MC&H	11,300	16,700	51,600	81,500	92,000	4,098.0
37	Rampurhat MC&H	17,400	17,400	17,600	29,000	47,500	7,948.0
38	Raiganj MC&H	12,600	11,400	13,100	38,500	51,000	1,790.0
39	JNM MC&H	17,400	20,000	24,000	45,000	38,000	2,172.0
40	Sagar Dutta MC&H	40,020	56,330	17,600	1,14,550	1,37,000	5,778.0
41	ID & BG Hospital	39,050	46,800	20,600	75,100	59,500	2,671.0
42	RG Kar MCH	34,850	54,000	15,800	2,24,550	2,37,700	5,607.0
43	NRS MCH	48,250	59,500	30,300	1,41,550	1,31,200	3,640.0
44	IPGMER & SSKMH	81,900	82,590	58,600	3,34,550	3,25,500	10,267.0
45	Medical College, Kolkata	1,07,450	1,01,000	20,800	2,06,050	2,87,500	6,412.0
46	CNMCH	45,350	45,800	23,150	1,27,500	69,000	3,472.0
47	Other Govt Dept/Institutions	3,40,126	3,00,815	1,94,588	8,08,026	7,61,952	42,638.3
48	Stock in hand-In Transit	5,72,643	4,71,515	8,25,601	2,182	96,458	31,885.9
TOTAL		23,75,262	23,08,040	23,35,359	55,47,208	51,83,210	2,94,790.2

**In addition to State supply, local procurement is also done.*



Department of Health & Family Welfare Govt. of West Bengal

WEST BENGAL COVID-19 HEALTH BULLETIN – 28th SEPTEMBER 2020

IX

DETAILS OF TESTING LABS

	Name of Testing Lab	Samples Tested	Method of Testing	Functional WEF
1	NICED	1,24,717	RT-PCR	Since Beginning
2	SSKM	1,41,475	RT-PCR	17-Mar
3	Medinipur MCH	1,12,391	RT-PCR	24-Mar
4	North Bengal MCH	1,54,907	RT-PCR	29-Mar
5	School of Tropical Medicine	98,644	RT-PCR	01-Apr
6	Apollo Hospital	18,296	RT-PCR	06-Apr
7	Tata Medical Centre	11,933	RT-PCR	06-Apr
8	Malda MCH	1,01,889	RT-PCR	08-Apr
9	Dr. Lal Pathlab	1,08,740	RT-PCR	17-Apr
10	Command Hospital	14,359	RT-PCR	17-Apr
11	CNCI	10,475	RT-PCR	22-Apr
12	RG Kar MCH	1,14,170	RT-PCR	24-Apr
13	SURAKSHA	67,870	RT-PCR	24-Apr
14	Murshidabad MCH	82,087	RT-PCR	26-Apr
15	Peerless	23,447	RT-PCR	30-Apr
16	Burdwan MCH	85,326	RT-PCR	06-May
17	MCH Kolkata	47,722	RT-PCR	08-May
18	NRS MCH	50,325	RT-PCR	12-May
19	Sanaka Hospitals	60,471	RT-PCR	12-May
20	Medica Hospital	58,514	RT-PCR	15-May
21	Bankura MCH	69,120	RT-PCR	22-May
22	Suri DH	50,281	RT-PCR	22-May
23	Coochbehar GMCH	40,467	RT-PCR	06-Jun
24	COMJNM Kalyani	60,261	RT-PCR	10-Jun
25	Desun Hospital	2,212	RT-PCR	17-Jun
26	RN Tagore Hospital	9,389	RT-PCR	24-Jun
27	Raigunj MCH	34,430	RT-PCR	26-Jun
28	Jagannath Gupta Institute of Medical Sciences	1,611	RT-PCR	06-Jul
29	ESI-Postgraduate Institute of Medical Science and Research	3,167	RT-PCR	16-Jul
30	Remedy Lifecare, Kolkata	3,069	RT-PCR	21-Jul
31	AMRI Dhakuria	15,567	RT-PCR	19-May
32	Rampurhat MCH	29,316	RT-PCR	19-May
33	CNMCH	21,398	RT-PCR	20-May
34	DH GMCH	30,473	RT-PCR	20-May
35	COMSDH	18,339	RT-PCR	27-May
36	Purulia Govt. MCH	30,938	RT-PCR	03-Jun
37	SRL Lab	14,259	RT-PCR	18-Jun
38	Probe diagnostics	1,577	RT-PCR	14-Aug
39	Pulse Diagnostics	1,528	RT-PCR	12-Sept
40	RB Diagnostic Kolkata	409	RT-PCR	20-Sept
41	Purba Medinipur DH	99	RT-PCR	24-Sept
42	Repromed Diagnostic Ltd	52	RT-PCR	24-Sept
43	AMRI Salt Lake	6,069	CBNAAT	01-May
44	CMRI	5,061	CBNAAT	13-May
45	Asansol DH	1,409	TRUENAT	19-May
46	Jhargram DH	1,571	TRUENAT	19-May
47	Falakata SSH	2,389	TRUENAT	20-May
48	Balurghat DH	1,784	TRUENAT	22-May
49	Serampore DH	1,061	TRUENAT	25-May
50	Uluberia SSH	1,247	TRUENAT	27-May
51	Jangipur SDH	1,011	TRUENAT	27-May
52	Egra SDH	331	TRUENAT	27-May
53	MR Bangur Hospital	370	TRUENAT	28-May
54	Chanchal SDH	365	TRUENAT	28-May
55	Biswa Bangla Krirangan COVID Hospital	40,340	TRUENAT	31-May
56	Woodlands	2,372	CBNAAT	11-Jun
57	Alipurduar DH	1,532	TRUENAT	16-Jun
58	Basirhat DH	250	TRUENAT	19-Jun
59	Anandaloke Sonoscan, Siliguri	1,140	TRUENAT	27-Jun
60	Gangarampur SDH	662	CBNAAT	16-Jul
61	Contai SDH	286	TRUENAT	20-Jul
62	ILS hospital	818	TRUENAT	25-Jul
63	Uttar Latabari DH	76	TRUENAT	04-Aug
64	Nandigram SSH/DH	323	TRUENAT	04-Aug
65	Panskura Hospital	144	TRUENAT	06-Aug
66	Chittaranjan Seva Sadan Hospital	215	TRUENAT	10-Aug
67	Dr. PK Saha Hospital, Coochbihar	921	TRUENAT	11-Aug
68	Salt Lake SDH	242	TRUENAT	13-Aug
69	Charnock Hospital	638	TRUENAT	14-Aug
70	Gabberia SGH	43	TRUENAT	15-Aug
71	Spandan Diagnostic Center	1,581	TRUENAT	16-Aug
72	Kakdwip SSH	52	TRUENAT	17-Aug
73	Mal SSH	46	TRUENAT	18-Aug
74	Howrah DH	74	TRUENAT	21-Aug
75	Sagardighi SSH	1	TRUENAT	2-Sept
76	Domkal SSH	41	TRUENAT	6-Sept
77	Udaynarayanpur SGH Howrah	13	TRUENAT	7-Sept
78	GD Hospital & Diabetes Institute, Howrah	139	CBNAAT	8-Sept
79	Nightingale Diagnostic & Medicare Centre	176	TRUENAT	12-Sept
80	Bhagirathi Neotia Woman * Child Care Centre	11	CBNAAT	16-Sept
81	Antigen Test done within the State	10,82,706	-	-
82	Samples Tested in Labs Outside the State	56,708	RT-PCR	-
	TOTAL	31,39,938		

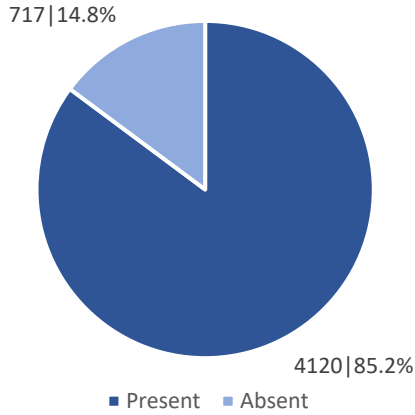
Note: Average tests per CBNAAT and TRUENAT machines are 32 per day and 16 per day respectively



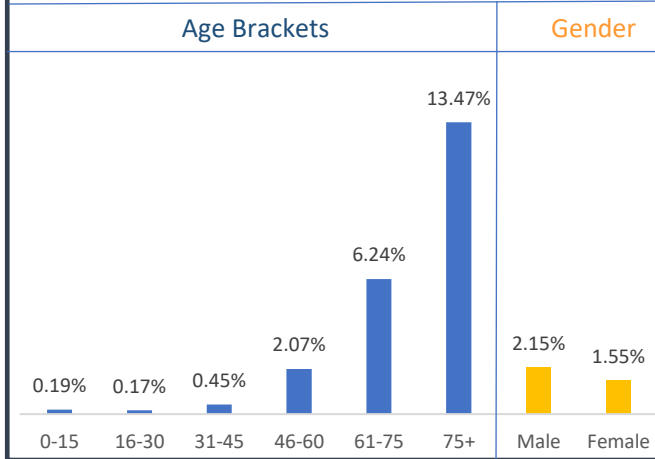
WEST BENGAL COVID-19 HEALTH BULLETIN – 28th SEPTEMBER 2020

X

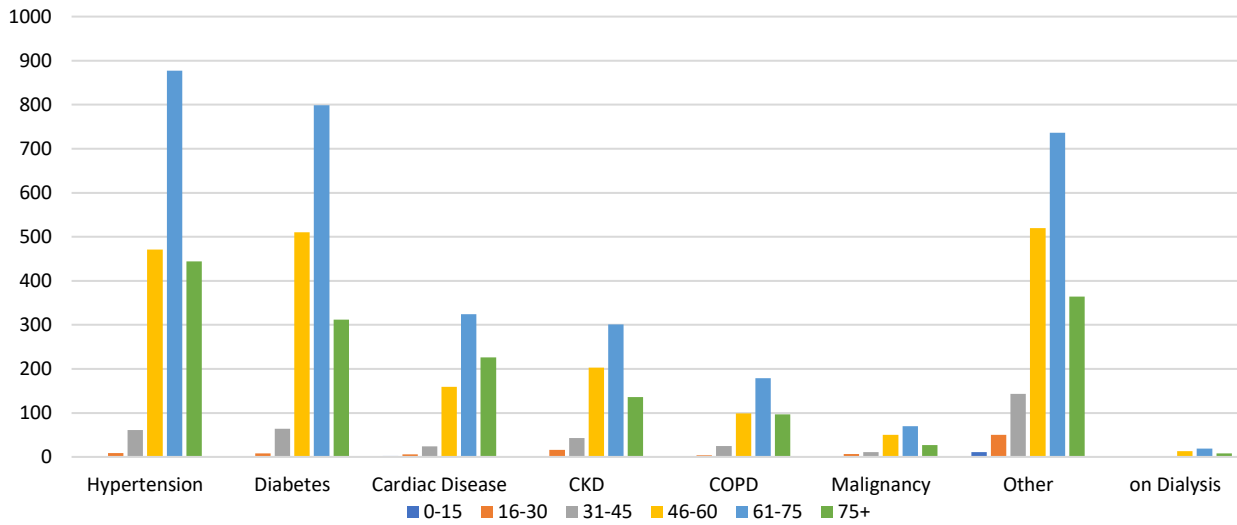
Comorbidity Status in Deceased Cases (n=4,837)



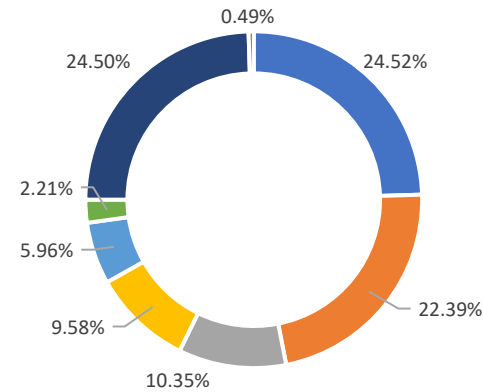
Fatality Rate in Respective Age Brackets & Gender Group



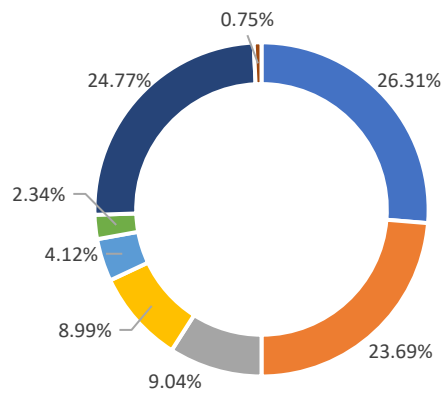
Age Group Wise Comorbidities Among Deceased



Share of Comorbidities in Male



Share of Comorbidities in Female



■ Hypertension ■ Diabetes ■ Cardiac Disease ■ CKD ■ COPD ■ Malignancy ■ Other ■ on Dialysis

FATALITY ANALYSIS



Department of Health & Family Welfare Govt. of West Bengal

WEST BENGAL COVID-19 HEALTH BULLETIN – 28th SEPTEMBER 2020

XI
EQUIPMENT SUPPLY

S. No	Equipment	Ordered by State Govt.	Received Yesterday	Total Received by State Govt.	Order Pending
1	PPEs	29.10 L	5,000	23.04 L	6.06 L
2	N95/FFP2 Masks	36.20 L	10,000	22.12 L	14.08 L
3	Regular Masks	69.50 L	20,000	58.55 L	10.95 L
4	Hand Sanitizers (In Ltrs.)	3.01 L	1,000	2,77,000	24,000
5	Gloves	64.50 L	25,000	48.70 L	15.80 L
6	Thermal Guns	20,000	NIL	20,000	NIL

XII
DEDICATED COVID-19 HELPLINE (24 X 7)

1. Dedicated COVID-19 Helpline : **1800 313 444 222**
2. Direct Telemedicine Line : **033 23576001**
3. Ambulance Service : **033 40902929**
4. COVID Telemedicine App "[Covid Telemedicine WB](#)" on Google Play Store
 - These services include allocation of beds in Govt. hospitals and Safe Homes
 - Telemedicine for citizens at large and those in home isolation
 - Ambulance service includes guidance and provision of Govt. ambulance
5. Tele-Psychological counselling services have started since August 1st, 2020.

General Queries			
1	A	Total Queries addressed in last 24 hours	3,659
	B	Total Queries addressed till 27 th September	12,46,776
Telemedicine			
2	A	Total consultations given in last 24 hours	4,261
	B	Total consultations given till 27 th September	2,62,775
Ambulance Services			
3	A	Ambulances assigned in last 24 hours	501
	B	Total calls received in last 24 hours	516
Tele-Psychological Counselling			
4	A	Counselling given in last 24 hours	1,129
	B	Counselling given till 27 th September	77,965

State Government Interventions :

- Status of availability of beds for COVID positive patients in government and private hospitals is available at Health & FW Department's website: www.wbhealth.gov.in
- Safe Homes : An initiative by the Government of West Bengal for care and treatment of asymptomatic/mild symptomatic COVID patients for whom home isolation is not possible /advisable
- As per State Government advisory Satellite Health Facilities are being developed by private hospitals in close vicinity of their hospitals as separate health facility for treatment of asymptomatic/mild symptomatic COVID patients. This intervention is expected to free beds in the hospitals for serious patients.

All the guidelines and orders relating to Covid-19 are posted on www.wbhealth.gov.in

You can follow us on :

Facebook at: <https://www.facebook.com/wbdhfw/>

Twitter at: <https://twitter.com/wbdhfw>