



Department of Health & Family Welfare Govt. of West Bengal

WEST BENGAL COVID-19 HEALTH BULLETIN - 28th JULY 2020

Active COVID-19 Cases as on 28th July: 19,493

COVID 19 STATUS

S. No	Subject	Number
1	Total COVID-19 Cases till 27 th July	60,830
2	New COVID-19 Cases on 28 th July	2,134
3	Total COVID-19 Cases till 28th July (1+2)	62,964
4	Total Discharged	42,022 (+2,105)
5	Total Deaths as on 28 th July*	1,449 (+38)
6	Active COVID-19 Cases as on 28th July	19,493 (-9)
7	Discharge Rate (4/3)	66.74%

Note: All figures updated till 9AM, 28th July

#Daily increase/decrease with respect to previous day is shown as (+/-)

*Complete analysis can be referred from **Section X**, (Page no. 5)

TESTING SNAPSHOT

S. No	Subject	Number
1	Samples Tested till 27 th July	8,22,190
2	Samples Tested on 28 th July	17,021
3	Total Number of Samples Tested till 28th July (1+2)	8,39,211
4	Tests per Million population	9,325
5	% of Positive Cases out of Samples Tested	7.50%
6	Total Testing Laboratories*	57
7	Testing Laboratories added this week	2
8	Testing Laboratories pending approval	1

*Detailed breakup of these laboratories is given on **Page 4**

INFRASTRUCTURE DETAILS

S. No	Subject	Number
1	Total Number of Hospitals dedicated for treating COVID-19	83
2	Total Number of Govt. Hospitals dedicated for treating COVID-19	28
3	Total Number of Pvt. Hospitals requisitioned for treating COVID-19	55
4	Total Number of earmarked COVID-19 Beds	11,299
5	% Occupancy in COVID Beds	41.83%
6	Total ICU Beds in the COVID Hospitals	948
7	Total Number of Ventilators in the COVID Hospitals	395

IV

QUARANTINE DETAILS

Institutional Quarantine		
1	Total Govt. Quarantine Centres	582
2	Total number of people in Govt. Quarantine Centres	3,510
3	Total number of people released from Govt. Quarantine Centres	1,04,612
Home Quarantine		
1	Total Home Quarantined People	4,01,831
2	Total number of people currently in Home Quarantine	33,628
3	Total number of people released from Home Quarantine Centres	3,68,203
Safe Homes		
1	Total Number of Safe Homes	106
2	Total Number of Beds in Safe Homes	6,908
3	Total Number of Patients in Safe Homes currently	1,474



Department of Health & Family Welfare Govt. of West Bengal

WEST BENGAL COVID-19 HEALTH BULLETIN - 28th JULY 2020

V

DISTRICT SNAPSHOT#

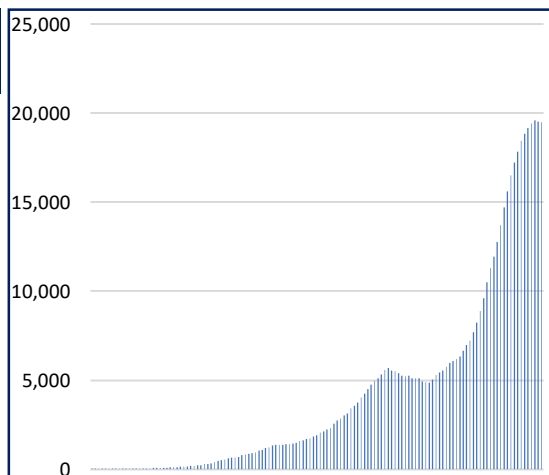
1	2	3	4	5	6 = 3-4-5	7
S. No	District	Total Cases	Total Discharged	Total Deaths	Total Active Cases	Last Reported Case
1	Alipurduar	280 ⁺¹¹	222 ⁺⁶	1	57 ⁺⁵	27-July
2	Coochbehar	589 ⁺¹⁵	440 ⁺⁸	1	148 ⁺⁷	27-July
3	Darjeeling	1,939 ⁺⁶²	1,346 ⁺⁸⁷	21 ⁺²	572 ⁻²⁷	27-July
4	Kalimpong	82	65 ⁺²	1	16 ⁻²	25-July
5	Jalpaiguri	1,220 ⁺³²	840 ⁺⁷⁸	10	370 ⁻⁴⁶	27-July
6	Uttar Dinajpur	1,051 ⁺¹¹⁰	655 ⁺⁶⁴	6	390 ⁺⁴⁶	27-July
7	Dakshin Dinajpur	1,036 ⁺⁵	790 ⁺¹³	6 ⁺¹	240 ⁻⁹	27-July
8	Malda	2,129 ⁺¹⁹	1,802 ⁺⁵⁶	10	317 ⁻³⁷	27-July
9	Murshidabad	714 ⁺³⁰	511 ⁺¹²	7	196 ⁺¹⁸	27-July
10	Nadia	895 ⁺²¹	615 ⁺⁴⁵	9	271 ⁻²⁴	27-July
11	Birbhum	488 ⁺¹⁰	362 ⁺⁴	6	120 ⁺⁶	27-July
12	Purulia	195 ⁺³	126 ⁺⁴	0	69 ⁻¹	27-July
13	Bankura	606 ⁺⁴⁸	388 ⁺⁸	0	218 ⁺⁴⁰	27-July
14	Jhargram	28	28	0	0	15-July
15	Paschim Medinipur	1,047 ⁺¹³	766 ⁺²¹	14	267 ⁻⁸	27-July
16	Purba Medinipur	1,376 ⁺¹⁴	929 ⁺⁶⁸	12	435 ⁻⁵⁴	27-July
17	Purba Bardhaman	706 ⁺²⁷	451 ⁺³⁹	4	251 ⁻¹²	27-July
18	Paschim Bardhaman	729 ⁺²³	428 ⁺⁷⁷	8	293 ⁻⁵⁴	27-July
19	Howrah	7,072 ⁺¹⁴⁵	4,992 ⁺²²⁴	184 ⁺⁴	1,896 ⁻⁸³	27-July
20	Hooghly	3,084 ⁺¹²⁸	2,122 ⁺⁹³	57 ⁺¹	905 ⁺³⁴	27-July
21	North 24 Parganas	13,363 ⁺⁴⁶²	8,348 ⁺⁴¹³	306 ⁺¹⁸	4,709 ⁺³¹	27-July
22	South 24 Parganas	4,738 ⁺¹⁷⁸	3,241 ⁺¹⁸²	77 ⁺²	1,420 ⁻⁶	27-July
23	Kolkata	19,531 ⁺⁷⁷⁸	12,492 ⁺⁶⁰¹	706 ⁺¹⁰	6,333 ⁺¹⁶⁷	27-July
24	Other State	66	63	3	0	6-Jun
TOTAL		62,964^{+2,134}	42,022^{+2,105}	1,449⁺³⁸	19,493⁻⁹	

#District Wise data is subject to verification and may change

#Daily increase/decrease with respect to previous day is in superscript as +/- (Eg: ⁺⁴)

VI

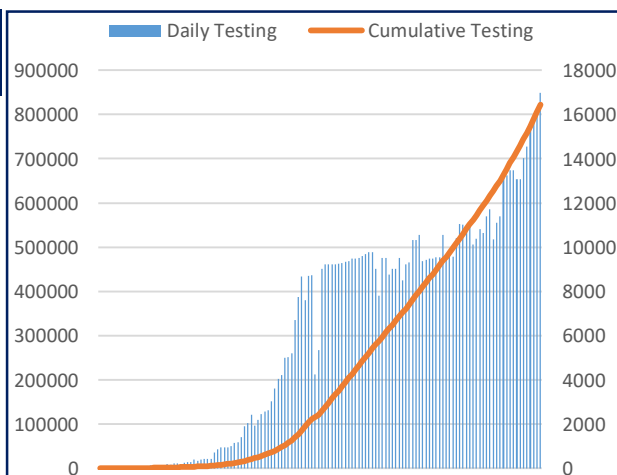
DAILY CUMULATIVE ACTIVE COVID-19 CASES



17th March to 28th July

VII

SAMPLES TESTED (Daily and Cumulative)



17th March to 28th July



Department of Health & Family Welfare Govt. of West Bengal

WEST BENGAL COVID-19 HEALTH BULLETIN - 28th JULY 2020

VIII

UNIT WISE EQUIPMENT SUPPLY (CUMULATIVE)

S. No.	Unit Name	PPE	N95/FFP2	Regular Masks		Gloves	Sanitizer (In ltr.)
				Reusable Mask	Disposable Mask		
1	Alipurduar	11,800	13,650	13,400	68,400	44,700	3,142.0
2	Bankura	20,250	19,700	20,800	72,050	44,200	4,548.0
3	Birbhum	21,450	13,200	22,400	42,550	4,200	4,071.0
4	Bishnupur HD	8,350	15,900	38,100	70,750	62,500	4,261.0
5	Coochbehar	22,100	13,850	22,700	23,100	4,700	2,304.0
6	Dakshin Dinajpur	11,900	11,050	21,500	66,100	45,700	3,671.0
7	Darjeeling	23,250	19,650	22,900	24,200	6,700	4,098.0
8	Diamond Harbour HD	23,250	13,100	23,500	58,550	33,500	2,534.0
9	Hooghly	23,870	16,750	33,000	57,200	50,600	5,241.0
10	Howrah	56,950	35,500	40,780	87,050	1,08,200	4,531.0
11	Jalpaiguri	19,800	17,600	39,400	60,000	8,700	3,563.0
12	Jhargram	7,550	6,800	21,890	36,550	23,200	2,793.0
13	Kalimpong	11,650	12,300	19,000	39,550	8,200	2,870.5
14	Malda	16,100	14,700	26,000	55,100	57,700	5,401.0
15	Murshidabad	15,833	21,980	36,700	67,100	20,700	8,180.0
16	Nadia	34,570	16,740	33,800	77,050	72,200	3,931.0
17	North 24 Parganas	33,800	25,540	30,440	73,500	35,700	5,733.5
18	Basirhat HD	22,820	20,730	29,280	82,050	93,500	2,897.0
19	Paschim Bardhaman	20,150	15,900	17,580	42,000	55,400	1,257.0
20	Paschim Medinipur	15,650	22,300	32,590	68,050	68,200	4,235.0
21	Purba Bardhaman	27,650	20,600	23,800	68,050	67,700	5,043.0
22	Purba Medinipur	24,050	14,500	28,220	15,050	10,600	1,731.0
23	Nandigram HD	9,750	14,700	26,140	75,050	51,200	5,429.0
24	Purulia	26,950	16,000	41,200	75,550	57,700	5,771.0
25	Rampurhat HD	14,650	11,900	22,800	31,550	30,500	3,187.0
26	South 24 Parganas	19,750	14,800	22,900	44,050	24,200	1,641.0
27	Uttar Dinajpur	27,250	20,350	37,600	61,550	32,700	3,703.0
28	Bankura S MC&H	9,500	20,150	10,200	87,000	92,500	1,060.0
29	Coochbehar MC&H	9,800	7,900	13,600	31,000	43,000	1,992.0
30	NB MC&H	20,350	32,600	19,000	1,02,200	95,000	3,890.0
31	Diamond Harbour MC&H	8,800	10,000	9,600	74,000	82,500	1,698.0
32	Malda MC&H	11,300	28,300	12,100	1,08,000	1,08,500	2,918.0
33	Murshidabad MC&H	18,630	24,450	13,600	52,500	70,500	1,490.0
34	Bardhaman MC&H	14,400	17,600	17,500	83,000	85,500	2,298.0
35	Medinipur MC&H	20,700	23,300	24,100	1,11,500	74,500	4,798.0
36	Purulia MC&H	8,800	11,700	51,600	67,000	56,500	1,898.0
37	Rampurhat MC&H	14,400	12,900	16,600	26,500	29,500	6,398.0
38	Raiganj MC&H	7,600	7,400	10,100	25,000	26,500	1,190.0
39	JNM MC&H	11,500	12,500	17,000	35,000	15,500	1,272.0
40	Sagar Dutta MC&H	18,620	18,330	17,600	66,050	81,500	3,378.0
41	ID & BG Hospital	33,050	32,800	18,600	69,100	44,500	2,671.0
42	RG Kar MCH	25,850	34,000	15,800	1,57,050	1,62,700	4,207.0
43	NRS MCH	30,250	27,500	27,300	68,050	47,500	3,140.0
44	IPGMER & SSKMH	59,400	49,590	46,100	2,40,550	2,34,500	6,567.0
45	Medical College, Kolkata	66,450	56,000	18,800	1,31,050	1,82,500	3,912.0
46	CNMCH	34,350	27,800	21,150	1,01,500	26,500	2,972.0
47	Other Govt Dept/Institutions	2,26,826	2,05,090	1,62,508	4,37,426	4,80,502	30,753.3
48	Stock in hand-In Transit	6,87,543	1,71,340	4,09,081	10,51,982	4,14,908	33,520.9
TOTAL		19,09,262	12,91,040	17,00,359	46,67,208	35,78,210	2,27,790.2

*In addition to State supply, local procurement is also done.



Department of Health & Family Welfare Govt. of West Bengal

WEST BENGAL COVID-19 HEALTH BULLETIN - 28th JULY 2020

IX

DETAILS OF TESTING LABS

S. No.	Name of Testing Lab	Samples Tested	Method of Testing	Functional WEF
1	NICED	68,490	RT-PCR	Since Beginning
2	SSKM	72,290	RT-PCR	17-Mar
3	Medinipur MCH	62,817	RT-PCR	24-Mar
4	North Bengal MCH	81,384	RT-PCR	29-Mar
5	School of Tropical Medicine	39,695	RT-PCR	1-Apr
6	Apollo Hospital	8,547	RT-PCR	6-Apr
7	Tata Medical Centre	7,461	RT-PCR	6-Apr
8	Malda MCH	45,570	RT-PCR	8-Apr
9	Dr. Lal Pathlab	70,390	RT-PCR	17-Apr
10	Command Hospital	6,507	RT-PCR	17-Apr
11	CNCI	6,084	RT-PCR	22-Apr
12	RG Kar MCH	58,275	RT-PCR	24-Apr
13	SURAKSHA	34,752	RT-PCR	24-Apr
14	Murshidabad MCH	39,497	RT-PCR	26-Apr
15	Peerless	9,505	RT-PCR	30-Apr
16	Burdwan MCH	32,170	RT-PCR	6-May
17	MCH Kolkata	11,584	RT-PCR	8-May
18	NRS MCH	19,852	RT-PCR	12-May
19	Sanaka Hospitals	33,339	RT-PCR	12-May
20	Medica Hospital	23,973	RT-PCR	15-May
21	Bankura MCH	22,954	RT-PCR	22-May
22	Suri DH	17,034	RT-PCR	22-May
23	Coochbehar GMCH	720	RT-PCR	6-Jun
24	COMJNM Kalyani	14,932	RT-PCR	10-Jun
25	Desun Hospital	797	RT-PCR	17-Jun
26	RN Tagore Hospital	2,398	RT-PCR	24-Jun
27	Raigunj MCH	6,345	RT-PCR	26-Jun
28	Jagannath Gupta Institute of Medical Sciences	371	RT-PCR	6-Jul
29	ESI-Postgraduate Institute of Medical Science and Research	937	RT-PCR	16-Jul
30	Remedy Lifecare, Kolkata	202	RT-PCR	21-Jul
31	AMRI Salt Lake	2,899	CBNAAT	1-May
32	CMRI	2,119	CBNAAT	13-May
33	AMRI Dhakuria	5,135	TRUENAT	19-May
34	Asansol DH	1,059	TRUENAT	19-May
35	Jhargram DH	540	TRUENAT	19-May
36	Rampurhat MCH	1,694	TRUENAT	19-May
37	CNMCH	1,418	TRUENAT	20-May
38	Falakata SSH	2,054	TRUENAT	20-May
39	DH GMCH	657	TRUENAT	20-May
40	Balurghat DH	1,314	TRUENAT	22-May
41	Serampore DH	880	TRUENAT	25-May
42	Uluberia SSH	640	TRUENAT	27-May
43	Jangipur SDH	508	TRUENAT	27-May
44	Egra SDH	309	TRUENAT	27-May
45	COMSDH	395	CBNAAT	27-May
46	MR Bangur Hospital	218	TRUENAT	28-May
47	Chanchal SDH	242	TRUENAT	28-May
48	Biswa Bangla Krirangan COVID Hospital	1,127	TRUENAT	31-May
49	Purulia Govt. MCH	892	TRUENAT	3-Jun
50	Woodlands	543	CBNAAT	11-Jun
51	Alipurduar DH	990	TRUENAT	16-Jun
52	SRL Lab	497	CBNAAT	18-Jun
53	Basirhat DH	167	TRUENAT	19-Jun
54	Anandaloke Sonoscan, Siliguri	275	TRUENAT	27-Jun
55	Gangarampur SDH	201	CBNAAT	16-Jul
56	Contai SDH	135	TRUENAT	20-Jul
57	ILS Hospital	32	TRUENAT	25-Jul
58	Antigen Testing Done Within the State	1,183	-	-
59	Samples Tested in Labs Outside the State	12,216	RT-PCR	-
	TOTAL	8,39,211		

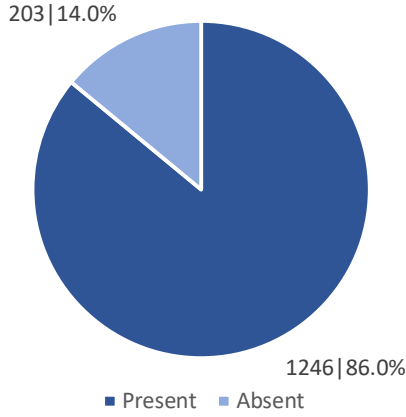
Note: Average tests per CBNAAT and TRUENAT machines are 32 per day and 16 per day respectively



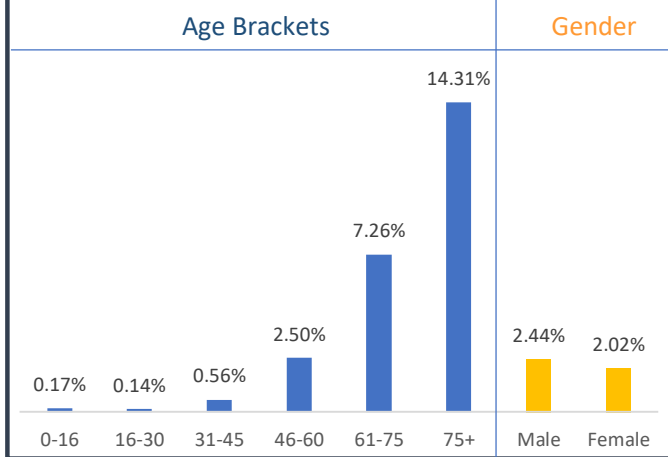
WEST BENGAL COVID-19 HEALTH BULLETIN - 28th JULY 2020

X

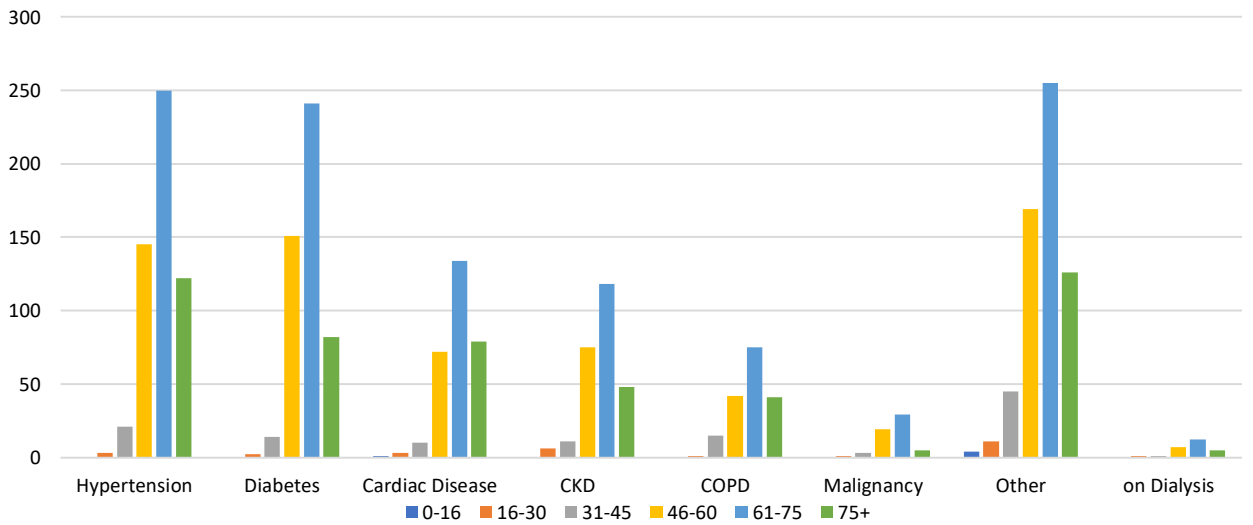
Comorbidity Status in Deceased Cases (n=1,449)



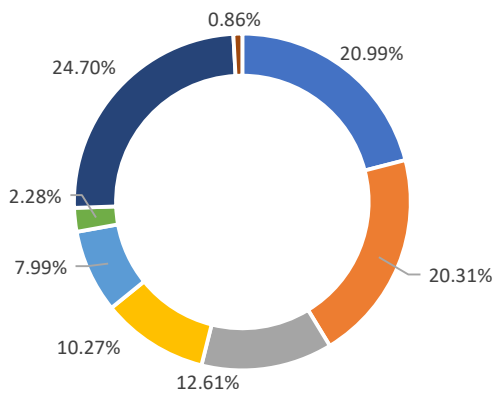
Fatality Rate in Respective Age Brackets & Gender Group



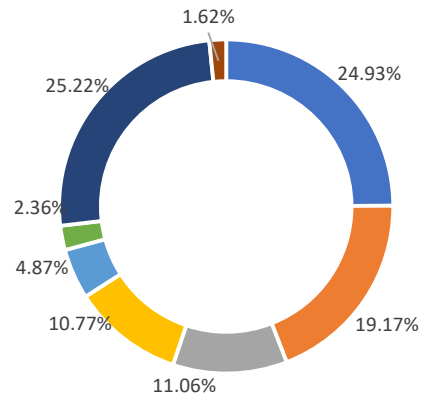
Age Group Wise Comorbidities Among Deceased



Share of Comorbidities in Male



Share of Comorbidities in Female



■ Hypertension ■ Diabetes ■ Cardiac Disease ■ CKD ■ COPD ■ Malignancy ■ Other ■ on Dialysis

FATALITY ANALYSIS



Department of Health & Family Welfare Govt. of West Bengal

WEST BENGAL COVID-19 HEALTH BULLETIN - 28th JULY 2020

XI EQUIPMENT SUPPLY	S. No	Equipment	Ordered by State Govt.	Received Yesterday	Total Received by State Govt.	Order Pending
	1	PPEs	23.60 L	10,000	18.38 L	5.22 L
	2	N95/FFP2 Masks	37.50 L	10,000	11.95 L	25.55 L
	3	Regular Masks	49.50 L	20,000	43.40 L	6.10 L
	4	Hand Sanitizers (In Ltrs.)	2.51 L	1,000	2,10,000	41,000
	5	Gloves	39.50 L	20,000	32.65 L	6.85 L
	6	Thermal Guns	20,000	NIL	20,000	NIL

XIII STATE GOVT. INTERVENTIONS	
<ul style="list-style-type: none">• Treatment is free for all patients in all Government Hospitals• Govt has requisitioned private hospitals as COVID hospitals• Govt reimburses these hospitals at already notified rates• Status of availability of beds for COVID positive patients in government and private hospitals is available at Health & FW Department's website: www.wbhealth.gov.in• Safe Homes : An initiative by the Government of West Bengal for care and treatment of asymptomatic/mild symptomatic COVID patients for whom home isolation is not possible /advisable• As per State Government advisory Satellite Health Facilities are being developed by private hospitals in close vicinity of their hospitals as separate health facility for treatment of asymptomatic/mild symptomatic COVID patients. This intervention is expected to free beds in the hospitals for serious patients.	

In the background of the COVID-19 outbreak, the general public is advised to adhere to health advisories issued by the State Government. All the guidelines and orders relating to Covid-19 are posted on www.wbhealth.gov.in

For COVID related queries call

24/7 Helpline: 1800 313 444 222 (Toll free);

033 2341 2600

Control Room: 1083 / 1085

You can follow us on :

Facebook at: <https://www.facebook.com/wbdhfw/>

Twitter at: <https://twitter.com/wbdhfw>