



Department of Health & Family Welfare Govt. of West Bengal

WEST BENGAL COVID-19 HEALTH BULLETIN - 28th AUGUST 2020

Active COVID-19 Cases as on 28th August: 26,349

COVID 19 STATUS

S. No	Subject	Number
1	Total COVID-19 Cases till 27 th August	1,50,772
2	New COVID-19 Cases on 28 th August	2,982
3	Total COVID-19 Cases till 28th August (1+2)	1,53,754
4	Total Discharged	1,24,332 (+3,286)
5	Total Deaths as on 28 th August*	3,073 (+56)
6	Active COVID-19 Cases as on 28th August	26,349 (-360)
7	Discharge Rate (4/3)	80.86%

Note: All figures updated till 9AM, 28th August

#Daily increase/decrease with respect to previous day is shown as (+/-)

*Complete analysis can be referred from **Section X**, (Page no. 5)

TESTING SNAPSHOT

S. No	Subject	Number
1	Samples Tested till 27 th August	17,16,607
2	Samples Tested on 28 th August	42,121
3	Total Number of Samples Tested till 28th August (1+2)	17,58,728
4	Tests per Million population	19,541
5	% of Positive Cases out of Samples Tested	8.74%
6	Total Testing Laboratories*	70
7	Testing Laboratories added this week	1
8	Testing Laboratories pending approval	1

*Detailed breakup of these laboratories is given on **Page 4**

INFRASTRUCTURE DETAILS

S. No	Subject	Number
1	Total Number of Hospitals dedicated for treating COVID-19	87
2	Total Number of Govt. Hospitals dedicated for treating COVID-19	32
3	Total Number of Pvt. Hospitals requisitioned for treating COVID-19	55
4	Total Number of earmarked COVID-19 Beds	12,045
5	% Occupancy in COVID Beds	33.55%
6	Total ICU Beds in the COVID Hospitals	1,243
7	Total Number of Ventilators in the COVID Hospitals	790

IV

QUARANTINE DETAILS

Institutional Quarantine		
1	Total Govt. Quarantine Centres	582
2	Total number of people in Govt. Quarantine Centres	2,533
3	Total number of people released from Govt. Quarantine Centres	1,07,206
Home Quarantine		
1	Total Home Quarantined People	5,08,231
2	Total number of people currently in Home Quarantine	52,937
3	Total number of people released from Home Quarantine	4,55,294
Safe Homes		
1	Total Number of Safe Homes	200
2	Total Number of Beds in Safe Homes	11,507
3	Total Number of Patients in Safe Homes currently	1,760



Department of Health & Family Welfare Govt. of West Bengal

WEST BENGAL COVID-19 HEALTH BULLETIN - 28th AUGUST 2020

V

DISTRICT SNAPSHOT#

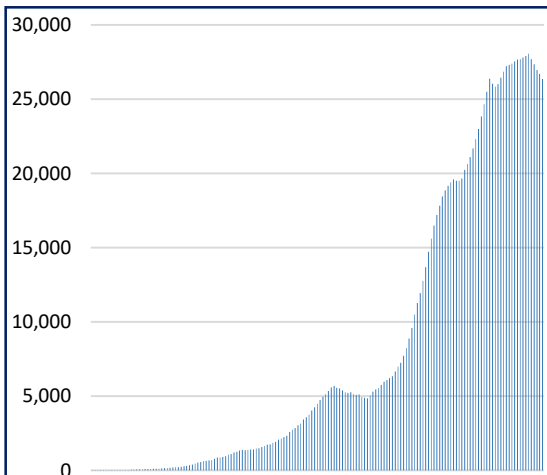
1	2	3	4	5	6 = 3-4-5	7
S. No	District	Total Cases	Total Discharged	Total Deaths	Total Active Cases	Last Reported Case
1	Alipurduar	1,710 ⁺⁷⁷	1,174 ⁺⁶⁰	10	526 ⁺¹⁷	27-August
2	Coochbehar	2,555 ⁺¹¹⁶	1,957 ⁺⁴²	6	592 ⁺⁷⁴	27-August
3	Darjeeling	4,766 ⁺⁷³	3,905 ⁺¹¹⁰	72 ⁺³	789 ⁻⁴⁰	27-August
4	Kalimpong	451 ⁺⁷	372 ⁺²⁰	3	76 ⁻¹³	27-August
5	Jalpaiguri	3,333 ⁺¹⁶⁰	2,558 ⁺⁹⁶	33 ⁺²	742 ⁺⁶²	27-August
6	Uttar Dinajpur	2,176 ⁺³⁷	1,842 ⁺⁴⁴	20	314 ⁻⁷	27-August
7	Dakshin Dinajpur	3,667 ⁺⁵⁸	2,979 ⁺¹³³	24 ⁺¹	664 ⁻⁷⁶	27-August
8	Malda	4,781 ⁺⁸⁶	4,137 ⁺⁵⁰	36 ⁺²	608 ⁺³⁴	27-August
9	Murshidabad	3,143 ⁺⁸⁴	2,370 ⁺⁸³	37 ⁺²	736 ⁻¹	27-August
10	Nadia	3,450 ⁺¹⁴⁰	2,545 ⁺³¹	36 ⁺²	869 ⁺¹⁰⁷	27-August
11	Birbhum	1,968 ⁺²¹⁴	1,318 ⁺²³	14 ⁺²	636 ⁺¹⁸⁹	27-August
12	Purulia	1,191 ⁺⁵²	649 ⁺⁴³	1	541 ⁺⁹	27-August
13	Bankura	2,335 ⁺⁵⁸	1,706 ⁺⁷⁰	8 ⁺³	621 ⁻¹⁵	27-August
14	Jhargram	221 ⁺³	184	2	35 ⁺³	27-August
15	Paschim Medinipur	3,935 ⁺¹³⁴	2,507 ⁺¹⁴⁶	39 ⁺¹	1,389 ⁻¹³	27-August
16	Purba Medinipur	5,749 ⁺¹⁶⁹	4,239 ⁺¹²³	55 ⁺³	1,455 ⁺⁴³	27-August
17	Purba Bardhaman	2,583 ⁺⁵⁶	2,137 ⁺⁴¹	17	429 ⁺¹⁵	27-August
18	Paschim Bardhaman	3,425 ⁺⁸⁴	2,527 ⁺¹¹²	27 ⁺¹	871 ⁻²⁹	27-August
19	Howrah	13,022 ⁺⁹²	11,336 ⁺¹⁸⁴	356 ⁺⁴	1,330 ⁻⁹⁶	27-August
20	Hooghly	7,294 ⁺¹¹⁰	5,922 ⁺³¹¹	125 ⁺²	1,247 ⁻²⁰³	27-August
21	North 24 Parganas	32,344 ⁺⁵⁵⁴	26,398 ⁺⁷³⁰	711 ⁺¹⁴	5,235 ⁻¹⁹⁰	27-August
22	South 24 Parganas	10,774 ⁺¹⁹¹	9,075 ⁺²⁴¹	189 ⁺³	1,510 ⁻⁵³	27-August
23	Kolkata	38,815 ⁺⁴²⁷	32,432 ⁺⁵⁹³	1,249 ⁺¹¹	5,134 ⁻¹⁷⁷	27-August
24	Other State	66	63	3	0	6-June
TOTAL		1,53,754^{+2,982}	1,24,332^{+3,286}	3,073⁺⁵⁶	26,349⁻³⁶⁰	

#District Wise data is subject to verification and may change

#Daily increase/decrease with respect to previous day is in superscript as +/- (Eg: +4)

VI

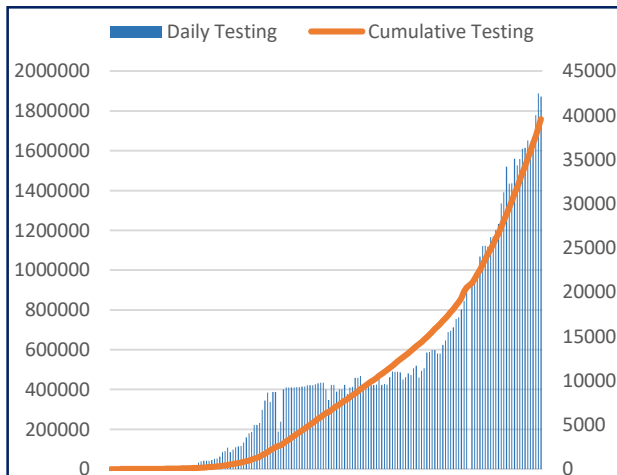
DAILY CUMULATIVE ACTIVE COVID-19 CASES



17th March to 28th August

VII

SAMPLES TESTED (Daily and Cumulative)



17th March to 28th August



Department of Health & Family Welfare Govt. of West Bengal

WEST BENGAL COVID-19 HEALTH BULLETIN - 28th AUGUST 2020

VIII

UNIT WISE EQUIPMENT SUPPLY (CUMULATIVE)

S. No.	Unit Name	PPE	N95/FFP2	Regular Masks		Gloves	Sanitizer (In ltr.)
				Reusable Mask	Disposable Mask		
1	Alipurduar	13,800	16,650	13,400	78,400	49,700	3,742.0
2	Bankura	27,750	27,200	24,800	1,05,050	62,200	5,548.0
3	Birbhum	25,450	16,700	30,400	57,550	11,200	4,621.0
4	Bishnupur HD	10,350	19,900	47,600	87,250	74,700	4,861.0
5	Coochbehar	24,600	16,850	24,700	23,100	4,700	3,304.0
6	Dakshin Dinajpur	13,900	13,050	21,500	81,100	55,200	4,171.0
7	Darjeeling	28,250	28,650	22,900	24,200	6,700	4,098.0
8	Diamond Harbour HD	32,750	22,300	27,000	78,550	53,500	3,034.0
9	Hooghly	35,370	26,250	41,000	96,700	70,600	6,841.0
10	Howrah	78,950	44,000	54,780	1,26,050	1,47,200	5,531.0
11	Jalpaiguri	24,800	22,600	44,300	77,000	13,700	4,363.0
12	Jhargram	8,550	9,300	24,890	38,550	33,700	3,343.0
13	Kalimpong	13,150	14,800	19,000	47,550	8,200	3,070.5
14	Malda	19,600	17,200	26,000	63,100	68,700	6,151.0
15	Murshidabad	22,333	30,880	42,700	85,100	49,200	9,780.0
16	Nadia	45,070	20,240	35,800	96,550	90,700	4,431.0
17	North 24 Parganas	53,300	35,240	31,440	1,02,000	52,700	6,433.5
18	Basirhat HD	34,320	27,230	31,280	1,04,550	1,16,000	3,597.0
19	Paschim Bardhaman	24,650	20,400	17,580	58,500	77,900	1,407.0
20	Paschim Medinipur	24,450	28,300	36,590	99,550	96,700	5,435.0
21	Purba Bardhaman	35,650	29,200	23,800	87,050	89,200	6,443.0
22	Purba Medinipur	33,550	19,700	32,220	24,550	28,100	1,731.0
23	Nandigram HD	10,250	18,900	30,140	85,050	59,200	5,929.0
24	Purulia	33,950	19,600	47,200	97,550	83,200	6,171.0
25	Rampurhat HD	16,650	17,600	27,300	38,550	41,000	3,787.0
26	South 24 Parganas	32,450	20,100	28,900	58,250	50,400	1,941.0
27	Uttar Dinajpur	30,750	27,550	41,600	73,050	54,700	4,303.0
28	Bankura S MC&H	11,500	26,650	10,200	1,16,000	1,20,900	1,460.0
29	Coochbehar MC&H	10,800	10,400	14,600	38,000	51,000	2,192.0
30	NB MC&H	26,350	52,000	20,000	1,46,200	1,31,500	5,090.0
31	Diamond Harbour MC&H	12,300	13,200	10,100	95,500	1,00,500	2,198.0
32	Malda MC&H	13,800	39,100	13,100	1,35,500	1,39,500	3,818.0
33	Murshidabad MC&H	24,630	38,950	14,600	80,500	1,04,000	1,940.0
34	Bardhaman MC&H	17,400	23,100	17,500	1,09,500	1,16,500	2,698.0
35	Medinipur MC&H	30,300	35,700	27,100	1,55,500	1,14,500	6,698.0
36	Purulia MC&H	11,300	13,700	51,600	70,500	75,500	3,098.0
37	Rampurhat MC&H	16,400	13,900	17,600	29,000	40,500	7,198.0
38	Raiganj MC&H	10,600	9,900	13,100	31,000	38,500	1,690.0
39	JNM MC&H	17,400	20,000	24,000	45,000	24,500	2,172.0
40	Sagar Dutta MC&H	29,020	40,830	17,600	90,050	1,16,000	4,778.0
41	ID & BG Hospital	33,050	43,800	20,600	73,100	53,500	2,671.0
42	RG Kar MCH	29,850	48,000	15,800	1,95,550	2,01,700	5,007.0
43	NRS MCH	41,250	44,500	30,300	1,11,550	96,200	3,140.0
44	IPGMER & SSKMH	73,900	69,590	53,100	2,97,550	2,86,500	8,567.0
45	Medical College, Kolkata	92,450	82,000	18,800	1,91,050	2,37,500	5,312.0
46	CNMCH	40,850	38,300	23,150	1,16,500	47,500	3,372.0
47	Other Govt Dept/Institutions	3,00,976	2,61,325	1,88,058	6,82,326	6,24,402	37,538.3
48	Stock in hand-In Transit	5,92,493	2,55,705	6,00,631	3,17,882	3,508	28,085.9
TOTAL		21,91,262	17,91,040	20,50,359	51,22,208	42,73,210	2,62,790.2

**In addition to State supply, local procurement is also done.*



Department of Health & Family Welfare Govt. of West Bengal

WEST BENGAL COVID-19 HEALTH BULLETIN - 28th AUGUST 2020

IX

DETAILS OF TESTING LABS

S. No.	Name of Testing Lab	Samples Tested	Method of Testing	Functional WEF
1	NICED	99,310	RT-PCR	Since Beginning
2	SSKM	1,04,656	RT-PCR	17-Mar
3	Medinipur MCH	95,574	RT-PCR	24-Mar
4	North Bengal MCH	1,20,357	RT-PCR	29-Mar
5	School of Tropical Medicine	63,590	RT-PCR	01-Apr
6	Apollo Hospital	12,939	RT-PCR	06-Apr
7	Tata Medical Centre	9,797	RT-PCR	06-Apr
8	Malda MCH	71,617	RT-PCR	08-Apr
9	Dr. Lal Pathlab	91,917	RT-PCR	17-Apr
10	Command Hospital	10,458	RT-PCR	17-Apr
11	CNCI	8,319	RT-PCR	22-Apr
12	RG Kar MCH	88,761	RT-PCR	24-Apr
13	SURAKSHA	52,072	RT-PCR	24-Apr
14	Murshidabad MCH	61,454	RT-PCR	26-Apr
15	Peerless	17,041	RT-PCR	30-Apr
16	Burdwan MCH	52,797	RT-PCR	06-May
17	MCH Kolkata	26,734	RT-PCR	08-May
18	NRS MCH	34,780	RT-PCR	12-May
19	Sanaka Hospitals	44,723	RT-PCR	12-May
20	Medica Hospital	44,204	RT-PCR	15-May
21	Bankura MCH	45,475	RT-PCR	22-May
22	Suri DH	34,261	RT-PCR	22-May
23	Coochbehar GMCH	12,751	RT-PCR	06-Jun
24	COMJNM Kalyani	33,220	RT-PCR	10-Jun
25	Desun Hospital	1,500	RT-PCR	17-Jun
26	RN Tagore Hospital	5,324	RT-PCR	24-Jun
27	Raigunj MCH	18,354	RT-PCR	26-Jun
28	Jagannath Gupta Institute of Medical Sciences	1,018	RT-PCR	06-Jul
29	ESI-Postgraduate Institute of Medical Science and Research	1,934	RT-PCR	16-Jul
30	Remedy Lifecare, Kolkata	1,656	RT-PCR	21-Jul
31	AMRI Dhakuria	10,593	RT-PCR	19-May
32	Rampurhat MCH	18,129	RT-PCR	19-May
33	CNMCH	7,348	RT-PCR	20-May
34	DH GMCH	15,189	RT-PCR	20-May
35	COMSDH	8,768	RT-PCR	27-May
36	Purulia Govt. MCH	12,783	RT-PCR	03-Jun
37	SRL Lab	5,034	RT-PCR	18-Jun
38	Probe diagnostics	169	RT-PCR	14-Aug
39	AMRI Salt Lake	4,575	CBNAAT	01-May
40	CMRI	3,539	CBNAAT	13-May
41	Asansol DH	1,283	TRUENAT	19-May
42	Jhargram DH	917	TRUENAT	19-May
43	Falakata SSH	2,184	TRUENAT	20-May
44	Balurghat DH	1,656	TRUENAT	22-May
45	Serampore DH	1,028	TRUENAT	25-May
46	Uluberia SSH	1,032	TRUENAT	27-May
47	Jangipur SDH	799	TRUENAT	27-May
48	Egra SDH	331	TRUENAT	27-May
49	MR Bangur Hospital	292	TRUENAT	28-May
50	Chanchal SDH	365	TRUENAT	28-May
51	Biswa Bangla Krirangan COVID Hospital	16,303	TRUENAT	31-May
52	Woodlands	1,619	CBNAAT	11-Jun
53	Alipurduar DH	1,176	TRUENAT	16-Jun
54	Basirhat DH	244	TRUENAT	19-Jun
55	Anandaloke Sonoscan, Siliguri	609	TRUENAT	27-Jun
56	Gangarampur SDH	465	CBNAAT	16-Jul
57	Contai SDH	286	TRUENAT	20-Jul
58	ILS hospital	389	TRUENAT	25-Jul
59	Uttar Latabari DH	72	TRUENAT	04-Aug
60	Nandigram SSH/DH	103	TRUENAT	04-Aug
61	Panskura Hospital	32	TRUENAT	06-Aug
62	Chittaranjan Seva Sadan Hospital	3	TRUENAT	10-Aug
63	Dr. PK Saha Hospital, Coochbihar	161	TRUENAT	11-Aug
64	Salt Lake SDH	51	TRUENAT	13-Aug
65	Charnock Hospital	109	TRUENAT	14-Aug
66	Gabberia SGH	22	TRUENAT	15-Aug
67	Spandan Disgnostic Center	245	TRUENAT	16-Aug
68	Kakdwip SSH	36	TRUENAT	17-Aug
69	Mal SSH	16	TRUENAT	18-Aug
70	Howrah DH	10	TRUENAT	21-Aug
71	Antigen Test done within the State	3,39,555	-	-
72	Samples Tested in Labs Outside the State	34,615	RT-PCR	-
TOTAL		17,58,728		

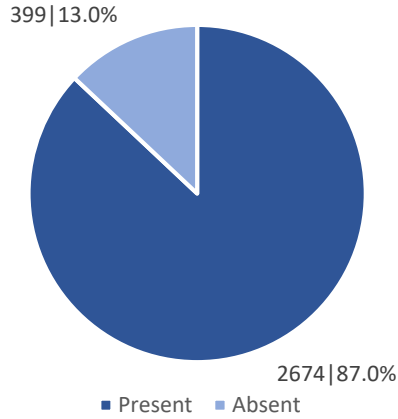
Note: Average tests per CBNAAT and TRUENAT machines are 32 per day and 16 per day respectively



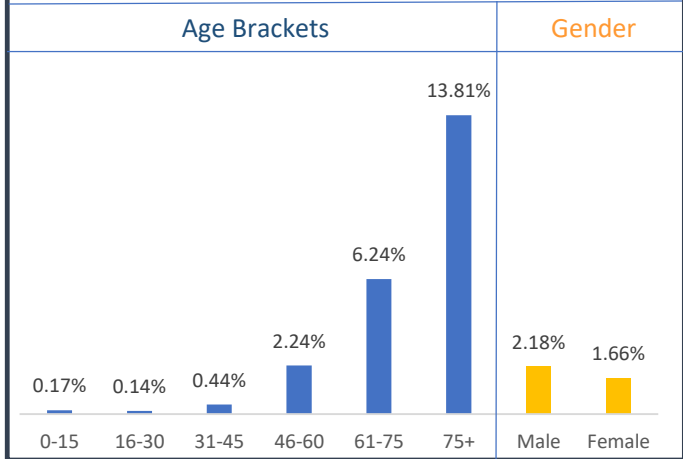
WEST BENGAL COVID-19 HEALTH BULLETIN - 28th AUGUST 2020

X

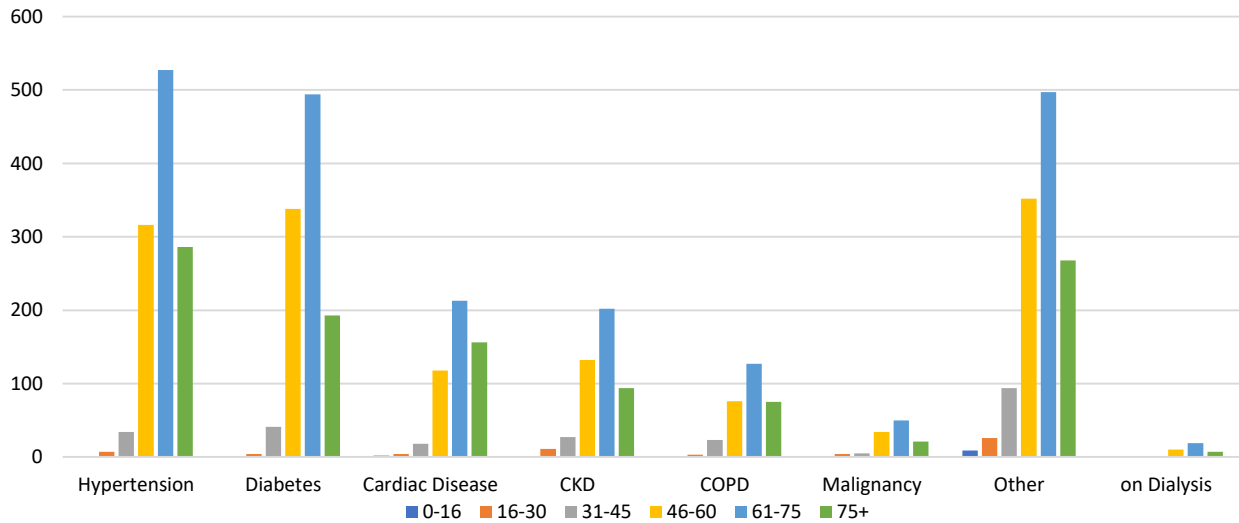
Comorbidity Status in Deceased Cases (n=3,073)



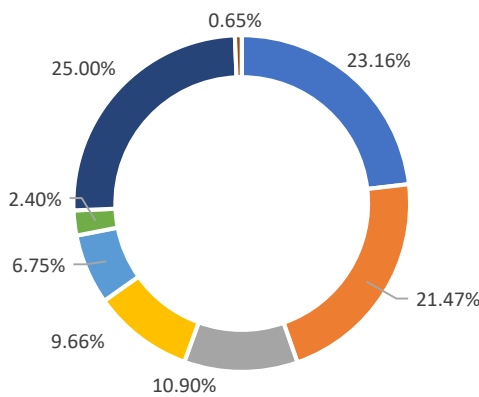
Fatality Rate in Respective Age Brackets & Gender Group



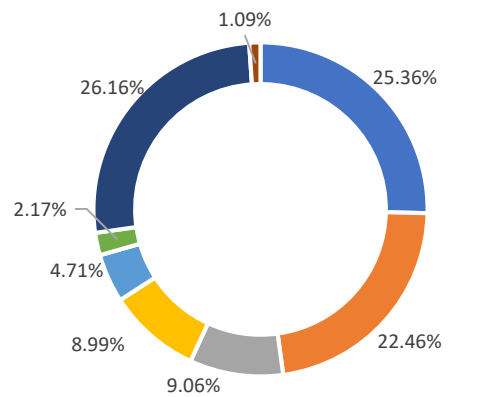
Age Group Wise Comorbidities Among Deceased



Share of Comorbidities in Male



Share of Comorbidities in Female



FATALITY ANALYSIS

■ Hypertension ■ Diabetes ■ Cardiac Disease ■ CKD ■ COPD ■ Malignancy ■ Other ■ on Dialysis



Department of Health & Family Welfare Govt. of West Bengal

WEST BENGAL COVID-19 HEALTH BULLETIN - 28th AUGUST 2020

XI
EQUIPMENT SUPPLY

S. No	Equipment	Ordered by State Govt.	Received Yesterday	Total Received by State Govt.	Order Pending
1	PPEs	29.10 L	7,000	21.20 L	7.90 L
2	N95/FFP2 Masks	37.50 L	20,000	16.95 L	20.55 L
3	Regular Masks	59.50 L	30,000	51.45 L	8.05 L
4	Hand Sanitizers (In Ltrs.)	2.51 L	1,000	2,45,000	6,000
5	Gloves	44.50 L	20,000	39.60 L	4.90 L
6	Thermal Guns	20,000	NIL	20,000	NIL

XII
DEDICATED COVID-19 HELPLINE (24 X 7)

1. Dedicated COVID-19 Helpline : **1800 313 444 222**
2. Direct Telemedicine Line : **033 23576001**
3. Ambulance Service : **033 40902929**
4. COVID Telemedicine App "[Covid Telemedicine WB](#)" on Google Play Store
 - These services include allocation of beds in Govt. hospitals and Safe Homes
 - Telemedicine for citizens at large and those in home isolation
 - Ambulance service includes guidance and provision of Govt. ambulance
5. Tele-Psychological counselling services have started since August 1st, 2020.

General Queries

1	A	Total Queries addressed in last 24 hours	4,013
	B	Total Queries addressed till 27 th August	11,27,183

Telemedicine

2	A	Total consultations given in last 24 hours	4,361
	B	Total consultations given till 27 th August	1,32,312

Ambulance Services

3	A	Ambulances assigned in last 24 hours	495
	B	Total calls received in last 24 hours	507

Tele-Psychological Counselling

4	A	Counselling given in last 24 hours	1,486
	B	Counselling given till 27 th August	39,057

State Government Interventions :

- Status of availability of beds for COVID positive patients in government and private hospitals is available at Health & FW Department's website: www.wbhealth.gov.in
- Safe Homes : An initiative by the Government of West Bengal for care and treatment of asymptomatic/mild symptomatic COVID patients for whom home isolation is not possible /advisable
- As per State Government advisory Satellite Health Facilities are being developed by private hospitals in close vicinity of their hospitals as separate health facility for treatment of asymptomatic/mild symptomatic COVID patients. This intervention is expected to free beds in the hospitals for serious patients.

All the guidelines and orders relating to Covid-19 are posted on www.wbhealth.gov.in

You can follow us on :

Facebook at: <https://www.facebook.com/wbdhfw/>

Twitter at: <https://twitter.com/wbdhfw>