



# Department of Health & Family Welfare Govt. of West Bengal

## WEST BENGAL COVID-19 HEALTH BULLETIN – 27<sup>th</sup> APRIL 2021

**Active COVID-19 Cases as on 27<sup>th</sup> April: 1,00,615**

COVID 19 STATUS	S. No	Subject	Number
	1	Total COVID-19 Cases till 26 <sup>th</sup> April	7,59,942
	2	New COVID-19 Cases on 27 <sup>th</sup> April	16,403
	3	<b>Total COVID-19 Cases till 27<sup>th</sup> April (1+2)</b>	<b>7,76,345</b>
	4	Total Discharged	6,64,648 (+10,664)
	5	Total Deaths as on 27 <sup>th</sup> April*	11,082 (+73)
	6	<b>Active COVID-19 Cases as on 27<sup>th</sup> April</b>	<b>1,00,615 (+5,666)</b>
	7	Discharge Rate (4/3)	85.61%

*Note: All figures updated till 9AM, 27<sup>th</sup> April*

*#Daily increase/decrease with respect to previous day is shown as (+/-)*

*\*Complete analysis can be referred from Section X, (Page no. 5)*

TESTING SNAPSHOT	S. No	Subject	Number
	1	Samples Tested till 26 <sup>th</sup> April	1,02,15,358
	2	Samples Tested on 27 <sup>th</sup> April	55,287
	3	<b>Total Number of Samples Tested till 27<sup>th</sup> April (1+2)</b>	<b>1,02,70,645</b>
	4	Tests per Million population	1,14,118
	5	% of Positive Cases out of Samples Tested	7.56%
	6	Total Testing Laboratories*	112
	7	Testing Laboratories added this week	7
8	Testing Laboratories pending approval	1	

*\*Detailed breakup of these laboratories is given on Page 4 and Page 5*

INFRASTRUCTURE DETAILS	S. No	Subject	Number
	1	Total Number of Hospitals dedicated for treating COVID-19	140
	2	Total Number of Govt. Hospitals dedicated for treating COVID-19	105
	3	Total Number of Pvt. Hospitals requisitioned for treating COVID-19	35
	4	Total Number of earmarked COVID-19 Beds	12,352
	5	% Occupancy in COVID Beds	42.94%
	6	Total ICU/HDU Beds in the COVID Hospitals	1,838
7	Total Number of Ventilators in the COVID Hospitals	1,283	

QUARANTINE DETAILS	Home Quarantine		
	1	Total Home Quarantined People	25,87,210
	2	Total number of people currently in Home Quarantine	28,002
	3	Total number of people released from Home Quarantine	25,59,208
	Safe Homes		
	1	Total Number of Safe Homes	200
	2	Total Number of Beds in Safe Homes	11,507
	3	Total Number of Patients in Safe Homes currently	1,045



# Department of Health & Family Welfare Govt. of West Bengal

## WEST BENGAL COVID-19 HEALTH BULLETIN – 27<sup>th</sup> APRIL 2021

V

DISTRICT SNAPSHOT#

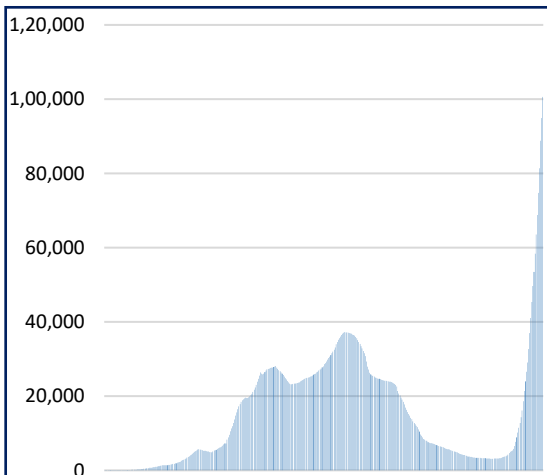
1	2	3	4	5	6 = 3-4-5	7
S. No	District	Total Cases	Total Discharged	Total Deaths	Total Active Cases	Last Reported Case
1	Alipurduar	8,073 <sup>+10</sup>	7,813 <sup>+19</sup>	87	173 <sup>-9</sup>	26- Apr
2	Coochbehar	13,139 <sup>+149</sup>	12,298 <sup>+72</sup>	73	768 <sup>+77</sup>	26- Apr
3	Darjeeling	22,700 <sup>+525</sup>	20,130 <sup>+213</sup>	217 <sup>+1</sup>	2,353 <sup>+311</sup>	26- Apr
4	Kalimpong	2,535 <sup>+60</sup>	2,329 <sup>+17</sup>	28	178 <sup>+43</sup>	26- Apr
5	Jalpaiguri	17,152 <sup>+260</sup>	15,648 <sup>+103</sup>	184 <sup>+4</sup>	1,320 <sup>+153</sup>	26- Apr
6	Uttar Dinajpur	9,120 <sup>+87</sup>	7,726 <sup>+104</sup>	82 <sup>+1</sup>	1,312 <sup>-18</sup>	26- Apr
7	Dakshin Dinajpur	9,292 <sup>+82</sup>	8,612 <sup>+54</sup>	78 <sup>+2</sup>	602 <sup>+26</sup>	26- Apr
8	Malda	20,379 <sup>+583</sup>	16,063 <sup>+473</sup>	149 <sup>+4</sup>	4,167 <sup>+106</sup>	26- Apr
9	Murshidabad	19,081 <sup>+414</sup>	15,350 <sup>+411</sup>	171	3,560 <sup>+3</sup>	26- Apr
10	Nadia	29,476 <sup>+662</sup>	25,486 <sup>+435</sup>	337	3,653 <sup>+227</sup>	26- Apr
11	Birbhum	20,128 <sup>+788</sup>	15,146 <sup>+545</sup>	112 <sup>+2</sup>	4,870 <sup>+241</sup>	26- Apr
12	Purulia	12,489 <sup>+449</sup>	9,260 <sup>+274</sup>	59 <sup>+2</sup>	3,170 <sup>+173</sup>	26- Apr
13	Bankura	14,301 <sup>+217</sup>	13,043 <sup>+111</sup>	94	1,164 <sup>+106</sup>	26- Apr
14	Jhargram	3,491 <sup>+69</sup>	3,161 <sup>+22</sup>	22	308 <sup>+47</sup>	26- Apr
15	Paschim Medinipur	22,290 <sup>+255</sup>	20,891 <sup>+99</sup>	323 <sup>+1</sup>	1,076 <sup>+155</sup>	26- Apr
16	Purba Medinipur	25,561 <sup>+528</sup>	22,462 <sup>+281</sup>	291	2,808 <sup>+247</sup>	26- Apr
17	Purba Bardhaman	17,790 <sup>+543</sup>	14,633 <sup>+285</sup>	108	3,049 <sup>+258</sup>	26- Apr
18	Paschim Bardhaman	26,487 <sup>+862</sup>	20,461 <sup>+377</sup>	189 <sup>+1</sup>	5,837 <sup>+484</sup>	26- Apr
19	Howrah	48,317 <sup>+939</sup>	41,409 <sup>+613</sup>	1,108 <sup>+8</sup>	5,800 <sup>+318</sup>	26- Apr
20	Hooghly	39,171 <sup>+843</sup>	34,003 <sup>+468</sup>	532 <sup>+4</sup>	4,636 <sup>+371</sup>	26- Apr
21	North 24 Parganas	1,66,078 <sup>+3,451</sup>	1,43,870 <sup>+2,441</sup>	2,706 <sup>+13</sup>	19,502 <sup>+997</sup>	26- Apr
22	South 24 Parganas	49,418 <sup>+919</sup>	42,195 <sup>+566</sup>	766 <sup>+6</sup>	6,457 <sup>+347</sup>	26- Apr
23	Kolkata	1,79,811 <sup>+3,708</sup>	1,52,596 <sup>+2,681</sup>	3,363 <sup>+24</sup>	23,852 <sup>+1,003</sup>	26- Apr
24	Other State	66	63	3	0	6-June
<b>TOTAL</b>		<b>7,76,345<sup>+16,403</sup></b>	<b>6,64,648<sup>+10,664</sup></b>	<b>11,082<sup>+73</sup></b>	<b>1,00,615<sup>+5,666</sup></b>	

#District Wise data is subject to verification and may change

#Daily increase/decrease with respect to previous day is in superscript as +/- (Eg: <sup>+4</sup>)

VI

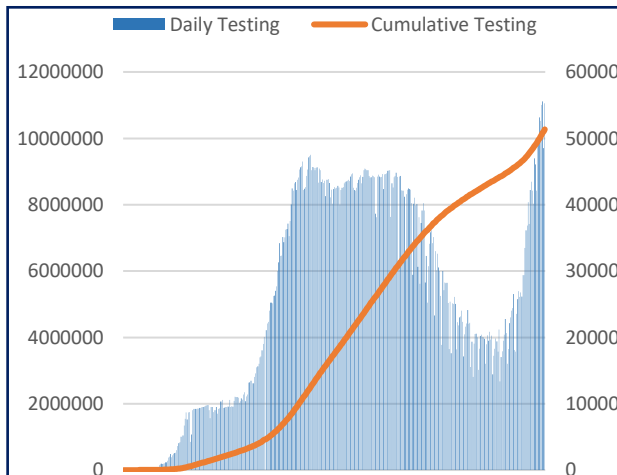
DAILY CUMULATIVE ACTIVE COVID-19 CASES



17<sup>th</sup> March to 27<sup>th</sup> Apr

VII

SAMPLES TESTED (Daily and Cumulative)



17<sup>th</sup> March to 27<sup>th</sup> Apr



Department of Health & Family Welfare  
Govt. of West Bengal

WEST BENGAL COVID-19 HEALTH BULLETIN – 27<sup>th</sup> APRIL 2021

VIII

UNIT WISE EQUIPMENT SUPPLY (CUMULATIVE)

S. No.	Unit Name	PPE	N95/FFP2	Regular Masks		Gloves	Sanitizer (In ltr.)
				Reusable Mask	Disposable Mask		
1	Alipurduar	17,800	26,250	13,400	1,00,900	89,475	5,092
2	Bankura	46,717	57,116	31,400	66,550	1,57,900	9,061
3	Birbhum	36,150	28,300	32,400	96,050	49,700	6,910
4	Bishnupur HD	15,350	38,449	55,602	32,468	1,66,536	4,000
5	Coochbehar	33,600	29,450	29,200	1,36,375	89,109	6,449
6	Dakshin Dinajpur	20,400	19,650	21,500	1,21,600	1,08,700	5,280
7	Darjeeling	90,411	95,347	22,900	3,44,239	2,54,975	3,656
8	Diamond Harbour HD	52,726	56,013	33,267	1,85,720	1,92,465	9,750
9	Hooghly	82,150	69,983	59,497	3,95,100	46,782	18,211
10	Howrah	1,25,265	91,432	66,580	4,10,165	27,842	11,339
11	Jalpaiguri	34,800	41,754	45,550	1,51,038	2,80,550	8,318
12	Jhargram	19,715	16,520	24,890	69,100	1,32,000	5,468
13	Kalimpong	21,150	23,245	19,800	1,31,992	1,62,649	4,884
14	Malda	26,100	23,200	26,000	87,100	97,700	7,151
15	Murshidabad	36,594	62,202	56,900	7,89,737	1,15,350	5,867
16	Nadia	72,470	55,389	37,100	1,49,050	1,84,300	11,481
17	North 24 Parganas	1,12,000	1,02,594	44,140	9,36,465	3,00,000	11,675
18	Basirhat HD	44,320	59,020	35,636	1,74,000	2,61,150	7,094
19	Paschim Bardhaman	37,850	35,100	17,780	1,21,000	1,21,900	2,257
20	Paschim Medinipur	42,226	61,566	49,858	2,68,357	1,72,335	7,885
21	Purba Bardhaman	65,800	60,100	27,100	1,36,550	1,58,800	11,064
22	Purba Medinipur	54,550	52,030	33,220	4,24,050	74,532	20,481
23	Nandigram HD	18,750	38,026	30,640	1,21,050	1,01,000	8,244
24	Purulia	50,450	36,245	52,700	1,48,550	1,21,700	7,421
25	Rampurhat HD	24,150	29,000	30,300	62,050	76,650	5,637
26	South 24 Parganas	57,450	41,498	88,488	3,32,050	1,41,395	7,084
27	Uttar Dinajpur	35,750	43,550	68,314	2,01,900	3,18,500	9,246
28	Bankura S MC&H	21,415	55,773	10,200	1,99,384	2,94,296	7,428
29	Coochbehar MC&H	13,800	14,900	14,600	58,700	2,71,000	3,442
30	NB MC&H	40,350	1,03,500	20,000	2,24,200	2,46,500	8,390
31	Diamond Harbour MC&H	14,089	32,255	10,100	1,47,750	1,83,050	5,503
32	Malda MC&H	18,800	86,900	13,100	1,88,500	2,58,500	7,708
33	Murshidabad MC&H	31,848	96,364	16,601	1,80,950	72,600	8,390
34	Bardhaman MC&H	23,900	35,377	17,500	1,21,281	3,32,000	6,329
35	Medinipur MC&H	56,400	89,015	38,595	63,350	2,12,595	5,345
36	Purulia MC&H	13,300	24,108	51,600	49,300	1,66,548	12,715
37	Rampurhat MC&H	21,400	40,232	17,600	40,000	88,500	10,048
38	Raiganj MC&H	14,100	13,059	13,100	56,500	87,000	2,246
39	JNM MC&H	93,600	1,47,600	24,000	1,87,000	2,90,500	4,000
40	Sagar Dutta MC&H	93,600	1,47,600	17,600	1,87,000	2,90,500	4,000
41	ID & BG Hospital	57,000	81,500	29,000	1,01,100	1,49,000	4,950
42	RG Kar MCH	40,850	76,822	15,800	3,01,050	80,728	8,664
43	NRS MCH	69,922	1,23,519	32,729	2,15,550	2,93,700	7,276
44	IPGMER & SSKMH	98,900	1,33,800	68,500	47,049	4,99,500	18,167
45	Medical College, Kolkata	1,87,142	1,92,649	22,577	53,528	43,500	10,732
46	CNMCH	52,350	55,500	23,150	1,33,500	2,69,700	3,672
47	Other Govt Dept/Institutions	6,13,937	8,96,504	4,22,532	13,16,040	17,29,678	1,14,209
48	Stock in hand-In Transit	1,52,865	14,95,034	5,14,313	4,25,270	4,29,820	28,569
<b>TOTAL</b>		<b>30,04,262</b>	<b>52,35,040</b>	<b>24,47,359</b>	<b>1,04,90,208</b>	<b>1,02,93,210</b>	<b>5,02,789</b>

\*In addition to State supply, local procurement is also done.



# Department of Health & Family Welfare Govt. of West Bengal

## WEST BENGAL COVID-19 HEALTH BULLETIN – 27<sup>th</sup> APRIL 2021

IX

DETAILS OF TESTING LABS

S. No.	Name of Testing Lab	Samples Tested	Method of Testing	Functional WEF
1	NICED	2,34,317	RT-PCR	Since Beginning
2	SSKM	3,27,067	RT-PCR	17-Mar
3	Medinipur MCH	1,70,929	RT-PCR	24-Mar
4	North Bengal MCH	3,83,335	RT-PCR	29-Mar
5	School of Tropical Medicine	2,45,249	RT-PCR	01-Apr
6	Apollo Hospital	62,198	RT-PCR	06-Apr
7	Tata Medical Centre	22,673	RT-PCR	06-Apr
8	Malda MCH	2,82,983	RT-PCR	08-Apr
9	Dr. Lal Pathlab	2,77,861	RT-PCR	17-Apr
10	Command Hospital	36,915	RT-PCR	17-Apr
11	CNCI	27,226	RT-PCR	22-Apr
12	RG Kar MCH	2,81,817	RT-PCR	24-Apr
13	SURAKSHA	1,51,968	RT-PCR	24-Apr
14	Murshidabad MCH	2,18,006	RT-PCR	26-Apr
15	Peerless	74,171	RT-PCR	30-Apr
16	Burdwan MCH	2,08,222	RT-PCR	06-May
17	MCH Kolkata	1,14,664	RT-PCR	08-May
18	NRS MCH	1,50,301	RT-PCR	12-May
19	Sanaka Hospitals	1,22,886	RT-PCR	12-May
20	Medica Hospital	1,33,865	RT-PCR	15-May
21	Bankura MCH	1,82,187	RT-PCR	22-May
22	Suri DH	1,47,966	RT-PCR	22-May
23	Coochbehar GMCH	1,94,131	RT-PCR	06-Jun
24	COMJNM Kalyani	1,89,604	RT-PCR	10-Jun
25	Desun Hospital	8,125	RT-PCR	17-Jun
26	RN Tagore Hospital	42,988	RT-PCR	24-Jun
27	Raigunj MCH	91,494	RT-PCR	26-Jun
28	Jagannath Gupta Institute of Medical Sciences	5,673	RT-PCR	06-Jul
29	ESI-Postgraduate Institute of Medical Science and Research	13,037	RT-PCR	16-Jul
30	Remedy Lifecare, Kolkata	14,826	RT-PCR	21-Jul
31	AMRI Dhakuria	54,691	RT-PCR	19-May
32	Rampurhat MCH	97,955	RT-PCR	19-May
33	CNMCH	85,685	RT-PCR	20-May
34	DH GMCH	1,93,255	RT-PCR	20-May
35	COMSDH	63,563	RT-PCR	27-May
36	Purulia Govt. MCH	1,11,706	RT-PCR	03-Jun
37	SRL Lab	1,68,146	RT-PCR	18-Jun
38	Probe diagnostics	49,519	RT-PCR	14-Aug
39	Pulse Diagnostics	69,423	RT-PCR	12-Sept
40	RB Diagnostic Kolkata	74,605	RT-PCR	20-Sept
41	Purba Medinipur DH	34,251	RT-PCR	24-Sept
42	B.P. Poddar Hospital & Medical Research Ltd	2,753	RT-PCR	27-Oct
43	Swastik Clinic & Seva Sadan Pvt. Ltd., Birbhum	525	RT-PCR	27-Oct
44	Repromed Diagnostic Ltd	19,875	RT-PCR	24-Sept
45	Gouri Devi Institute of Medical Sciences and Hospital	2,768	RT-PCR	7-Nov
46	IQ City Medical College Durgapur	5,957	RT-PCR	4-Dec
47	Imambara DH, Hooghly	31,976	RT-PCR	15-Dec
48	Saroj Gupta Cancer Center & Research Institute	3,364	RT-PCR	23-Dec
49	Lasco Medicare Pvt. Ltd. Howrah	3,347	RT-PCR	5-Jan
50	Icare Institute of Medical Sciences and Research	798	RT-PCR	25-Jan
51	Sanjiban Hospital, Howrah	2,038	RT-PCR	23-Feb
52	GCC DNA Diagnostic Lab	38	RT-PCR	22-Apr
53	AMRI Salt Lake	18,416	CBNAAT	01-May
54	CMRI	18,469	CBNAAT	13-May
55	Asansol DH	6,278	TRUENAT	19-May
56	Jhargram DH	2,675	TRUENAT	19-May
57	Falakata SSH	3,870	TRUENAT	20-May

Note: Average tests per CBNAAT and TRUENAT machines are 32 per day and 16 per day respectively



# Department of Health & Family Welfare Govt. of West Bengal

## WEST BENGAL COVID-19 HEALTH BULLETIN – 27<sup>th</sup> APRIL 2021

IX

DETAILS OF TESTING LABS

S. No.	Name of Testing Lab	Samples Tested	Method of Testing	Functional WEF
58	Balurghat DH	2,573	TRUENAT	22-May
59	Serampore DH	1,187	TRUENAT	25-May
60	Uluberia SSH	1,894	TRUENAT	27-May
61	Jangipur SDH	1,685	TRUENAT	27-May
62	Egra SDH	651	TRUENAT	27-May
63	MR Bangur Hospital	415	TRUENAT	28-May
64	Chanchal SDH	557	TRUENAT	28-May
65	Biswa Bangla Krirangan COVID Hospital	91,570	TRUENAT	31-May
66	Woodlands	10,377	CBNAAT	11-Jun
67	Alipurduar DH	1,542	TRUENAT	16-Jun
68	Basirhat DH	346	TRUENAT	19-Jun
69	Anandaloke Sonoscan, Siliguri	8,191	TRUENAT	27-Jun
70	Gangarampur SDH	1,247	CBNAAT	16-Jul
71	Contai SDH	1,891	TRUENAT	20-Jul
72	ILS hospital	2,260	TRUENAT	25-Jul
73	Uttar Latabari DH	154	TRUENAT	04-Aug
74	Nandigram SSH/DH	792	TRUENAT	04-Aug
75	Panskura Hospital	436	TRUENAT	06-Aug
76	Chittaranjan Seva Sadan Hospital	1,709	TRUENAT	10-Aug
77	Dr. PK Saha Hospital, Coochbihar	4,620	TRUENAT	11-Aug
78	Salt Lake SDH	846	TRUENAT	13-Aug
79	Charnock Hospital	6,681	TRUENAT	14-Aug
80	Gabberia SGH	259	TRUENAT	15-Aug
81	Spandan Disgnostic Center	9,909	TRUENAT	16-Aug
82	Kakdwip SSH	277	TRUENAT	17-Aug
83	Mal SSH	197	TRUENAT	18-Aug
84	Howrah DH	178	TRUENAT	21-Aug
85	Sagardighi SSH	560	TRUENAT	2-Sept
86	Domkal SSH	164	TRUENAT	6-Sept
87	Udaynarayanpur SGH Howrah	53	TRUENAT	7- Sept
88	GD Hospital & Diabetes Institute, Howrah	1,830	CBNAAT	8-Sept
89	Nightingale Diagnostic & Medicare Centre	4,136	TRUENAT	12-Sept
90	Bhagirathi Neotia Woman * Child Care Centre	640	CBNAAT	16-Sept
91	Krishnanagar DTC	171	TRUENAT	29-Sept
92	Mission Hospital, Durgapur	11,284	TRUENAT	29-Sept
93	Medinova, Kolkata	3,901	TRUENAT	1-Oct
94	MSS Bansal Medical, Kolkata	9,143	TRUENAT	2-Oct
95	TLJ, SGH, Howrah	276	TRUENAT	2-Oct
96	Narayan Memorial Hospital, Kolkata	576	TRUENAT	2-Oct
97	Kalimpong DH	344	TRUENAT	6-Oct
98	Mirik BPHC, Darjeeling	136	TRUENAT	9-Oct
99	Barjore SSH, Bankura	353	TRUENAT	11-Oct
100	Darjeeling DH	257	TRUENAT	11-Oct
101	Metropolis Kolkata	39,713	TRUENAT	14-Oct
102	Laboratory Services, Healthworld Hospitals, Durgapur	3,458	TRUENAT	4-Dec
103	Neotia Getwel Healthcare Centre, Siliguri	551	CBNAAT	9-Jan
104	Arogya Niketan Nursing Home	1,054	TRUENAT	16-Jan
105	Ruby General Hospital	1,132	CBNAAT	20-Jan
106	Cliniperfect Polyclinic and Diagnostics	503	TRUENAT	23-Feb
107	10 Air Force Hospital, Hasimara	596	TRUENAT	23-Apr
108	4 Air Force Hospital, Midnapore	811	TRUENAT	23-Apr
109	164 Military Hospital, Binnaguri	1,115	TRUENAT	23-Apr
110	Central Hospital, SE Railway, Kolkata	417	CBNAAT	23-Apr
111	Zenith super speciality hospital	48	TRUENAT	23-Apr
112	Alipurduar Railway Hospital	1,613	TRUENAT	23-Apr
113	Antigen Test done within the State	42,23,207	-	-
114	Samples Tested in Labs Outside the State	2,67,529	RT-PCR	-
	<b>TOTAL</b>	<b>1,02,70,645</b>		

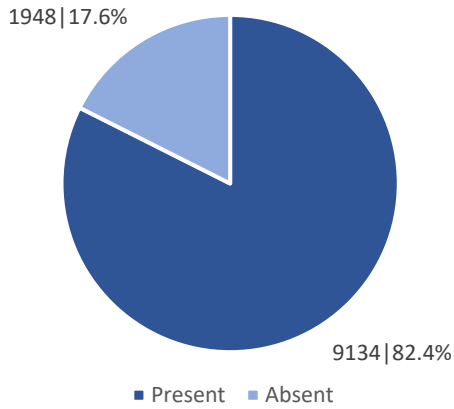
Note: Average tests per CBNAAT and TRUENAT machines are 32 per day and 16 per day respectively



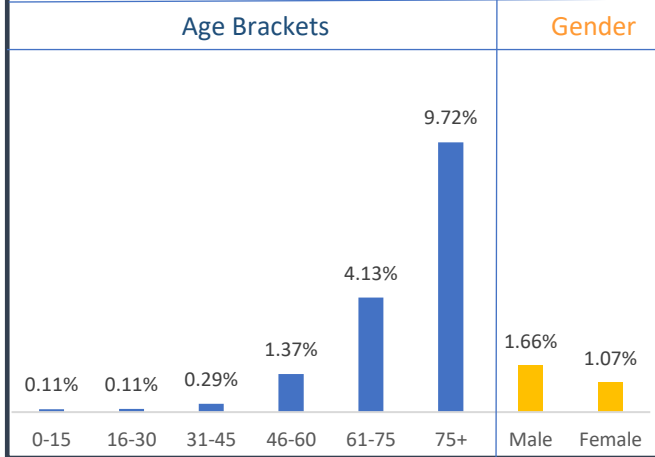
WEST BENGAL COVID-19 HEALTH BULLETIN – 27<sup>th</sup> APRIL 2021

X

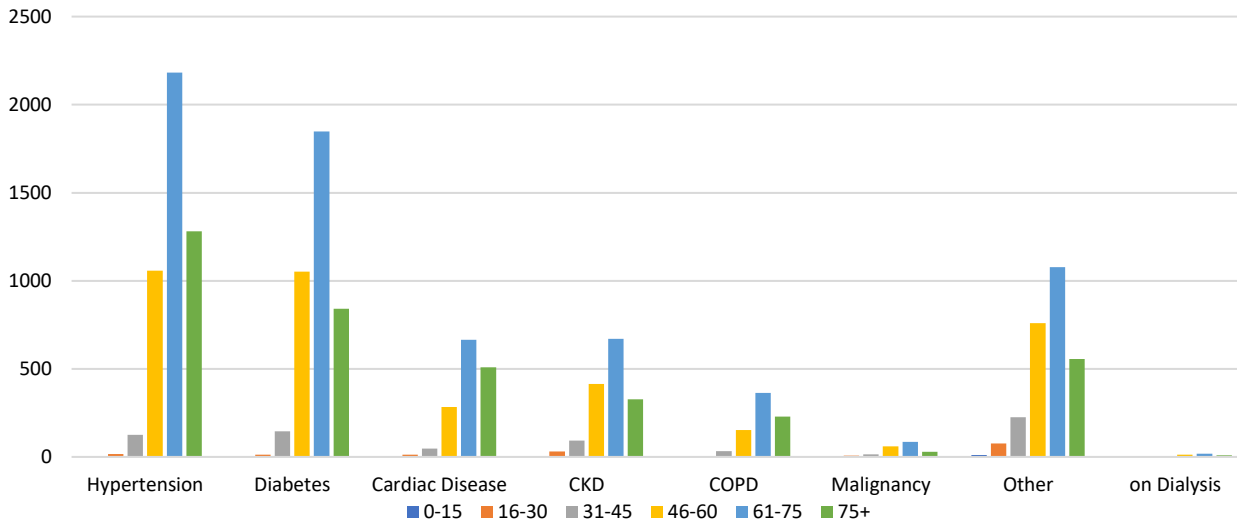
**Comorbidity Status in Deceased Cases (n=11,082)**



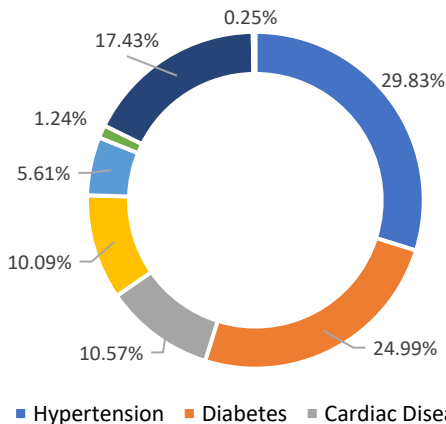
**Fatality Rate in Respective Age Brackets & Gender Group**



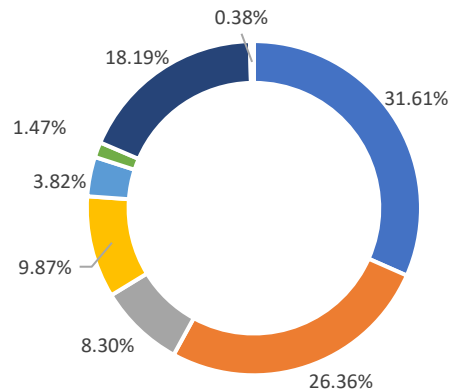
**Age Group Wise Comorbidities Among Deceased**



**Share of Comorbidities in Male**



**Share of Comorbidities in Female**



FATALITY ANALYSIS



# Department of Health & Family Welfare Govt. of West Bengal

## WEST BENGAL COVID-19 HEALTH BULLETIN – 27<sup>th</sup> APRIL 2021

**XI**
**EQUIPMENT SUPPLY**

S. No	Equipment	Ordered by State Govt.	Received Yesterday	Total Received by State Govt.	Order Pending
1	PPEs	32.10 L	2,000	29.33 L	2.77 L
2	N95/FFP2 Masks	54.20 L	10,000	51.39 L	2.81 L
3	Regular Masks	123.84 L	20,000	109.10 L	14.74 L
4	Hand Sanitizers (In Ltrs.)	5.01 L	1,000	4.85 L	0.16 L
5	Gloves	125.00 L	20,000	99.80 L	25.20 L
6	Thermal Guns	20,000	NIL	20,000	NIL

**XII**
**DEDICATED COVID-19 HELPLINE (24 X 7)**

1. Dedicated COVID-19 Helpline : **1800 313 444 222**
2. Direct Telemedicine Line : **033 23576001**
3. Ambulance Service : **033 40902929**
4. COVID Telemedicine App "[Covid Telemedicine WB](#)" on Google Play Store
  - These services include allocation of beds in Govt. hospitals and Safe Homes
  - Telemedicine for citizens at large and those in home isolation
  - Ambulance service includes guidance and provision of Govt. ambulance
5. Tele-Psychological counselling services have started since August 1<sup>st</sup>, 2020.

### General Queries

1	A	Total Queries addressed in last 24 hours	4,108
	B	Total Queries addressed till 26 <sup>th</sup> April	16,33,704

### Telemedicine

2	A	Total consultations given in last 24 hours	2,688
	B	Total consultations given till 26 <sup>th</sup> April	6,09,006

### Ambulance Services

3	A	Ambulances assigned in last 24 hours	1,004
	B	Total calls received in last 24 hours	1,004

### Tele-Psychological Counselling

4	A	Counselling given in last 24 hours	1,263
	B	Counselling given till 26 <sup>th</sup> April	3,16,893

### State Government Interventions :

- Status of availability of beds for COVID positive patients in government and private hospitals is available at Health & FW Department's website: [www.wbhealth.gov.in](http://www.wbhealth.gov.in)
- Safe Homes : An initiative by the Government of West Bengal for care and treatment of asymptomatic/mild symptomatic COVID patients for whom home isolation is not possible /advisable
- As per State Government advisory Satellite Health Facilities are being developed by private hospitals in close vicinity of their hospitals as separate health facility for treatment of asymptomatic/mild symptomatic COVID patients. This intervention is expected to free beds in the hospitals for serious patients.

All the guidelines and orders relating to Covid-19 are posted on [www.wbhealth.gov.in](http://www.wbhealth.gov.in)

You can follow us on :

Facebook at: <https://www.facebook.com/wbdhfw/>

Twitter at: <https://twitter.com/wbdhfw>