



Department of Health & Family Welfare Govt. of West Bengal

WEST BENGAL COVID-19 HEALTH BULLETIN – 27th JULY 2021

COVID 19 STATUS

| S. No | Subject | Number |
|-------|---|----------------------|
| 1 | New COVID-19 Cases on 27 th July | 662 |
| 2 | Total COVID-19 Cases till 27th July | 15,24,958 |
| 3 | Total Discharged | 14,95,483 (+838) |
| 4 | Total Deaths as on 27 th July* | 18,095 (+10) |
| 5 | Active COVID-19 Cases as on 27th July | 11,380 (-186) |
| 6 | Discharge Rate (3/2) | 98.07% |
| 7 | Fatality Rate (4/2) | 1.19% |

Note: All figures updated till 9AM, 27th July

#Daily increase/decrease with respect to previous day is shown as (+/-)

*Complete analysis can be referred from Section X, (Page no. 5)

TESTING SNAPSHOT

| S. No | Subject | Number |
|-------|---|--------------------|
| 1 | Samples Tested on 27 th July | 43,113 |
| 2 | Total Number of Samples Tested till 27th July | 1,55,53,998 |
| 3 | Positivity Rate as on 27th July | 1.54% |
| 4 | Tests per Million population | 1,72,822 |
| 5 | Total Testing Laboratories* | 129 |
| 6 | RT-PCR/Antigen Test Ratio | 40:60 |

*Detailed breakup of these laboratories is given on Page 3 and Page 4

TREATMENT INFRASTRUCTURE SNAPSHOT

| S. No | Subject | Number |
|-------|--|--------|
| 1 | Total Number of Hospitals dedicated for treating COVID-19 | 203 |
| 2 | Total Number of Govt. Hospitals dedicated for treating COVID-19 | 196 |
| 3 | Total Number of Pvt. Hospitals requisitioned for treating COVID-19 | 7 |
| 4 | Total Number of earmarked COVID-19 Beds | 23,947 |
| 5 | % Occupancy in COVID Beds | 4.07% |
| 6 | Total ICU/HDU Beds in the COVID Hospitals | 2,861 |
| 7 | Total Number of Safe Homes | 200 |
| 8 | Total Number of Beds in Safe Homes | 11,507 |

ACTIVE CASES SNAPSHOT

| S. No | Subject | Number |
|-------|--|--------|
| 1 | Total number of people currently in Home Isolation | 9,534 |
| 2 | Total Number of Patients in Hospitals | 1,427 |
| 3 | Total Number of Patients in Safe Homes | 419 |

VACCINATION STATUS

| S. No | Subject | Number |
|-------|--|-------------|
| 1 | Total Number of people vaccinated on 27 th July | 3,04,537 |
| 2 | First Dose on 27 th July | 2,12,057 |
| 3 | Second Dose on 27 th July | 92,480 |
| 4 | Cumulative Vaccination till 27 th July | 2,76,56,129 |
| 5 | Cumulative Vaccination First Dose | 1,94,38,046 |
| 6 | Cumulative Vaccination Second Dose | 82,18,083 |
| 7 | Number of CVC (Common Vaccination Centres) | 2,559 |
| 8 | Cumulative AEFI cases reported | 2,266 |
| 9 | Vaccine wastage | -7% |



Department of Health & Family Welfare Govt. of West Bengal

WEST BENGAL COVID-19 HEALTH BULLETIN – 27th JULY 2021

VI

DISTRICT COVID-19 STATUS#

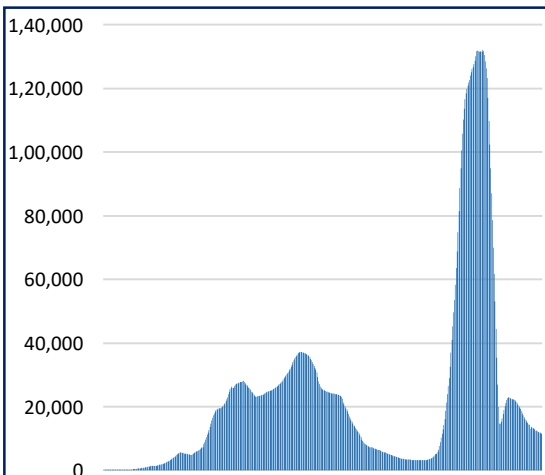
| 1 | 2 | 3 | 4 | 5 | 6 = 3-4-5 | 7 |
|--------------|-------------------|---------------------------------|---------------------------------|-----------------------------|------------------------------|--------------------|
| S. No | District | Total Cases | Total Discharged | Total Deaths | Total Active Cases | Last Reported Case |
| 1 | Alipurduar | 14,786 ⁺¹⁵ | 14,412 ⁺²⁰ | 99 | 275 ⁻⁵ | 26-July-21 |
| 2 | Coochbehar | 27,397 ⁺⁴⁰ | 26,675 ⁺⁴⁶ | 93 | 629 ⁻⁶ | 26-July-21 |
| 3 | Darjeeling | 53,109 ⁺⁷⁷ | 51,378 ⁺⁷³ | 491 ⁺¹ | 1,240 ⁺³ | 26-July-21 |
| 4 | Kalimpong | 6,160 ⁺⁷ | 5,894 ⁺¹⁷ | 39 | 227 ⁻¹⁰ | 26-July-21 |
| 5 | Jalpaiguri | 39,607 ⁺³⁶ | 38,403 ⁺⁵⁰ | 529 ⁺⁴ | 675 ⁻¹⁸ | 26-July-21 |
| 6 | Uttar Dinajpur | 19,384 ⁺⁷ | 19,016 ⁺¹⁰ | 233 | 135 ⁻³ | 26-July-21 |
| 7 | Dakshin Dinajpur | 16,879 ⁺² | 16,594 ⁺⁹ | 167 | 118 ⁻⁷ | 26-July-21 |
| 8 | Malda | 32,636 ⁺⁵ | 32,379 ⁺⁵ | 184 | 73 | 26-July-21 |
| 9 | Murshidabad | 33,570 ⁺² | 33,183 ⁺⁵ | 322 | 65 ⁻³ | 26-July-21 |
| 10 | Nadia | 68,919 ⁺³⁴ | 67,605 ⁺⁴⁶ | 688 ⁺¹ | 626 ⁻¹³ | 26-July-21 |
| 11 | Birbhum | 40,279 ⁺⁵ | 39,874 ⁺⁹ | 285 | 120 ⁻⁴ | 26-July-21 |
| 12 | Purulia | 19,141 ⁺⁵ | 18,970 ⁺⁴ | 112 | 59 ⁺¹ | 26-July-21 |
| 13 | Bankura | 34,386 ⁺²⁰ | 33,613 ⁺³⁹ | 259 | 514 ⁻¹⁹ | 26-July-21 |
| 14 | Jhargram | 11,125 ⁺²³ | 10,670 ⁺³³ | 26 | 429 ⁻¹⁰ | 26-July-21 |
| 15 | Paschim Medinipur | 50,539 ⁺⁴² | 49,274 ⁺⁵⁸ | 484 | 781 ⁻¹⁶ | 26-July-21 |
| 16 | Purba Medinipur | 60,250 ⁺⁴⁹ | 58,923 ⁺⁶³ | 369 ⁺¹ | 958 ⁻¹⁵ | 26-July-21 |
| 17 | Purba Bardhaman | 39,885 ⁺²⁵ | 39,292 ⁺³¹ | 179 ⁺¹ | 414 ⁻⁷ | 26-July-21 |
| 18 | Paschim Bardhaman | 56,191 ⁺¹⁶ | 55,600 ⁺¹⁸ | 346 ⁺¹ | 245 ⁻³ | 26-July-21 |
| 19 | Howrah | 94,356 ⁺⁴¹ | 92,275 ⁺⁴⁴ | 1,480 | 601 ⁻³ | 26-July-21 |
| 20 | Hooghly | 81,528 ⁺³⁸ | 79,969 ⁺⁴⁸ | 912 ⁺¹ | 647 ⁻¹¹ | 26-July-21 |
| 21 | North 24 Parganas | 3,18,763 ⁺⁸¹ | 3,12,962 ⁺⁹¹ | 4,558 | 1,243 ⁻¹⁰ | 26-July-21 |
| 22 | South 24 Parganas | 95,837 ⁺³⁸ | 93,948 ⁺⁴⁵ | 1,269 | 620 ⁻⁷ | 26-July-21 |
| 23 | Kolkata | 3,10,165 ⁺⁵⁴ | 3,04,511 ⁺⁷⁴ | 4,968 | 686 ⁻²⁰ | 26-July-21 |
| 24 | Other State | 66 | 63 | 3 | 0 | 6-Jun-20 |
| TOTAL | | 15,24,958⁺⁶⁶² | 14,95,483⁺⁸³⁸ | 18,095⁺¹⁰ | 11,380⁻¹⁸⁶ | |

#District Wise data is subject to verification and may change

#Daily increase/decrease with respect to previous day is in superscript as +/- (Eg: +4)

VII

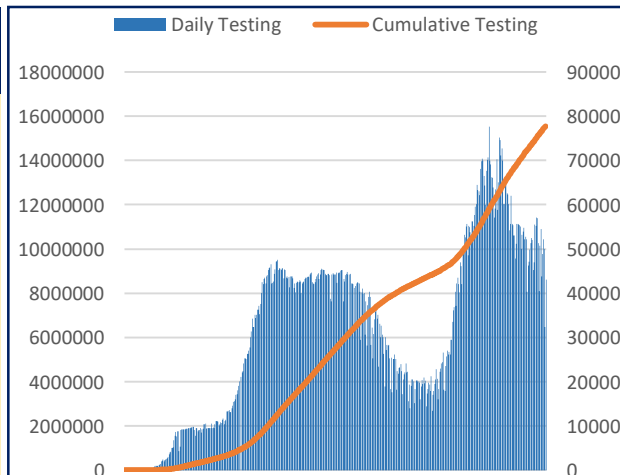
DAILY CUMULATIVE ACTIVE COVID-19 CASES



17th March 2020 to 27th July 2021

VIII

SAMPLES TESTED (Daily and Cumulative)



17th March 2020 to 27th July 2021



Department of Health & Family Welfare Govt. of West Bengal

WEST BENGAL COVID-19 HEALTH BULLETIN – 27th JULY 2021

IX

DETAILS OF TESTING LABS

| S. No. | Name of Testing Lab | District | Authority | Samples Tested | Testing Method | Functional WEF |
|--------|--|-------------------|--------------|----------------|----------------|-----------------|
| 1 | NICED | Kolkata | Central Govt | 3,01,601 | RT-PCR | Since Beginning |
| 2 | SSKM | Kolkata | State Govt | 4,22,494 | RT-PCR | 17-Mar-20 |
| 3 | Medinipur MCH | Paschim Midnapore | State Govt | 2,27,429 | RT-PCR | 24-Mar-20 |
| 4 | North Bengal MCH | Darjeeling | State Govt | 5,13,747 | RT-PCR | 29-Mar-20 |
| 5 | School of Tropical Medicine | Kolkata | State Govt | 3,07,244 | RT-PCR | 01-Apr-20 |
| 6 | Apollo Hospital | North 24 Pargana | PVT | 82,578 | RT-PCR | 06-Apr-20 |
| 7 | Tata Medical Centre | North 24 Pargana | PVT | 28,397 | RT-PCR | 06-Apr-20 |
| 8 | Malda MCH | Malda | State Govt | 3,66,716 | RT-PCR | 08-Apr-20 |
| 9 | Dr. Lal Pathlab | North 24 Pargana | PVT | 4,59,004 | RT-PCR | 17-Apr-20 |
| 10 | Command Hospital | Kolkata | Central Govt | 48,494 | RT-PCR | 17-Apr-20 |
| 11 | CNCI | Kolkata | Central Govt | 36,022 | RT-PCR | 22-Apr-20 |
| 12 | RG Kar MCH | Kolkata | State Govt | 3,45,839 | RT-PCR | 24-Apr-20 |
| 13 | SURAKSHA | North 24 Pargana | PVT | 2,65,180 | RT-PCR | 24-Apr-20 |
| 14 | Murshidabad MCH | Murshidabad | State Govt | 2,87,522 | RT-PCR | 26-Apr-20 |
| 15 | Peerless | Kolkata | PVT | 95,585 | RT-PCR | 30-Apr-20 |
| 16 | Burdwan MCH | Burdwan | State Govt | 2,79,622 | RT-PCR | 06-May-20 |
| 17 | MCH Kolkata | Kolkata | State Govt | 1,47,029 | RT-PCR | 08-May-20 |
| 18 | NRS MCH | Kolkata | State Govt | 1,86,597 | RT-PCR | 12-May-20 |
| 19 | Sanaka Hospitals | Paschim Burdwan | PVT | 1,41,377 | RT-PCR | 12-May-20 |
| 20 | Medica Hospital | Kolkata | PVT | 1,66,329 | RT-PCR | 15-May-20 |
| 21 | Bankura MCH | Bankura | State Govt | 2,66,913 | RT-PCR | 22-May-20 |
| 22 | Suri DH | Birbhum | State Govt | 1,81,914 | RT-PCR | 22-May-20 |
| 23 | Coochbehar GMCH | Cooch Bihar | State Govt | 2,66,018 | RT-PCR | 06-Jun-20 |
| 24 | COMJNM Kalyani | Nadia | State Govt | 2,43,479 | RT-PCR | 10-Jun-20 |
| 25 | Desun Hospital | Kolkata | PVT | 11,505 | RT-PCR | 17-Jun-20 |
| 26 | RN Tagore Hospital | Kolkata | PVT | 62,605 | RT-PCR | 24-Jun-20 |
| 27 | Raigunj MCH | Uttar Dinajpur | State Govt | 1,26,465 | RT-PCR | 26-Jun-20 |
| 28 | Jagannath Gupta Institute of Medical Sciences | South 24 Pargana | PVT | 8,985 | RT-PCR | 06-Jul-20 |
| 29 | ESI-PGIMSIR | Kolkata | PVT | 19,731 | RT-PCR | 16-Jul-20 |
| 30 | Remedy Lifecare, Kolkata | Kolkata | PVT | 20,048 | RT-PCR | 21-Jul-20 |
| 31 | AMRI Dhakuria | Kolkata | PVT | 75,515 | RT-PCR | 19-May-20 |
| 32 | Rampurhat MCH | Birbhum | State Govt | 1,50,204 | RT-PCR | 19-May-20 |
| 33 | CNMCH | Kolkata | State Govt | 1,15,761 | RT-PCR | 20-May-20 |
| 34 | DH GMCH | South 24 Pargana | State Govt | 2,47,795 | RT-PCR | 20-May-20 |
| 35 | COMSDH | North 24 Pargana | State Govt | 92,087 | RT-PCR | 27-May-20 |
| 36 | Purulia Govt. MCH | Purulia | State Govt | 1,56,085 | RT-PCR | 03-Jun-20 |
| 37 | SRL Lab | Kolkata | PVT | 3,02,720 | RT-PCR | 18-Jun-20 |
| 38 | Probe diagnostics | Kolkata | PVT | 72,665 | RT-PCR | 14-Aug-20 |
| 39 | Pulse Diagnostics | Kolkata | PVT | 1,10,618 | RT-PCR | 12-Sep-20 |
| 40 | RB Diagnostic Kolkata | Kolkata | PVT | 1,35,707 | RT-PCR | 20-Sep-20 |
| 41 | Purba Medinipur DH | Purba Midnapur | State Govt | 83,048 | RT-PCR | 24-Sep-20 |
| 42 | B.P. Poddar Hospital & Medical Research Ltd | Kolkata | PVT | 4,329 | RT-PCR | 27-Oct-20 |
| 43 | Swastik Clinic & Seva Sadan Pvt. Ltd., Birbhum | Birbhum | PVT | 1,329 | RT-PCR | 27-Oct-20 |
| 44 | Repromed Diagnostic Ltd | Kolkata | PVT | 35,086 | RT-PCR | 24-Sep-20 |
| 45 | Gouri Devi Institute of Medical Sciences | Purba Burdwan | PVT | 6,698 | RT-PCR | 07-Nov-20 |
| 46 | IQ City Medical College Durgapur | Paschim Burdwan | PVT | 18,366 | RT-PCR | 04-Dec-20 |
| 47 | Imambara DH, Hooghly | Hooghly | State Govt | 75,291 | RT-PCR | 15-Dec-20 |
| 48 | Saroj Gupta Cancer Center & Research Institute | Kolkata | PVT | 6,474 | RT-PCR | 23-Dec-20 |
| 49 | Lasco Medicare Pvt. Ltd. Howrah | Howrah | PVT | 16,394 | RT-PCR | 05-Jan-21 |
| 50 | Icare Institute of Medical Sciences and Research | Purba Midnapur | PVT | 7,194 | RT-PCR | 25-Jan-21 |
| 51 | Sanjiban Hospital, Howrah | Howrah | PVT | 9,100 | RT-PCR | 23-Feb-21 |
| 52 | GCC DNA Diagnostic Lab | South 24 Pargana | PVT | 3,645 | RT-PCR | 22-Apr-21 |
| 53 | Quadra Medical Services | Kolkata | PVT | 1,596 | RT-PCR | 01-May-21 |
| 54 | Hindlabs, Kolkata | North 24 Pargana | PVT | 14,548 | RT-PCR | 15-May-21 |
| 55 | Pathkind Lab, Kolkata | Kolkata | PVT | 10,419 | RT-PCR | 25-May-21 |
| 56 | KPC Medical College | Kolkata | PVT | 838 | RT-PCR | 1-Jun-21 |
| 57 | Krishna Medica Lab, Kolkata | Kolkata | PVT | 8,324 | RT-PCR | 2-Jun-21 |
| 58 | Institute of Neurosciences, Kolkata | Kolkata | PVT | 759 | RT-PCR | 4-Jun-21 |
| 59 | Life Cell International, Kolkata | North 24 Pargana | PVT | 6,277 | RT-PCR | 4-Jun-21 |
| 60 | The Apollo Clinic - Pvt.Ltd. | Kolkata | PVT | 2,187 | RT-PCR | 8-Jun-21 |
| 61 | Genu Path Labs | North 24 Pargana | PVT | 627 | RT-PCR | 27-Jun-21 |
| 62 | Dr. ABG's Pathoscan Center | Purba Burdwan | PVT | 629 | RT-PCR | 30-Jun-21 |
| 63 | Aloka Medicare Pvt Ltd | Kolkata | PVT | 357 | RT-PCR | 8-July-21 |
| 64 | Burnpur Hospital (SAIL-IISCO) | Paschim Burdwan | PVT | 670 | RT-PCR | 8-July-21 |
| 65 | Nirnayan Healthcare Pvt Ltd | North 24 Pargana | PVT | 676 | RT-PCR | 18-July-21 |

Note: Average tests per CBNAAT and TRUENAT machines are 32 per day and 16 per day respectively



Department of Health & Family Welfare Govt. of West Bengal

WEST BENGAL COVID-19 HEALTH BULLETIN – 27th JULY 2021

IX

DETAILS OF TESTING LABS

| S. No. | Name of Testing Lab | District | Authority | Samples Tested | Testing Method | Functional WEF |
|--------------|--|-------------------|--------------|--------------------|----------------|----------------|
| 66 | B M Birla Hospital | Kolkata | PVT | 669 | RT-LAMP | 7-Jun-21 |
| 67 | Agrasen Healthcare Centre | Jalpaiguri | PVT | 27 | RT-LAMP | 22-July-21 |
| 68 | AMRI Salt Lake | North 24 Pargana | PVT | 23,940 | CBNAAT | 01-May-20 |
| 69 | CMRI | Kolkata | PVT | 23,428 | CBNAAT | 13-May-20 |
| 70 | Asansol DH | Paschim Burdwan | State Govt | 31,770 | TRUENAT | 19-May-20 |
| 71 | Jhargram DH | Jhargram | State Govt | 2,754 | TRUENAT | 19-May-20 |
| 72 | Falakata SSH | Alipurduar | State Govt | 3,872 | TRUENAT | 20-May-20 |
| 73 | Balurghat DH | Dakshin Dinajpur | State Govt | 3,627 | TRUENAT | 22-May-20 |
| 74 | Serampore DH | Hooghly | State Govt | 1,214 | TRUENAT | 25-May-20 |
| 75 | Uluberia SSH | Howrah | State Govt | 1,977 | TRUENAT | 27-May-20 |
| 76 | Jangipur SDH | Murshidabad | State Govt | 1,685 | TRUENAT | 27-May-20 |
| 77 | Egra SDH | Purba Midnapur | State Govt | 823 | TRUENAT | 27-May-20 |
| 78 | MR Bangur Hospital | South 24 Pargana | State Govt | 417 | TRUENAT | 28-May-20 |
| 79 | Chanchal SDH | Malda | State Govt | 559 | TRUENAT | 28-May-20 |
| 80 | Biswa Bangla Krirangan COVID Hospital | Jalpaiguri | State Govt | 1,56,407 | TRUENAT | 31-May-20 |
| 81 | Woodlands | Kolkata | PVT | 14,273 | CBNAAT | 11-Jun-20 |
| 82 | Alipurduar DH | Alipurduar | State Govt | 1,585 | TRUENAT | 16-Jun-20 |
| 83 | Basirhat DH | North 24 Pargana | State Govt | 511 | TRUENAT | 19-Jun-20 |
| 84 | Anandaloke Sonoscan, Siliguri | Darjeeling | PVT | 18,140 | TRUENAT | 27-Jun-20 |
| 85 | Gangarampur SDH | Dakshin Dinajpur | State Govt | 1,313 | CBNAAT | 16-Jul-20 |
| 86 | Contai SDH | Purba Midnapur | State Govt | 1,902 | TRUENAT | 20-Jul-20 |
| 87 | ILS hospital | Kolkata | PVT | 3,881 | TRUENAT | 25-Jul-20 |
| 88 | Uttar Latabari DH | Alipurduar | State Govt | 238 | TRUENAT | 04-Aug-20 |
| 89 | Nandigram SSH/DH | Purba Midnapur | State Govt | 826 | TRUENAT | 04-Aug-20 |
| 90 | Panskura Hospital | Purba Midnapur | State Govt | 436 | TRUENAT | 06-Aug-20 |
| 91 | Chittaranjan Seva Sadan Hospital | Kolkata | State Govt | 1,743 | TRUENAT | 10-Aug-20 |
| 92 | Dr. PK Saha Hospital, Coochbihar | Cooch Bihar | PVT | 7,097 | TRUENAT | 11-Aug-20 |
| 93 | Salt Lake SDH | North 24 Pargana | State Govt | 847 | TRUENAT | 13-Aug-20 |
| 94 | Charnock Hospital | Kolkata | PVT | 9,275 | TRUENAT | 14-Aug-20 |
| 95 | Gabberia SGH | Howrah | State Govt | 613 | TRUENAT | 15-Aug-20 |
| 96 | Spandan Disgnostic Center | Paschim Midnapore | PVT | 10,739 | TRUENAT | 16-Aug-20 |
| 97 | Kakdwip SSH | South 24 Pargana | State Govt | 277 | TRUENAT | 17-Aug-20 |
| 98 | Mal SSH | Jalpaiguri | State Govt | 198 | TRUENAT | 18-Aug-20 |
| 99 | Howrah DH | Howrah | State Govt | 185 | TRUENAT | 21-Aug-20 |
| 100 | Spandan Hospital, Kolkata | North 24 Pargana | PVT | 4,494 | TRUENAT | 01-Sep-20 |
| 101 | Sagarighi SSH | Murshidabad | State Govt | 593 | TRUENAT | 02-Sep-20 |
| 102 | Domkal SSH | Murshidabad | State Govt | 164 | TRUENAT | 06-Sep-20 |
| 103 | Udaynarayanpur SGH Howrah | Howrah | State Govt | 53 | TRUENAT | 07-Sep-20 |
| 104 | GD Hospital & Diabetes Institute, Howrah | Kolkata | PVT | 2,698 | CBNAAT | 08-Sep-20 |
| 105 | Nightingale Diagnostic & Medicare Centre | Kolkata | PVT | 12,115 | TRUENAT | 12-Sep-20 |
| 106 | Bhagirathi Neotia Woman * Child Care Centre | North 24 Pargana | PVT | 1,140 | CBNAAT | 16-Sep-20 |
| 107 | Krishnanagar DTC | Nadia | State Govt | 172 | TRUENAT | 29-Sep-20 |
| 108 | Mission Hospital, Durgapur | Paschim Burdwan | PVT | 19,639 | TRUENAT | 29-Sep-20 |
| 109 | Medinova, Kolkata | Kolkata | PVT | 5,573 | TRUENAT | 01-Oct-20 |
| 110 | MSS Bansal Medical, Kolkata | Kolkata | PVT | 15,198 | TRUENAT | 02-Oct-20 |
| 111 | TLJ, SGH, Howrah | Howrah | PVT | 341 | TRUENAT | 02-Oct-20 |
| 112 | Narayan Memorial Hospital, Kolkata | Kolkata | PVT | 1,138 | TRUENAT | 02-Oct-20 |
| 113 | Kalimpong DH | Kalimpong | State Govt | 459 | TRUENAT | 06-Oct-20 |
| 114 | Mirik BPHC, Darjeeling | Darjeeling | State Govt | 136 | TRUENAT | 09-Oct-20 |
| 115 | Barjore SSH, Bankura | Bankura | State Govt | 397 | TRUENAT | 11-Oct-20 |
| 116 | Darjeeling DH | Darjeeling | State Govt | 431 | TRUENAT | 11-Oct-20 |
| 117 | Metropolis Kolkata | Kolkata | PVT | 87,681 | TRUENAT | 14-Oct-20 |
| 118 | Laboratory Services, Healthworld Hospitals, Durgapur | Paschim Burdwan | PVT | 7,411 | TRUENAT | 04-Dec-20 |
| 119 | Neotia Getwel Healthcare Centre, Siliguri | Darjeeling | PVT | 2,521 | CBNAAT | 09-Jan-21 |
| 120 | Arogya Niketan Nursing Home | Darjeeling | PVT | 3,758 | TRUENAT | 16-Jan-21 |
| 121 | Ruby General Hospital | Kolkata | PVT | 2,919 | CBNAAT | 20-Jan-21 |
| 122 | Cliniprfect Polyclinic and Diagnostics | North 24 Pargana | PVT | 1,491 | TRUENAT | 23-Feb-21 |
| 123 | 10 Air Force Hospital, Hasimara | Alipurduar | Central Govt | 997 | TRUENAT | 23-Apr-21 |
| 124 | 4 Air Force Hospital, Midnapore | Paschim Midnapore | Central Govt | 1,425 | TRUENAT | 23-Apr-21 |
| 125 | 164 Military Hospital, Binnaguri | Jalpaiguri | Central Govt | 1,710 | TRUENAT | 23-Apr-21 |
| 126 | Central Hospital, SE Railway, Kolkata | Kolkata | Central Govt | 1,122 | CBNAAT | 23-Apr-21 |
| 127 | Zenith super speciality hospital | Kolkata | PVT | 2,928 | TRUENAT | 23-Apr-21 |
| 128 | Alipurduar Railway Hospital | Alipurduar | Central Govt | 2,383 | TRUENAT | 23-Apr-21 |
| 129 | Sonoscan Healthcare Pvt Ltd | Malda | PVT | 5 | TRUENAT | 27-July-21 |
| 130 | <i>Antigen Test done within the State</i> | | State Govt | 68,32,189 | - | - |
| 131 | <i>Samples Tested in Labs Outside the State</i> | | PVT | 5,22,982 | RT-PCR | - |
| TOTAL | | | | 1,55,53,998 | - | - |

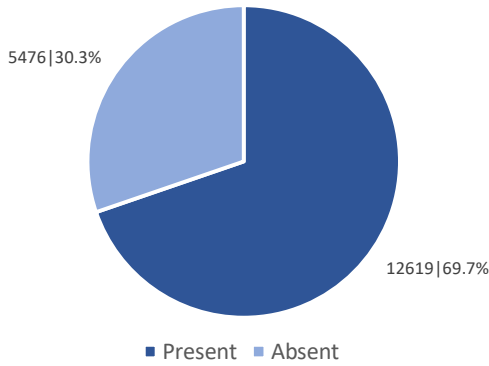
Note: Average tests per CBNAAT and TRUENAT machines are 32 per day and 16 per day respectively



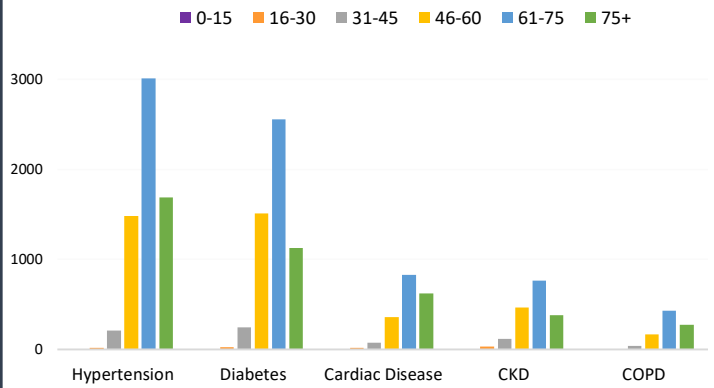
WEST BENGAL COVID-19 HEALTH BULLETIN – 27th JULY 2021

X

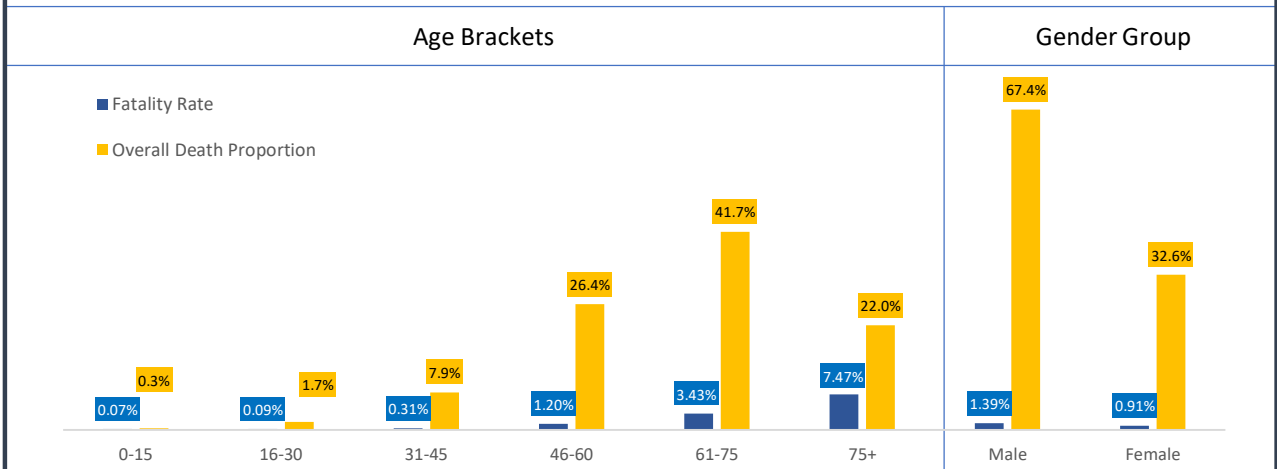
Comorbidity Status in Deceased Cases (n=18,095)



Age Group Wise Comorbidities Among Deceased

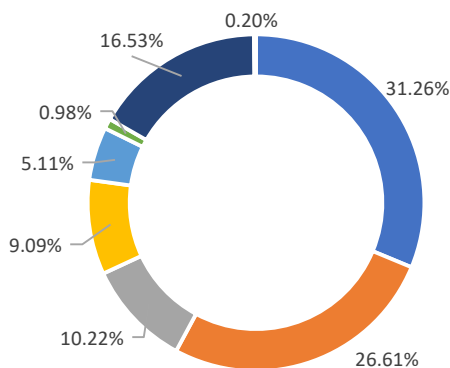


Fatality Rate & Death Proportion in Respective Age Brackets & Gender Groups

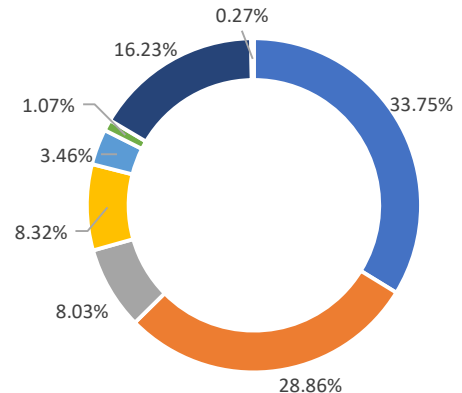


*The blue data label shows the fatality rate in respective age/gender group i.e. no. of deaths as a proportion of total infections in respective age/gender group
**The orange data label shows the proportion of total deaths in respective age/gender group

Share of Comorbidities in Male



Share of Comorbidities in Female



■ Hypertension ■ Diabetes ■ Cardiac Disease ■ CKD ■ COPD ■ Malignancy ■ Other ■ on Dialysis

FATALITY ANALYSIS



Department of Health & Family Welfare Govt. of West Bengal

WEST BENGAL COVID-19 HEALTH BULLETIN – 27th JULY 2021

XI

EQUIPMENT AND CONSUMABLE SUPPLY

| S. No | Consumable | Ordered by State Govt. | Received Yesterday | Total Received by State Govt. | Order Pending |
|-------|---------------------------|------------------------|--------------------|-------------------------------|---------------|
| 1 | PPEs | 42.10 L | 2,000 | 31.15 L | 10.95 L |
| 2 | N95/FFP2 Masks | 63.20 L | 10,000 | 60.49 L | 2.71 L |
| 3 | Regular Masks | 128.84 L | 20,000 | 127.30 L | 1.54 L |
| 4 | Hand Sanitizers (In Ltrs) | 5.81 L | 1,000 | 5.76 L | 0.05 L |
| 5 | Gloves | 125.00 L | 20,000 | 118.00 L | 7.00 L |
| 6 | Thermal Guns | 20,000 | NIL | 20,000 | NIL |

| S. No | Equipment | Number |
|-------|--|--------|
| 1 | Total Number of HFNO | 470 |
| 2 | Total Number of Oxygen Concentrators | 5,644 |
| 3 | Total Number of functional MGPS | 111 |
| 4 | Total Number of functional LMO Tanks | 9 |
| 5 | Total Number of functional PSA plants | 8 |
| 6 | Total Number of Ventilators in COVID Hospitals | 1,298 |

XII

DEDICATED COVID-19 HELPLINE (24 X 7)

1. Dedicated COVID-19 Helpline : **1800 313 444 222**
2. Direct Telemedicine Line : **033 23576001**
3. Ambulance Service : **033 40902929**
4. COVID Telemedicine App "[Covid Telemedicine WB](#)" on Google Play Store
 - These services include allocation of beds in Govt. hospitals and Safe Homes
 - Telemedicine for citizens at large and those in home isolation
 - Ambulance service includes guidance and provision of Govt. ambulance
5. Tele-Psychological counselling services have started since August 1st, 2020.

| General Queries | | | |
|--------------------------------|---|--|-----------|
| 1 | A | Total Queries addressed in last 24 hours | 2817 |
| | B | Total Queries addressed till 26 th July | 20,46,364 |
| Telemedicine | | | |
| 2 | A | Total consultations given in last 24 hours | 1,615 |
| | B | Total consultations given till 26 th July | 8,17,467 |
| Ambulance Services | | | |
| 3 | A | Ambulances assigned in last 24 hours | 398 |
| | B | Total calls received in last 24 hours | 398 |
| Tele-Psychological Counselling | | | |
| 4 | A | Counselling given in last 24 hours | 632 |
| | B | Counselling given till 26 th July | 4,02,822 |

State Government Interventions :

- Status of availability of beds for Covid positive patients in government and private hospitals along with information on other related services are available at <https://icms.wb.gov.in>
- Safe Homes : An initiative by the Government of West Bengal for care and treatment of asymptomatic/mild symptomatic COVID patients for whom home isolation is not possible /advisable
- As per State Government advisory Satellite Health Facilities are being developed by private hospitals in close vicinity of their hospitals as separate health facility for treatment of asymptomatic/mild symptomatic COVID patients. This intervention is expected to free beds in the hospitals for serious patients.

All the guidelines and orders relating to Covid-19 are posted on www.wbhealth.gov.in

You can follow us on :

Facebook at: <https://www.facebook.com/wbdhfw/>

Twitter at: <https://twitter.com/wbdhfw>