



Department of Health & Family Welfare Govt. of West Bengal

WEST BENGAL COVID-19 HEALTH BULLETIN - 26th JULY 2020

Active COVID-19 Cases as on 26th July: 19,595

COVID 19 STATUS

S. No	Subject	Number
1	Total COVID-19 Cases till 25 th July	56,377
2	New COVID-19 Cases on 26 th July	2,341
3	Total COVID-19 Cases till 26th July (1+2)	58,718
4	Total Discharged	37,751 (+2,097)
5	Total Deaths as on 26 th July*	1,372 (+40)
6	Active COVID-19 Cases as on 26th July	19,595 (+204)
7	Discharge Rate (4/3)	64.29%

Note: All figures updated till 9AM, 26th July

#Daily increase/decrease with respect to previous day is shown as (+/-)

*Complete analysis can be referred from **Section X**, (Page no. 5)

TESTING SNAPSHOT

S. No	Subject	Number
1	Samples Tested till 25 th July	7,89,140
2	Samples Tested on 26 th July	16,045
3	Total Number of Samples Tested till 26th July (1+2)	8,05,185
4	Tests per Million population	8,947
5	% of Positive Cases out of Samples Tested	7.29%
6	Total Testing Laboratories*	56
7	Testing Laboratories added this week	2
8	Testing Laboratories pending approval	1

*Detailed breakup of these laboratories is given on **Page 4**

INFRASTRUCTURE DETAILS

S. No	Subject	Number
1	Total Number of Hospitals dedicated for treating COVID-19	81
2	Total Number of Govt. Hospitals dedicated for treating COVID-19	27
3	Total Number of Pvt. Hospitals requisitioned for treating COVID-19	54
4	Total Number of earmarked COVID-19 Beds	11,239
5	% Occupancy in COVID Beds	42.32%
6	Total ICU Beds in the COVID Hospitals	948
7	Total Number of Ventilators in the COVID Hospitals	395

IV

QUARANTINE DETAILS

Institutional Quarantine		
1	Total Govt. Quarantine Centres	582
2	Total number of people in Govt. Quarantine Centres	3,470
3	Total number of people released from Govt. Quarantine Centres	1,04,468
Home Quarantine		
1	Total Home Quarantined People	3,98,012
2	Total number of people currently in Home Quarantine	34,291
3	Total number of people released from Home Quarantine Centres	3,63,721
Safe Homes		
1	Total Number of Safe Homes	106
2	Total Number of Beds in Safe Homes	6,908
3	Total Number of Patients in Safe Homes currently	1,413



Department of Health & Family Welfare Govt. of West Bengal

WEST BENGAL COVID-19 HEALTH BULLETIN - 26th JULY 2020

V

DISTRICT SNAPSHOT#

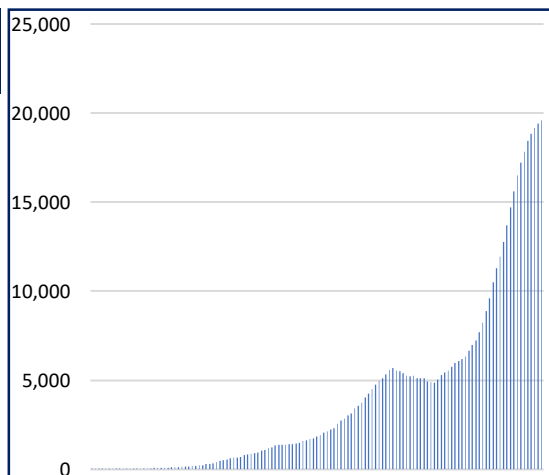
1	2	3	4	5	6 = 3-4-5	7
S. No	District	Total Cases	Total Discharged	Total Deaths	Total Active Cases	Last Reported Case
1	Alipurduar	267 ⁺²³	216 ⁺⁵	1	50 ⁺¹⁸	25-July
2	Coochbehar	551 ⁺¹²	400 ⁺⁶	1	150 ⁺⁶	25-July
3	Darjeeling	1,805 ⁺¹²³	1,224 ⁺¹⁰¹	17 ⁺²	564 ⁺²⁰	25-July
4	Kalimpong	82 ⁺⁵	63 ⁺⁵	1	18	25-July
5	Jalpaiguri	1,140 ⁺⁶⁸	734 ⁺⁸⁵	9	397 ⁻¹⁷	25-July
6	Uttar Dinajpur	863 ⁺²³	533 ⁺³⁵	6 ⁺¹	324 ⁻¹³	25-July
7	Dakshin Dinajpur	999 ⁺³⁷	767 ⁺¹³⁹	5	227 ⁻¹⁰²	25-July
8	Malda	2,053 ⁺³⁶	1,674 ⁺⁸⁶	9	370 ⁻⁵⁰	25-July
9	Murshidabad	645 ⁺²⁷	455 ⁺³⁴	7	183 ⁻⁷	25-July
10	Nadia	808 ⁺⁶⁴	528 ⁺¹⁰	9	271 ⁺⁵⁴	25-July
11	Birbhum	456 ⁺¹⁹	349	4	103 ⁺¹⁹	25-July
12	Purulia	174 ⁺²	122 ⁺²	0	52	25-July
13	Bankura	527 ⁺³⁹	370 ⁺¹⁰	0	157 ⁺²⁹	25-July
14	Jhargram	28	28	0	0	15-July
15	Paschim Medinipur	990 ⁺²⁴	694 ⁺⁴⁵	13	283 ⁻²¹	25-July
16	Purba Medinipur	1,305 ⁺³⁷	736 ⁺²⁶	11	558 ⁺¹¹	25-July
17	Purba Bardhaman	633 ⁺⁴⁵	373 ⁺⁵⁹	4	256 ⁻¹⁴	25-July
18	Paschim Bardhaman	645 ⁺¹⁶	305 ⁺¹⁵	8	332 ⁺¹	25-July
19	Howrah	6,753 ⁺²⁹¹	4,564 ⁺¹⁴⁶	178 ⁺⁹	2,011 ⁺¹³⁶	25-July
20	Hooghly	2,877 ⁺¹²⁷	1,872 ⁺¹³⁶	53 ⁺²	952 ⁻¹¹	25-July
21	North 24 Parganas	12,408 ⁺⁵⁴²	7,432 ⁺⁵³⁰	274 ⁺⁵	4,702 ⁺⁷	25-July
22	South 24 Parganas	4,442 ⁺¹³³	2,900 ⁺¹⁰⁹	73 ⁺⁴	1,469 ⁺²⁰	25-July
23	Kolkata	18,201 ⁺⁶⁴⁸	11,349 ⁺⁵¹³	686 ⁺¹⁷	6,166 ⁺¹¹⁸	25-July
24	Other State	66	63	3	0	6-Jun
TOTAL		58,718^{+2,341}	37,751^{+2,097}	1,372⁺⁴⁰	19,595⁺²⁰⁴	

#District Wise data is subject to verification and may change

#Daily increase/decrease with respect to previous day is in superscript as +/- (Eg: ⁺⁴)

VI

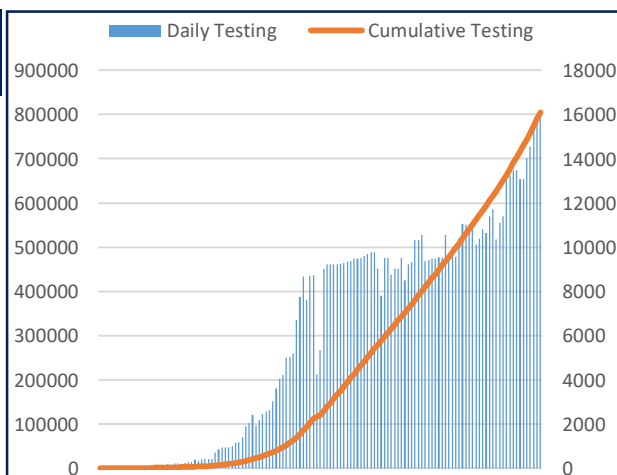
DAILY CUMULATIVE ACTIVE COVID-19 CASES



17th March to 26th July

VII

SAMPLES TESTED (Daily and Cumulative)



17th March to 26th July



Department of Health & Family Welfare
Govt. of West Bengal

WEST BENGAL COVID-19 HEALTH BULLETIN - 26th JULY 2020

VIII

UNIT WISE EQUIPMENT SUPPLY (CUMULATIVE)

S. No.	Unit Name	PPE	N95/FFP2	Regular Masks		Gloves	Sanitizer (In ltr.)
				Reusable Mask	Disposable Mask		
1	Alipurduar	11,800	13,650	13,400	68,400	44,700	3,142.0
2	Bankura	20,250	19,700	20,800	72,050	44,200	4,548.0
3	Birbhum	21,450	13,200	22,400	42,550	4,200	4,071.0
4	Bishnupur HD	8,350	15,900	38,100	70,750	62,500	4,261.0
5	Coochbehar	22,100	13,850	22,700	23,100	4,700	2,304.0
6	Dakshin Dinajpur	11,900	11,050	21,500	66,100	45,700	3,671.0
7	Darjeeling	23,250	19,650	22,900	24,200	6,700	4,098.0
8	Diamond Harbour HD	23,250	13,100	23,500	58,550	33,500	2,534.0
9	Hooghly	23,870	16,750	33,000	57,200	50,600	5,241.0
10	Howrah	56,950	35,500	40,780	87,050	1,08,200	4,531.0
11	Jalpaiguri	19,800	17,600	39,400	60,000	8,700	3,563.0
12	Jhargram	7,550	6,800	21,890	36,550	23,200	2,793.0
13	Kalimpong	11,650	12,300	19,000	39,550	8,200	2,870.5
14	Malda	16,100	14,700	26,000	55,100	57,700	5,401.0
15	Murshidabad	15,833	21,980	36,700	67,100	20,700	8,180.0
16	Nadia	34,570	16,740	33,800	77,050	72,200	3,931.0
17	North 24 Parganas	33,800	25,540	30,440	73,500	35,700	5,733.5
18	Basirhat HD	22,820	20,730	29,280	82,050	93,500	2,897.0
19	Paschim Bardhaman	20,150	15,900	17,580	42,000	55,400	1,257.0
20	Paschim Medinipur	14,150	20,800	30,590	63,050	64,200	4,035.0
21	Purba Bardhaman	26,150	19,100	23,800	65,050	64,200	4,843.0
22	Purba Medinipur	24,050	14,500	28,220	15,050	10,600	1,731.0
23	Nandigram HD	9,750	14,700	26,140	75,050	51,200	5,429.0
24	Purulia	26,950	16,000	41,200	75,550	57,700	5,771.0
25	Rampurhat HD	14,650	11,900	22,800	31,550	30,500	3,187.0
26	South 24 Parganas	19,750	14,800	22,900	44,050	24,200	1,641.0
27	Uttar Dinajpur	27,250	20,350	37,600	61,550	32,700	3,703.0
28	Bankura S MC&H	9,500	20,150	10,200	87,000	92,500	1,060.0
29	Coochbehar MC&H	9,800	7,900	13,600	31,000	43,000	1,992.0
30	NB MC&H	20,350	32,600	19,000	1,02,200	95,000	3,890.0
31	Diamond Harbour MC&H	8,800	10,000	9,600	74,000	82,500	1,698.0
32	Malda MC&H	11,300	28,300	12,100	1,08,000	1,08,500	2,918.0
33	Murshidabad MC&H	18,630	24,450	13,600	52,500	70,500	1,490.0
34	Bardhaman MC&H	14,400	17,600	17,500	83,000	85,500	2,298.0
35	Medinipur MC&H	20,700	23,300	24,100	1,11,500	74,500	4,798.0
36	Purulia MC&H	8,800	11,700	51,600	67,000	56,500	1,898.0
37	Rampurhat MC&H	14,400	12,900	16,600	26,500	29,500	6,398.0
38	Raiganj MC&H	7,600	7,400	10,100	25,000	26,500	1,190.0
39	JNM MC&H	11,500	12,500	17,000	35,000	15,500	1,272.0
40	Sagar Dutta MC&H	18,620	18,330	17,600	66,050	81,500	3,378.0
41	ID & BG Hospital	33,050	32,800	18,600	69,100	44,500	2,671.0
42	RG Kar MCH	25,850	34,000	15,800	1,57,050	1,62,700	4,207.0
43	NRS MCH	30,250	27,500	27,300	68,050	47,500	3,140.0
44	IPGMER & SSKMH	59,400	49,590	46,100	2,40,550	2,34,500	6,567.0
45	Medical College, Kolkata	66,450	56,000	18,800	1,31,050	1,82,500	3,912.0
46	CNMCH	34,350	27,800	21,150	1,01,500	26,500	2,972.0
47	Other Govt Dept/Institutions	2,21,826	1,99,090	1,60,508	4,33,426	4,72,502	30,453.3
48	Stock in hand-In Transit	6,75,543	1,58,340	3,88,081	10,38,982	3,85,408	32,220.9
TOTAL		18,89,262	12,69,040	16,75,359	46,42,208	35,33,210	2,25,790.2

*In addition to State supply, local procurement is also done.



Department of Health & Family Welfare Govt. of West Bengal

WEST BENGAL COVID-19 HEALTH BULLETIN - 26th JULY 2020

IX

DETAILS OF TESTING LABS

S. No.	Name of Testing Lab	Samples Tested	Method of Testing	Functional WEF
1	NICED	66,725	RT-PCR	Since Beginning
2	SSKM	69,991	RT-PCR	17-Mar
3	Medinipur MCH	60,375	RT-PCR	24-Mar
4	North Bengal MCH	77,527	RT-PCR	29-Mar
5	School of Tropical Medicine	38,325	RT-PCR	1-Apr
6	Apollo Hospital	8,361	RT-PCR	6-Apr
7	Tata Medical Centre	7,258	RT-PCR	6-Apr
8	Malda MCH	44,949	RT-PCR	8-Apr
9	Dr. Lal Pathlab	68,337	RT-PCR	17-Apr
10	Command Hospital	6,294	RT-PCR	17-Apr
11	CNCI	5,923	RT-PCR	22-Apr
12	RG Kar MCH	56,542	RT-PCR	24-Apr
13	SURAKSHA	33,949	RT-PCR	24-Apr
14	Murshidabad MCH	38,265	RT-PCR	26-Apr
15	Peerless	9,071	RT-PCR	30-Apr
16	Burdwan MCH	31,357	RT-PCR	6-May
17	MCH Kolkata	10,577	RT-PCR	8-May
18	NRS MCH	18,803	RT-PCR	12-May
19	Sanaka Hospitals	32,293	RT-PCR	12-May
20	Medica Hospital	22,759	RT-PCR	15-May
21	Bankura MCH	21,464	RT-PCR	22-May
22	Suri DH	16,169	RT-PCR	22-May
23	Coochbehar GMCH	466	RT-PCR	6-Jun
24	COMJNM Kalyani	13,849	RT-PCR	10-Jun
25	Desun Hospital	735	RT-PCR	17-Jun
26	RN Tagore Hospital	2,214	RT-PCR	24-Jun
27	Raigunj MCH	5,777	RT-PCR	26-Jun
28	Jagannath Gupta Institute of Medical Sciences	334	RT-PCR	6-Jul
29	ESI-Postgraduate Institute of Medical Science and Research	843	RT-PCR	16-Jul
30	Remedy Lifecare, Kolkata	164	RT-PCR	21-Jul
31	AMRI Salt Lake	2,776	CBNAAT	1-May
32	CMRI	2,058	CBNAAT	13-May
33	AMRI Dhakuria	4,846	TRUENAT	19-May
34	Asansol DH	1,022	TRUENAT	19-May
35	Jhargram DH	519	TRUENAT	19-May
36	Rampurhat MCH	1,151	TRUENAT	19-May
37	CNMCH	1,291	TRUENAT	20-May
38	Falakata SSH	1,974	TRUENAT	20-May
39	DH GMCH	510	TRUENAT	20-May
40	Balurghat DH	1,291	TRUENAT	22-May
41	Serampore DH	837	TRUENAT	25-May
42	Uluberia SSH	614	TRUENAT	27-May
43	Jangipur SDH	489	TRUENAT	27-May
44	Egra SDH	305	TRUENAT	27-May
45	COMSDH	306	CBNAAT	27-May
46	MR Bangur Hospital	209	TRUENAT	28-May
47	Chanchal SDH	241	TRUENAT	28-May
48	Biswa Bangla Krirangan COVID Hospital	1,038	TRUENAT	31-May
49	Purulia Govt. MCH	865	TRUENAT	3-Jun
50	Woodlands	495	CBNAAT	11-Jun
51	Alipurduar DH	932	TRUENAT	16-Jun
52	SRL Lab	458	CBNAAT	18-Jun
53	Basirhat DH	142	TRUENAT	19-Jun
54	Anandaloke Sonoscan, Siliguri	232	TRUENAT	27-Jun
55	Gangarampur SDH	175	CBNAAT	16-Jul
56	Contai SDH	94	TRUENAT	20-Jul
57	Samples Tested in Labs Outside the State	10,619	RT-PCR	-
TOTAL		8,05,185		

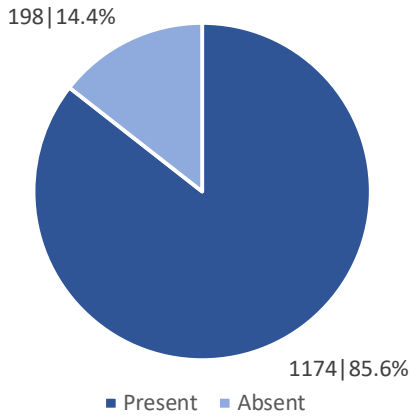
Note: Average tests per CBNAAT and TRUENAT machines are 32 per day and 16 per day respectively



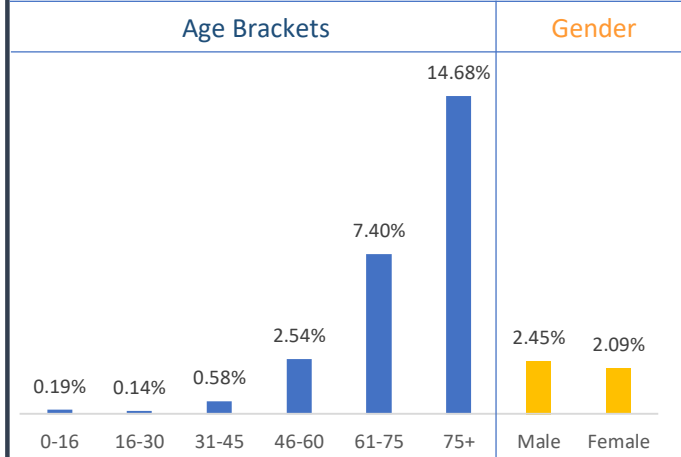
WEST BENGAL COVID-19 HEALTH BULLETIN - 26th JULY 2020

X

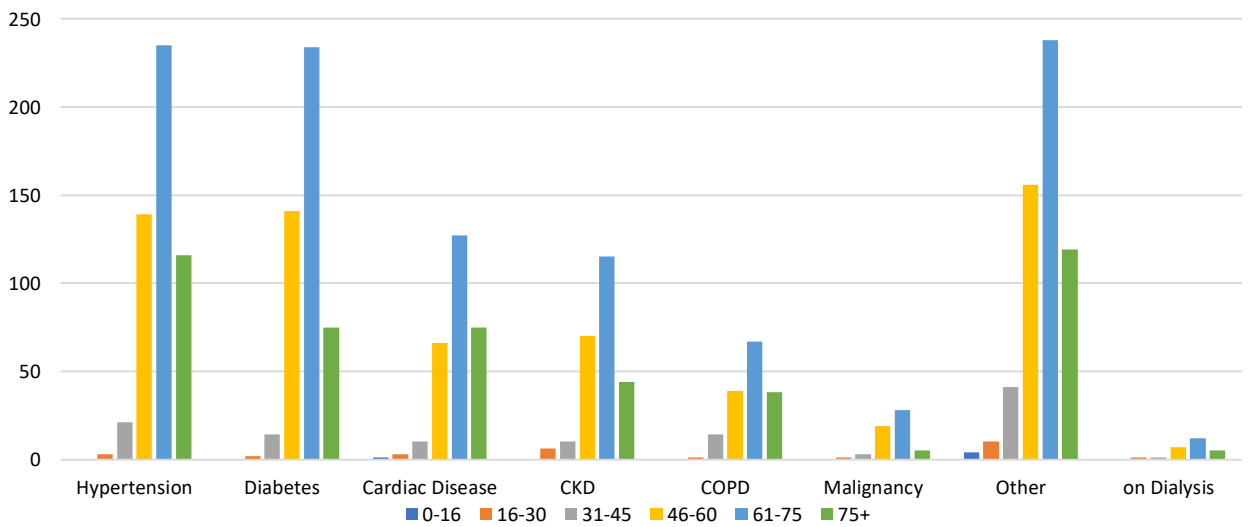
Comorbidity Status in Deceased Cases (n=1,372)



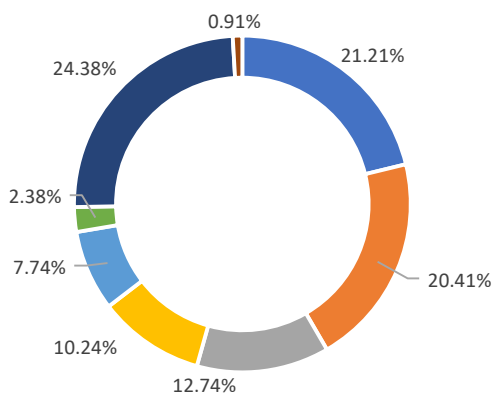
Fatality Rate in Respective Age Brackets & Gender Group



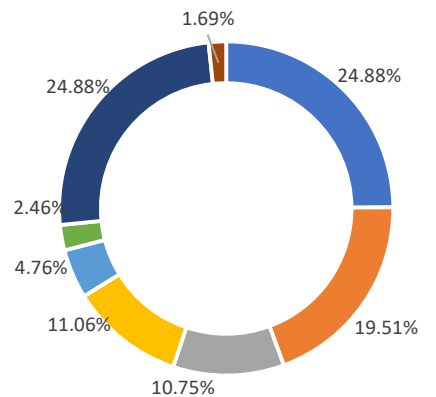
Age Group Wise Comorbidities Among Deceased



Share of Comorbidities in Male



Share of Comorbidities in Female



■ Hypertension ■ Diabetes ■ Cardiac Disease ■ CKD ■ COPD ■ Malignancy ■ Other ■ on Dialysis

FATALITY ANALYSIS



Department of Health & Family Welfare Govt. of West Bengal

WEST BENGAL COVID-19 HEALTH BULLETIN - 26th JULY 2020

XI EQUIPMENT SUPPLY	S. No	Equipment	Ordered by State Govt.	Received Yesterday	Total Received by State Govt.	Order Pending
	1	PPEs	23.60 L	10,000	18.18 L	5.42 L
	2	N95/FFP2 Masks	37.50 L	10,000	11.73 L	25.77 L
	3	Regular Masks	49.50 L	22,000	42.90 L	6.60 L
	4	Hand Sanitizers (In Ltrs.)	2.51 L	1,000	2,08,000	43,000
	5	Gloves	39.50 L	20,000	32.20 L	7.30 L
	6	Thermal Guns	20,000	NIL	20,000	NIL

XII STATE GOVT. INTERVENTIONS	STATE GOVT. INTERVENTIONS					
<ul style="list-style-type: none">• Treatment is free for all patients in all Government Hospitals• Govt has requisitioned private hospitals as COVID hospitals• Govt reimburses these hospitals at already notified rates• Status of availability of beds for COVID positive patients in government and private hospitals is available at Health & FW Department's website: www.wbhealth.gov.in• Safe Homes : An initiative by the Government of West Bengal for care and treatment of asymptomatic/mild symptomatic COVID patients for whom home isolation is not possible /advisable• As per State Government advisory Satellite Health Facilities are being developed by private hospitals in close vicinity of their hospitals as separate health facility for treatment of asymptomatic/mild symptomatic COVID patients. This intervention is expected to free beds in the hospitals for serious patients.						

In the background of the COVID-19 outbreak, the general public is advised to adhere to health advisories issued by the State Government. All the guidelines and orders relating to Covid-19 are posted on www.wbhealth.gov.in

For COVID related queries call

24/7 Helpline: 1800 313 444 222 (Toll free);

033 2341 2600

Control Room: 1083 / 1085

You can follow us on :

Facebook at: <https://www.facebook.com/wbdhfw/>

Twitter at: <https://twitter.com/wbdhfw>