



Department of Health & Family Welfare Govt. of West Bengal

WEST BENGAL COVID-19 HEALTH BULLETIN – 26th JAN 2022

COVID 19 STATUS

S. No	Subject	Number
1	New COVID-19 Cases on 26 th Jan	4,969
2	Total COVID-19 Cases till 26th Jan	19,79,254
3	Total Discharged	18,91,440 (+17,734)
4	Total Deaths as on 26 th Jan*	20,445 (+34)
5	Active COVID-19 Cases as on 26th Jan	67,369 (-12,799)
6	Discharge Rate (3/2)	95.56%
7	Fatality Rate (4/2)	1.03%

Note: All figures updated till 9AM, 26th Jan

#Daily increase/decrease with respect to previous day is shown as (+/-)

*Complete analysis can be referred from **Section X**, (Page no. 5)

TESTING SNAPSHOT

S. No	Subject	Number
1	Samples Tested on 26 th Jan	67,862
2	Total Number of Samples Tested till 26th Jan	2,29,62,130
3	Positivity Rate as on 26th Jan	7.32%
4	Tests per Million population	2,55,135
5	Total Testing Laboratories*	159
6	RT-PCR/Antigen Test Ratio	32:68

*Detailed breakup of these laboratories is given on **Page 3 and Page 4**

TREATMENT INFRASTRUCTURE SNAPSHOT

S. No	Subject	Number
1	Total Number of Hospitals dedicated for treating COVID-19	203
2	Total Number of Govt. Hospitals dedicated for treating COVID-19	196
3	Total Number of Pvt. Hospitals requisitioned for treating COVID-19	7
4	Total Number of earmarked COVID-19 Beds	23,947
5	% Occupancy in COVID Beds	4.60%
6	Total ICU/HDU Beds in the COVID Hospitals	4,139
7	Total Number of Safe Homes	200
8	Total Number of Beds in Safe Homes	11,507

ACTIVE CASES SNAPSHOT

S. No	Subject	Number
1	Total number of people currently in Home Isolation	64,692
2	Total Number of Patients in Hospitals	2,478
3	Total Number of Patients in Safe Homes	199

VACCINATION STATUS

S. No	Subject	Number
1	Total Number of people vaccinated on 26 th Jan	6,33,360
2	First Dose on 26 th Jan	75,049
3	Second Dose on 26 th Jan	5,05,677
4	Precaution Dose on 26 th Jan	52,634
5	Cumulative Vaccination till 26 th Jan	11,82,73,919
6	Cumulative Vaccination First Dose	6,87,58,764
7	Cumulative Vaccination Second Dose	4,88,36,608
8	Cumulative Precaution Dose	6,78,547
9	Number of CVC (Common Vaccination Centres)	5,666
10	Cumulative AEFI cases reported	6,690
11	Vaccine wastage	-7%



Department of Health & Family Welfare Govt. of West Bengal

WEST BENGAL COVID-19 HEALTH BULLETIN – 26th JAN 2022

VI

DISTRICT COVID-19 STATUS#

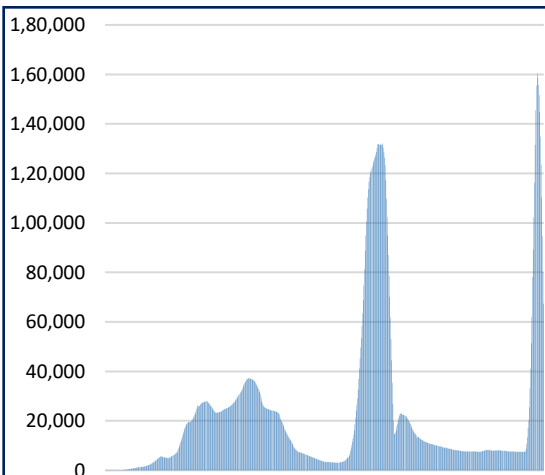
1	2	3	4	5	6 = 3-4-5	7
S. No	District	Total Cases	Total Discharged	Total Deaths	Total Active Cases	Last Reported Case
1	Alipurduar	17,737 ⁺¹¹⁰	16,953 ⁺¹⁶²	103	681 ⁻⁵²	25-Jan-22
2	Coochbehar	32,629 ⁺¹⁴⁶	31,575 ⁺²³⁰	101	953 ⁻⁸⁴	25-Jan-22
3	Darjeeling	66,838 ⁺¹²⁴	63,925 ⁺⁶³⁰	571 ⁺¹	2,342 ⁻⁵⁰⁷	25-Jan-22
4	Kalimpong	8,086 ⁺⁴²	7,724 ⁺⁷⁵	56	306 ⁻³³	25-Jan-22
5	Jalpaiguri	47,795 ⁺¹⁷⁰	45,613 ⁺⁴⁰⁰	611 ⁺⁷	1,571 ⁻²³⁷	25-Jan-22
6	Uttar Dinajpur	24,485 ⁺⁹³	23,038 ⁺³¹³	253	1,194 ⁻²²⁰	25-Jan-22
7	Dakshin Dinajpur	22,190 ⁺¹²⁷	20,966 ⁺²⁶⁰	183 ⁺¹	1,041 ⁻¹³⁴	25-Jan-22
8	Malda	43,141 ⁺²³⁴	40,603 ⁺⁵⁹⁹	193 ⁺¹	2,345 ⁻³⁶⁶	25-Jan-22
9	Murshidabad	40,744 ⁺¹²⁵	38,906 ⁺³⁹¹	335	1,503 ⁻²⁶⁶	25-Jan-22
10	Nadia	85,622 ⁺²⁹⁶	82,179 ⁺⁶³⁴	914	2,529 ⁻³³⁸	25-Jan-22
11	Birbhum	56,061 ⁺³¹⁹	52,484 ⁺⁸³³	328 ⁺³	3,249 ⁻⁵¹⁷	25-Jan-22
12	Purulia	23,694 ⁺⁷²	22,630 ⁺²⁴⁹	118	946 ⁻¹⁷⁷	25-Jan-22
13	Bankura	42,623 ⁺²⁹¹	40,804 ⁺³⁵⁶	276	1,543 ⁻⁶⁵	25-Jan-22
14	Jhargram	15,115 ⁺⁵⁸	14,428 ⁺¹⁷⁰	29	658 ⁻¹¹²	25-Jan-22
15	Paschim Medinipur	61,321 ⁺¹⁷¹	59,201 ⁺⁴⁰⁷	518	1,602 ⁻²³⁶	25-Jan-22
16	Purba Medinipur	67,090 ⁺⁸⁴	65,873 ⁺²⁰⁵	413	804 ⁻¹²¹	25-Jan-22
17	Purba Bardhaman	54,200 ⁺²⁰⁷	51,375 ⁺⁶⁸⁰	226 ⁺³	2,599 ⁻⁴⁷⁶	25-Jan-22
18	Paschim Bardhaman	74,504 ⁺¹⁷⁶	71,416 ⁺⁷¹⁷	387 ⁺¹	2,701 ⁻⁵⁴²	25-Jan-22
19	Howrah	1,23,778 ⁺¹⁴⁵	1,18,658 ⁺⁹⁵³	1,619 ⁺¹	3,501 ⁻⁸⁰⁹	25-Jan-22
20	Hooghly	1,06,346 ⁺²¹⁹	1,01,988 ⁺⁸⁶⁸	1,084 ⁺²	3,274 ⁻⁶⁵¹	25-Jan-22
21	North 24 Parganas	3,97,988 ⁺⁶⁹⁷	3,81,399 ^{+3,045}	5,179 ⁺⁷	11,410 ^{-2,355}	25-Jan-22
22	South 24 Parganas	1,24,895 ⁺⁴⁰⁹	1,18,929 ^{+1,168}	1,453 ⁺¹	4,513 ⁻⁷⁶⁰	25-Jan-22
23	Kolkata	4,42,306 ⁺⁶⁵⁴	4,20,710 ^{+4,389}	5,492 ⁺⁶	16,104 ^{-3,741}	25-Jan-22
24	Other State	66	63	3	0	6-Jun-20
TOTAL		19,79,254^{+4,969}	18,91,440^{+17,734}	20,445⁺³⁴	67,369^{-12,799}	

#District Wise data is subject to verification and may change

#Daily increase/decrease with respect to previous day is in superscript as +/- (Eg: +4)

VII

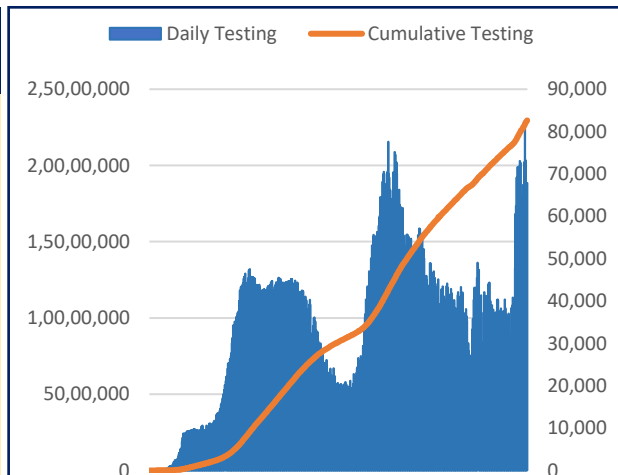
DAILY CUMULATIVE ACTIVE COVID-19 CASES



17th March 2020 to 26th Jan 2022

VIII

SAMPLES TESTED (Daily and Cumulative)



17th March 2020 to 26th Jan 2022



Department of Health & Family Welfare Govt. of West Bengal

WEST BENGAL COVID-19 HEALTH BULLETIN – 26th JAN 2022

IX

DETAILS OF TESTING LABS

S. No.	Name of Testing Lab	District	Authority	Samples Tested	Testing Method	Functional WEF
1	NICED	Kolkata	Central Govt	3,59,104	RT-PCR	Since Beginning
2	SSKM	Kolkata	State Govt	5,97,843	RT-PCR	17-Mar-20
3	Medinipur MCH	Paschim Midnapore	State Govt	2,74,697	RT-PCR	24-Mar-20
4	North Bengal MCH	Darjeeling	State Govt	6,13,271	RT-PCR	29-Mar-20
5	School of Tropical Medicine	Kolkata	State Govt	3,88,987	RT-PCR	01-Apr-20
6	Apollo Hospital	North 24 Pargana	PVT	1,16,506	RT-PCR	06-Apr-20
7	Tata Medical Centre	North 24 Pargana	PVT	37,476	RT-PCR	06-Apr-20
8	Malda MCH	Malda	State Govt	5,00,060	RT-PCR	08-Apr-20
9	Dr. Lal Pathlab	North 24 Pargana	PVT	5,44,687	RT-PCR	17-Apr-20
10	Command Hospital	Kolkata	Central Govt	65,099	RT-PCR	17-Apr-20
11	CNCI	Kolkata	Central Govt	49,944	RT-PCR	22-Apr-20
12	RG Kar MCH	Kolkata	State Govt	4,00,202	RT-PCR	24-Apr-20
13	SURAKSHA	North 24 Pargana	PVT	3,49,646	RT-PCR	24-Apr-20
14	Murshidabad MCH	Murshidabad	State Govt	3,90,837	RT-PCR	26-Apr-20
15	Peerless	Kolkata	PVT	1,22,174	RT-PCR	30-Apr-20
16	Burdwan MCH	Burdwan	State Govt	3,84,606	RT-PCR	06-May-20
17	MCH Kolkata	Kolkata	State Govt	1,95,738	RT-PCR	08-May-20
18	NRS MCH	Kolkata	State Govt	2,22,664	RT-PCR	12-May-20
19	Sanaka Hospitals	Paschim Burdwan	PVT	1,49,049	RT-PCR	12-May-20
20	Medica Hospital	Kolkata	PVT	2,08,905	RT-PCR	15-May-20
21	Bankura MCH	Bankura	State Govt	3,72,105	RT-PCR	22-May-20
22	Suri DH	Birbhum	State Govt	2,71,217	RT-PCR	22-May-20
23	Coochbehar GMCH	Cooch Bihar	State Govt	3,67,125	RT-PCR	06-Jun-20
24	COMJNM Kalyani	Nadia	State Govt	3,07,829	RT-PCR	10-Jun-20
25	Desun Hospital	Kolkata	PVT	17,793	RT-PCR	17-Jun-20
26	RN Tagore Hospital	Kolkata	PVT	99,754	RT-PCR	24-Jun-20
27	Raigunj MCH	Uttar Dinajpur	State Govt	1,76,627	RT-PCR	26-Jun-20
28	Jagannath Gupta Institute of Medical Sciences	South 24 Pargana	PVT	11,169	RT-PCR	06-Jul-20
29	ESI-PGIMSR	Kolkata	PVT	31,951	RT-PCR	16-Jul-20
30	Remedy Lifecare, Kolkata	Kolkata	PVT	28,123	RT-PCR	21-Jul-20
31	AMRI Dhakuria	Kolkata	PVT	99,408	RT-PCR	19-May-20
32	Rampurhat MCH	Birbhum	State Govt	2,12,268	RT-PCR	19-May-20
33	CNMCH	Kolkata	State Govt	1,47,062	RT-PCR	20-May-20
34	DH GMCH	South 24 Pargana	State Govt	3,96,703	RT-PCR	20-May-20
35	COMSDH	North 24 Pargana	State Govt	1,24,530	RT-PCR	27-May-20
36	Purulia Govt. MCH	Purulia	State Govt	2,24,440	RT-PCR	03-Jun-20
37	SRL Lab	Kolkata	PVT	4,19,534	RT-PCR	18-Jun-20
38	Probe diagnostics	Kolkata	PVT	1,00,532	RT-PCR	14-Aug-20
39	Pulse Diagnostics	Kolkata	PVT	1,72,878	RT-PCR	12-Sep-20
40	RB Diagnostic Kolkata	Kolkata	PVT	2,05,121	RT-PCR	20-Sep-20
41	Purba Medinipur DH	Purba Midnapur	State Govt	1,49,113	RT-PCR	24-Sep-20
42	B.P. Poddar Hospital & Medical Research Ltd	Kolkata	PVT	8,075	RT-PCR	27-Oct-20
43	Swastik Clinic & Seva Sadan Pvt. Ltd., Birbhum	Birbhum	PVT	1,765	RT-PCR	27-Oct-20
44	Repromed Diagnostic Ltd	Kolkata	PVT	53,691	RT-PCR	24-Sep-20
45	Gouri Devi Institute of Medical Sciences	Purba Burdwan	PVT	10,060	RT-PCR	07-Nov-20
46	IQ City Medical College Durgapur	Paschim Burdwan	PVT	25,780	RT-PCR	04-Dec-20
47	Imambara DH, Hooghly	Hooghly	State Govt	1,97,464	RT-PCR	15-Dec-20
48	Saroj Gupta Cancer Center & Research Institute	Kolkata	PVT	10,869	RT-PCR	23-Dec-20
49	Lasco Medicare Pvt. Ltd. Howrah	Howrah	PVT	36,465	RT-PCR	05-Jan-21
50	Icare Institute of Medical Sciences and Research	Purba Midnapur	PVT	15,206	RT-PCR	25-Jan-21
51	Sanjiban Hospital, Howrah	Howrah	PVT	15,963	RT-PCR	23-Feb-21
52	GCC DNA Diagnostic Lab	South 24 Pargana	PVT	11,628	RT-PCR	22-Apr-21
53	Quadra Medical Services	Kolkata	PVT	4,053	RT-PCR	01-May-21
54	Hindlabs, Kolkata	North 24 Pargana	PVT	97,629	RT-PCR	15-May-21

Note: Average tests per CBNAAT and TRUENAT machines are 32 per day and 16 per day respectively



Department of Health & Family Welfare Govt. of West Bengal

WEST BENGAL COVID-19 HEALTH BULLETIN – 26th JAN 2022

IX

DETAILS OF TESTING LABS

S. No.	Name of Testing Lab	District	Authority	Samples Tested	Testing Method	Functional WEF
55	Pathkind Lab, Kolkata	Kolkata	PVT	35,233	RT-PCR	25-May-21
56	KPC Medical College	Kolkata	PVT	5,423	RT-PCR	1-Jun-21
57	Krishna Medica Lab, Kolkata	Kolkata	PVT	37,614	RT-PCR	2-Jun-21
58	Institute of Neurosciences , Kolkata	Kolkata	PVT	3,729	RT-PCR	4-Jun-21
59	Life Cell International, Kolkata	North 24 Pargana	PVT	48,098	RT-PCR	4-Jun-21
60	The Apollo Clinic - Pvt.Ltd.	Kolkata	PVT	15,490	RT-PCR	8-Jun-21
61	Genu Path Labs	North 24 Pargana	PVT	10,096	RT-PCR	27-Jun-21
62	Dr. ABG's Pathoscan Center	Purba Burdwan	PVT	7,900	RT-PCR	30-Jun-21
63	Aloka Medicare Pvt Ltd	Kolkata	PVT	9,358	RT-PCR	8-July-21
64	Burnpur Hospital (SAIL-IISCO)	Paschim Burdwan	PVT	13,159	RT-PCR	8-July-21
65	Nirnayan Healthcare Pvt Ltd	North 24 Pargana	PVT	31,580	RT-PCR	18-July-21
66	Welkin Medicare Pvt Ltd	Kolkata	PVT	6,349	RT-PCR	30-July-21
67	Organ Diagnostic Centre	Kolkata	PVT	19,300	RT-PCR	31-July-21
68	Specialist Clinic & Diagnostic	North 24 Pargana	PVT	5,772	RT-PCR	03-Aug-21
69	Medionn Diagnostic Ltd	Howrah	PVT	23,730	RT-PCR	5-Aug-21
70	Molecular Lab of Paramount Hospital	Darjeeling	PVT	1,955	RT-PCR	12-Aug-21
71	Lakhotia Diagnostic Services	Howrah	PVT	8,015	RT-PCR	20-Aug-21
72	One Diagnostics	Kolkata	PVT	6,540	RT-PCR	20-Aug-21
73	District Hospital SSB	Jalpaiguri	PVT	36,507	RT-PCR	26-Aug-21
74	Diverse Genomics Pvt Ltd	Kolkata	PVT	6,836	RT-PCR	28-Aug-21
75	See Cure Lab	North 24 Pargana	PVT	11,225	RT-PCR	31-Aug-21
76	Unipath speciality laboratory	North 24 Pargana	PVT	22,583	RT-PCR	4-Sep-21
77	SG Clinic & Diagnostic Laboratory	North 24 Pargana	PVT	1,070	RT-PCR	22-Sep-21
78	Dolphin Medical Clinic	North 24 Pargana	PVT	2,232	RT-PCR	8-Oct-21
79	Subham Hospital & Diagnostic Center	Cooch Bihar	PVT	352	RT-PCR	19-Oct-21
80	Apollo Clinic C/O Sanjivani Health & Lifestyle	North 24 Pargana	PVT	15,897	RT-PCR	9-Nov-21
81	SRL Ltd Forts Hospital, Anandapur	Kolkata	PVT	2,143	RT-PCR	9-Nov-21
82	PRG Heath care ltd	Kolkata	PVT	5,517	RT-PCR	11-Nov-21
83	I3T Advanced Diagnostic Center	North 24 Pargana	PVT	771	RT-PCR	26-Nov-21
84	Bellevue Clinic	Kolkata	PVT	1,785	RT-PCR	14-Dec-21
85	Health Plus Diagnostic Pvt Ltd	Kolkata	PVT	783	RT-PCR	10-Jan-22
86	Kolkata Diagnostic Center	Kolkata	PVT	13	RT-PCR	19-Jan-22
87	Serampore Medical & Diagnostic center	Hooghly	PVT	80	RT-PCR	23-Jan-22
88	Oncquest Laboratories Ltd	North 24 Pargana	PVT	252	RT-PCR	24-Jan-22
89	B M Birla Hospital	Kolkata	PVT	3,001	RT-LAMP	7-Jun-21
90	Agrasen Healthcare Centre	Jalpaiguri	PVT	10,482	RT-LAMP	22-July-21
91	Reliable Multispeciality Clinic	North 24 Pargana	PVT	3,369	RT-LAMP	31-Aug-21
92	Western Diagnostic Centre Private Ltd	Kolkata	PVT	1,263	RT-LAMP	28-Sep-21
93	CSIR-Indian Institute of Chemical Biology	Kolkata	Central Govt	128	RT-LAMP	8-Oct-21
94	Shri VishudhanandSaraswati Marwari Hospital	Kolkata	PVT	953	TRUENAT	31-Aug-21
95	AMRI Mukundapur	South 24 Pargana	PVT	2,207	TRUENAT	10-Sep-21
96	AMRI Salt Lake	North 24 Pargana	PVT	32,621	CBNAAT	01-May-20
97	CMRI	Kolkata	PVT	34,158	CBNAAT	13-May-20
98	Asansol DH	Paschim Burdwan	State Govt	82,873	TRUENAT	19-May-20
99	Jhargram DH	Jhargram	State Govt	2,754	TRUENAT	19-May-20
100	Falakata SSH	Alipurduar	State Govt	3,873	TRUENAT	20-May-20
101	Balurghat DH	Dakshin Dinajpur	State Govt	3,958	TRUENAT	22-May-20
102	Serampore DH	Hooghly	State Govt	1,222	TRUENAT	25-May-20
103	Uluberia SSH	Howrah	State Govt	1,993	TRUENAT	27-May-20
104	Jangipur SDH	Murshidabad	State Govt	1,685	TRUENAT	27-May-20
105	Egra SDH	Purba Midnapur	State Govt	831	TRUENAT	27-May-20
106	MR Bangur Hospital	South 24 Pargana	State Govt	1,079	TRUENAT	28-May-20
107	Chanchal SDH	Malda	State Govt	559	TRUENAT	28-May-20
108	Biswa Bangla Krirangan COVID Hospital	Jalpaiguri	State Govt	2,26,183	TRUENAT	31-May-20
109	Parkview Super Speciality Hospital	North 24 Pargana	PVT	811	TRUENAT	26-Aug-21
110	Woodlands	Kolkata	PVT	21,168	CBNAAT	11-Jun-20

Note: Average tests per CBNAAT and TRUENAT machines are 32 per day and 16 per day respectively



Department of Health & Family Welfare Govt. of West Bengal

WEST BENGAL COVID-19 HEALTH BULLETIN – 26th JAN 2022

IX

DETAILS OF TESTING LABS

S. No.	Name of Testing Lab	District	Authority	Samples Tested	Testing Method	Functional WEF
111	Alipurduar DH	Alipurduar	State Govt	40,081	TRUENAT	16-Jun-20
112	Basirhat DH	North 24 Pargana	State Govt	512	TRUENAT	19-Jun-20
113	Anandaloke Sonoscan, Siliguri	Darjeeling	PVT	32,381	TRUENAT	27-Jun-20
114	Gangarampur SDH	Dakshin Dinajpur	State Govt	1,832	CBNAAT	16-Jul-20
115	Contai SDH	Purba Midnapur	State Govt	1,948	TRUENAT	20-Jul-20
116	ILS hospital	Kolkata	PVT	5,428	TRUENAT	25-Jul-20
117	Uttar Latabari DH	Alipurduar	State Govt	736	TRUENAT	04-Aug-20
118	Nandigram SSH/DH	Purba Midnapur	State Govt	827	TRUENAT	04-Aug-20
119	Panskura Hospital	Purba Midnapur	State Govt	436	TRUENAT	06-Aug-20
120	Chittaranjan Seva Sadan Hospital	Kolkata	State Govt	1,889	TRUENAT	10-Aug-20
121	Dr. PK Saha Hospital, Coochbihar	Cooch Bihar	PVT	10,590	TRUENAT	11-Aug-20
122	Salt Lake SDH	North 24 Pargana	State Govt	881	TRUENAT	13-Aug-20
123	Charnock Hospital	Kolkata	PVT	14,915	TRUENAT	14-Aug-20
124	Gabberia SGH	Howrah	State Govt	1,409	TRUENAT	15-Aug-20
125	Spandan Disgnostic Center	Paschim Midnapore	PVT	15,499	TRUENAT	16-Aug-20
126	Kakdwip SSH	South 24 Pargana	State Govt	277	TRUENAT	17-Aug-20
127	Mal SSH	Jalpaiguri	State Govt	199	TRUENAT	18-Aug-20
128	Howrah DH	Howrah	State Govt	186	TRUENAT	21-Aug-20
129	Spandan Hospital, Kolkata	North 24 Pargana	PVT	6,843	TRUENAT	01-Sep-20
130	Sagardighi SSH	Murshidabad	State Govt	679	TRUENAT	02-Sep-20
131	Domkal SSH	Murshidabad	State Govt	164	TRUENAT	06-Sep-20
132	Udaynarayanpur SGH Howrah	Howrah	State Govt	53	TRUENAT	07-Sep-20
133	GD Hospital & Diabetes Institute, Howrah	Kolkata	PVT	4,116	CBNAAT	08-Sep-20
134	Nightingale Diagnostic & Medicare Centre	Kolkata	PVT	22,402	TRUENAT	12-Sep-20
135	Bhagirathi Neotia Woman * Child Care Centre	North 24 Pargana	PVT	1,950	CBNAAT	16-Sep-20
136	Krishnanagar DTC	Nadia	State Govt	172	TRUENAT	29-Sep-20
137	Mission Hospital, Durgapur	Paschim Burdwan	PVT	33,658	TRUENAT	29-Sep-20
138	Medinova, Kolkata	Kolkata	PVT	8,036	TRUENAT	01-Oct-20
139	MSS Bansal Medical, Kolkata	Kolkata	PVT	21,590	TRUENAT	02-Oct-20
140	TLJ, SGH, Howrah	Howrah	PVT	458	TRUENAT	02-Oct-20
141	Narayan Memorial Hospital, Kolkata	Kolkata	PVT	1,425	TRUENAT	02-Oct-20
142	Kalimpong DH	Kalimpong	State Govt	531	TRUENAT	06-Oct-20
143	Mirik BPHC, Darjeeling	Darjeeling	State Govt	136	TRUENAT	09-Oct-20
144	Barjore SSH, Bankura	Bankura	State Govt	434	TRUENAT	11-Oct-20
145	Darjeeling DH	Darjeeling	State Govt	568	TRUENAT	11-Oct-20
146	Metropolis Kolkata	Kolkata	PVT	1,41,442	TRUENAT	14-Oct-20
147	Laboratory Services, Healthworld Hospitals, Durgapur	Paschim Burdwan	PVT	15,366	TRUENAT	04-Dec-20
148	Neotia Getwel Healthcare Centre, Siliguri	Darjeeling	PVT	6,049	CBNAAT	09-Jan-21
149	Arogya Niketan Nursing Home	Darjeeling	PVT	6,959	TRUENAT	16-Jan-21
150	Ruby General Hospital	Kolkata	PVT	7,176	CBNAAT	20-Jan-21
151	Cliniperfect Polyclinic and Diagnostics	North 24 Pargana	PVT	2,536	TRUENAT	23-Feb-21
152	10 Air Force Hospital, Hasimara	Alipurduar	Central Govt	1,146	TRUENAT	23-Apr-21
153	4 Air Force Hospital, Midnapore	Paschim Midnapore	Central Govt	2,377	TRUENAT	23-Apr-21
154	164 Military Hospital, Binnaguri	Jalpaiguri	Central Govt	2,368	TRUENAT	23-Apr-21
155	Central Hospital, SE Railway, Kolkata	Kolkata	Central Govt	2,843	CBNAAT	23-Apr-21
156	Zenith super speciality hospital	Kolkata	PVT	9,228	TRUENAT	23-Apr-21
157	Alipurduar Railway Hospital	Alipurduar	Central Govt	3,933	TRUENAT	23-Apr-21
158	Sonoscan Healthcare Pvt Ltd	Malda	PVT	1,818	TRUENAT	27-July-21
159	Medica North Bengal Clinic	Darjeeling	PVT	2,892	TRUENAT	22-Sep-21
160	<i>Antigen Test done within the State</i>		State Govt	1,04,21,941	-	-
161	<i>Samples Tested in Labs Outside the State</i>		PVT	8,70,832	RT-PCR	-
162				2,29,62,130	-	-

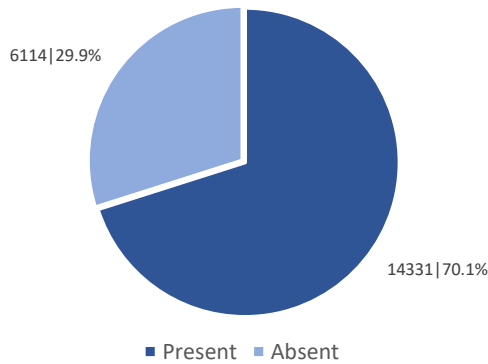
Note: Average tests per CBNAAT and TRUENAT machines are 32 per day and 16 per day respectively



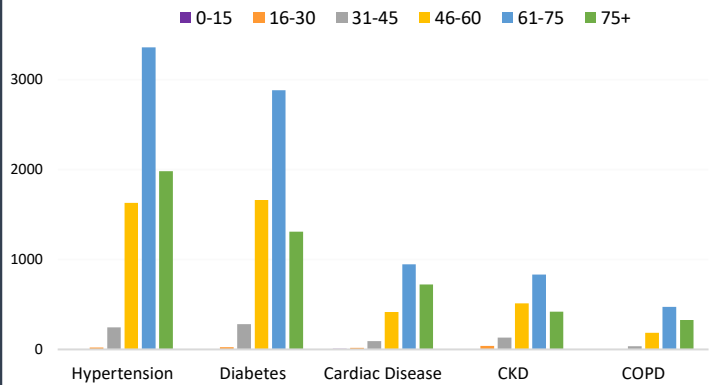
WEST BENGAL COVID-19 HEALTH BULLETIN – 26th JAN 2022

X

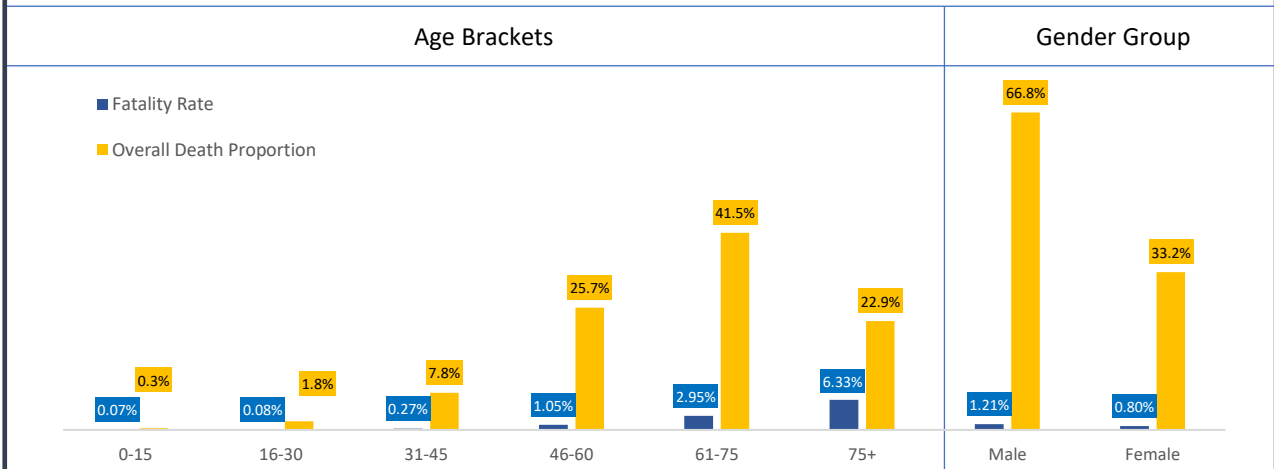
Comorbidity Status in Deceased Cases (n=20,445)



Age Group Wise Comorbidities Among Deceased

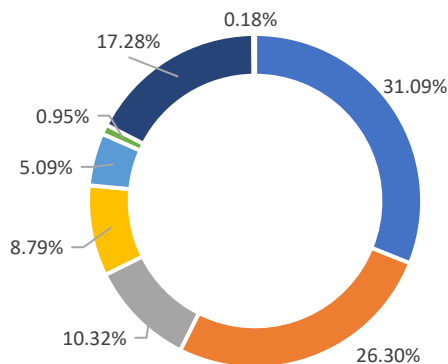


Fatality Rate & Death Proportion in Respective Age Brackets & Gender Groups

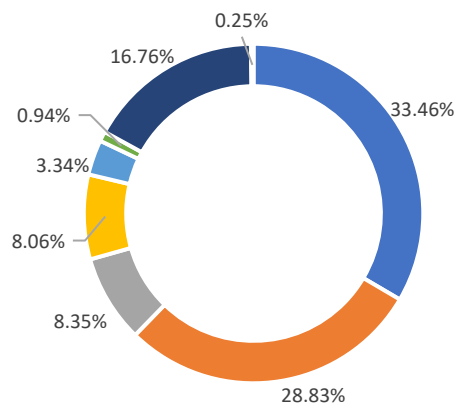


*The blue data label shows the fatality rate in respective age/gender group i.e. no. of deaths as a proportion of total infections in respective age/gender group
**The orange data label shows the proportion of total deaths in respective age/gender group

Share of Comorbidities in Male



Share of Comorbidities in Female



FATALITY ANALYSIS



Department of Health & Family Welfare Govt. of West Bengal

WEST BENGAL COVID-19 HEALTH BULLETIN – 26th JAN 2022

XI

EQUIPMENT AND CONSUMABLE SUPPLY

S. No	Consumable	Ordered by State Govt.	Received Yesterday	Total Received by State Govt.	Order Pending
1	PPEs	42.10 L	2,000	34.81 L	7.29 L
2	N95/FFP2 Masks	88.70 L	10,000	78.49 L	10.21 L
3	Regular Masks	168.84 L	20,000	163.90 L	4.94 L
4	Hand Sanitizers (In Ltrs)	7.66 L	1,000	7.59 L	0.07 L
5	Gloves	148.00 L	20,000	146.60 L	1.40 L
6	Thermal Guns	20,000	NIL	20,000	NIL

S. No	Equipment	Number
1	Total Number of HFNO	492
2	Total Number of Oxygen Concentrators	5,815
3	Total Number of functional MGPS	153
4	Total Number of functional LMO Tanks	15
5	Total Number of functional PSA plants	70
6	Total Number of Ventilators in COVID Hospitals	1,298

XII

DEDICATED COVID-19 HELPLINE (24 X 7)

- Dedicated COVID-19 Helpline : **1800 313 444 222**
- Direct Telemedicine Line : **033 23576001**
- Ambulance Service : **033 40902929**
- COVID Telemedicine App "[Covid Telemedicine WB](#)" on Google Play Store
 - These services include allocation of beds in Govt. hospitals and Safe Homes
 - Telemedicine for citizens at large and those in home isolation
 - Ambulance service includes guidance and provision of Govt. ambulance
- Tele-Psychological counselling services have started since August 1st, 2020.

General Queries			
1	A	Total Queries addressed in last 24 hours	2,259
	B	Total Queries addressed till 25 th Jan	24,90,061
Telemedicine			
2	A	Total consultations given in last 24 hours	1,363
	B	Total consultations given till 25 th Jan	10,54,267
Ambulance Services			
3	A	Ambulances assigned in last 24 hours	356
	B	Total calls received in last 24 hours	356
Tele-Psychological Counselling			
4	A	Counselling given in last 24 hours	452
	B	Counselling given till 25 th Jan	4,80,758

State Government Interventions :

- Status of availability of beds for Covid positive patients in government and private hospitals along with information on other related services are available at <https://iCMS.wb.gov.in>
- Safe Homes : An initiative by the Government of West Bengal for care and treatment of asymptomatic/mild symptomatic COVID patients for whom home isolation is not possible /advisable
- As per State Government advisory Satellite Health Facilities are being developed by private hospitals in close vicinity of their hospitals as separate health facility for treatment of asymptomatic/mild symptomatic COVID patients. This intervention is expected to free beds in the hospitals for serious patients.

All the guidelines and orders relating to Covid-19 are posted on www.wbhealth.gov.in

You can follow us on :

Facebook at: <https://www.facebook.com/wbdhfw/>

Twitter at: <https://twitter.com/wbdhfw>