



Department of Health & Family Welfare Govt. of West Bengal

WEST BENGAL COVID-19 HEALTH BULLETIN – 25th OCTOBER 2020

Active COVID-19 Cases as on 25th October: 37,017

S. No	Subject	Number
1	Total COVID-19 Cases till 24 th October	3,45,574
2	New COVID-19 Cases on 25 th October	4,127
3	Total COVID-19 Cases till 25th October (1+2)	3,49,701
4	Total Discharged	3,06,197 (+3,857)
5	Total Deaths as on 25 th October*	6,487 (+60)
6	Active COVID-19 Cases as on 25th October	37,017 (+210)
7	Discharge Rate (4/3)	87.56%

Note: All figures updated till 9AM, 25th October

#Daily increase/decrease with respect to previous day is shown as (+/-)

*Complete analysis can be referred from **Section X**, (Page no. 5)

S. No	Subject	Number
1	Samples Tested till 24 th October	42,55,801
2	Samples Tested on 25 th October	42,538
3	Total Number of Samples Tested till 25th October (1+2)	42,98,339
4	Tests per Million population	47,759
5	% of Positive Cases out of Samples Tested	8.14%
6	Total Testing Laboratories*	92
7	Testing Laboratories added this week	0
8	Testing Laboratories pending approval	1

*Detailed breakup of these laboratories is given on **Page 4 and Page 5**

S. No	Subject	Number
1	Total Number of Hospitals dedicated for treating COVID-19	93
2	Total Number of Govt. Hospitals dedicated for treating COVID-19	38
3	Total Number of Pvt. Hospitals requisitioned for treating COVID-19	55
4	Total Number of earmarked COVID-19 Beds	12,751
5	% Occupancy in COVID Beds	36.30%
6	Total ICU/HDU Beds in the COVID Hospitals	1,809
7	Total Number of Ventilators in the COVID Hospitals	1090

Institutional Quarantine

1	Total Govt. Quarantine Centres	582
2	Total number of people in Govt. Quarantine Centres	2,384
3	Total number of people released from Govt. Quarantine Centres	1,07,942
Home Quarantine		
1	Total Home Quarantined People	8,64,476
2	Total number of people currently in Home Quarantine	95,394
3	Total number of people released from Home Quarantine	7,69,082
Safe Homes		
1	Total Number of Safe Homes	200
2	Total Number of Beds in Safe Homes	11,507
3	Total Number of Patients in Safe Homes currently	1,073



Department of Health & Family Welfare Govt. of West Bengal

WEST BENGAL COVID-19 HEALTH BULLETIN – 25th OCTOBER 2020

V

DISTRICT SNAPSHOT#

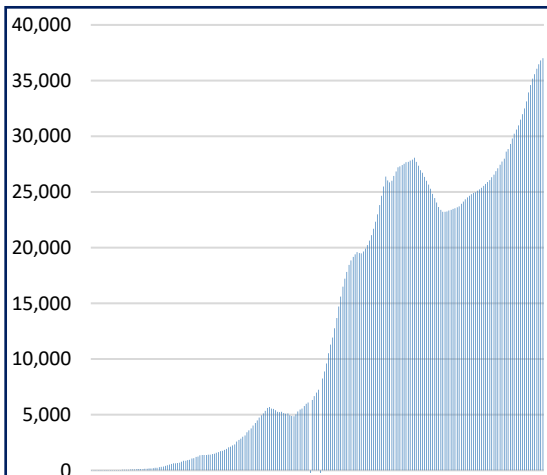
1	2	3	4	5	6 = 3-4-5	7
S. No	District	Total Cases	Total Discharged	Total Deaths	Total Active Cases	Last Reported Case
1	Alipurduar	6,234 ⁺⁴⁶	5,673 ⁺⁸⁵	74 ⁺¹	487 ⁻⁴⁰	24- Oct
2	Coochbehar	8,022 ⁺⁸⁴	7,024 ⁺¹⁹	51	947 ⁺⁶⁵	24- Oct
3	Darjeeling	10,712 ⁺¹³⁴	9,201 ⁺⁴⁵	135 ⁺¹	1,376 ⁺⁸⁸	24- Oct
4	Kalimpong	1,378 ⁺²⁰	1,223 ⁺²	12	143 ⁺¹⁸	24- Oct
5	Jalpaiguri	8,471 ⁺⁹³	7,191 ⁺²⁴	85 ⁺²	1,195 ⁺⁶⁷	24- Oct
6	Uttar Dinajpur	4,582 ⁺³⁵	4,173 ⁺⁵⁰	51	358 ⁻¹⁵	24- Oct
7	Dakshin Dinajpur	6,725 ⁺⁵²	6,060 ⁺¹³	49 ⁺²	616 ⁺³⁷	24- Oct
8	Malda	9,160 ⁺⁸⁹	8,064 ⁺³³	77 ⁺²	1,019 ⁺⁵⁴	24- Oct
9	Murshidabad	8,167 ⁺⁹¹	7,125 ⁺¹⁰⁴	93 ⁺³	949 ⁻¹⁶	24- Oct
10	Nadia	11,191 ⁺²²⁰	9,186 ⁺¹⁷³	131	1,874 ⁺⁴⁷	24- Oct
11	Birbhum	5,719 ⁺⁷⁵	4,880 ⁺²⁴	51 ⁺³	788 ⁺⁴⁸	24- Oct
12	Purulia	4,914 ⁺⁶⁸	4,292 ⁺⁸⁷	26	596 ⁻¹⁹	24- Oct
13	Bankura	7,353 ⁺⁸⁸	6,567 ⁺⁹³	71	715 ⁻⁵	24- Oct
14	Jhargram	1,599 ⁺²⁶	1,232 ⁺¹²	10	357 ⁺¹⁴	24- Oct
15	Paschim Medinipur	13,313 ⁺¹²⁷	11,371 ⁺¹⁶³	196 ⁺³	1,746 ⁻³⁹	24- Oct
16	Purba Medinipur	14,101 ⁺¹²³	12,607 ⁺¹⁴⁸	179	1,315 ⁻²⁵	24- Oct
17	Purba Bardhaman	7,202 ⁺⁹¹	6,051 ⁺¹²¹	70 ⁺¹	1,081 ⁻³¹	24- Oct
18	Paschim Bardhaman	9,681 ⁺⁹⁵	8,436 ⁺¹²⁹	94	1,151 ⁻³⁴	24- Oct
19	Howrah	23,977 ⁺²¹⁷	21,763 ⁺²⁴³	708 ⁺³	1,506 ⁻²⁹	24- Oct
20	Hooghly	17,184 ⁺²⁵²	15,033 ⁺⁸⁴	298 ⁺³	1,853 ⁺¹⁶⁵	24- Oct
21	North 24 Parganas	70,942 ⁺⁹¹⁵	62,243 ⁺⁹³¹	1,482 ⁺¹⁸	7,217 ⁻³⁴	24- Oct
22	South 24 Parganas	23,092 ⁺²⁷⁶	20,285 ⁺³²⁰	430 ⁺⁴	2,377 ⁻⁴⁸	24- Oct
23	Kolkata	75,916 ⁺⁹¹⁰	66,454 ⁺⁹⁵⁴	2,111 ⁺¹⁴	7,351 ⁻⁵⁸	24- Oct
24	Other State	66	63	3	0	6-June
TOTAL		3,49,701^{+4,127}	3,06,197^{+3,857}	6,487⁺⁶⁰	37,017⁺²¹⁰	

#District Wise data is subject to verification and may change

#Daily increase/decrease with respect to previous day is in superscript as +/- (Eg: ⁺⁴)

VI

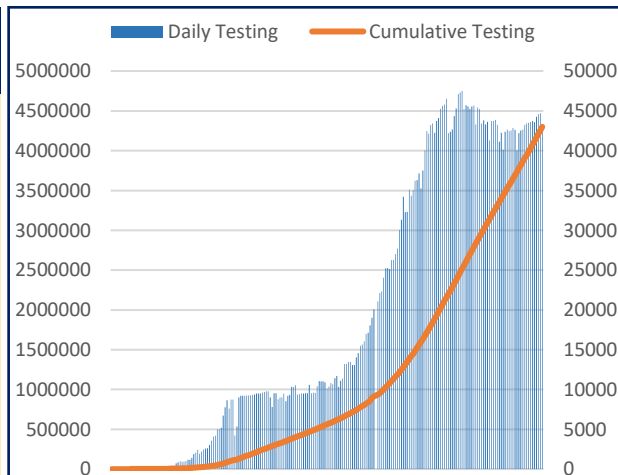
DAILY CUMULATIVE ACTIVE COVID-19 CASES



17th March to 25th Oct

VII

SAMPLES TESTED (Daily and Cumulative)



17th March to 25th Oct



Department of Health & Family Welfare
Govt. of West Bengal

WEST BENGAL COVID-19 HEALTH BULLETIN – 25th OCTOBER 2020

VIII

UNIT WISE EQUIPMENT SUPPLY (CUMULATIVE)

S. No.	Unit Name	PPE	N95/FFP2	Regular Masks		Gloves	Sanitizer (In ltr.)
				Reusable Mask	Disposable Mask		
1	Alipurduar	17,300	23,250	13,400	95,400	68,700	4,242.0
2	Bankura	38,450	38,200	27,300	1,42,050	95,200	6,348.0
3	Birbhum	32,150	23,800	32,400	80,550	29,700	5,321.0
4	Bishnupur HD	11,850	26,100	53,600	1,10,250	99,200	5,311.0
5	Coochbehar	31,100	23,450	26,700	41,100	7,200	4,254.0
6	Dakshin Dinajpur	16,900	18,150	21,500	1,05,100	70,200	4,921.0
7	Darjeeling	40,750	38,650	22,900	32,200	10,700	4,298.0
8	Diamond Harbour HD	38,750	30,300	28,000	1,01,550	83,500	3,734.0
9	Hooghly	52,370	41,750	47,000	1,48,200	1,16,100	9,441.0
10	Howrah	98,450	61,500	63,780	1,70,050	1,93,200	5,931.0
11	Jalpaiguri	30,800	30,600	45,300	98,000	41,200	5,263.0
12	Jhargram	12,750	12,600	24,890	52,050	50,700	3,793.0
13	Kalimpong	17,150	19,900	19,000	59,550	20,200	3,770.5
14	Malda	24,100	21,200	26,000	72,100	86,700	6,751.0
15	Murshidabad	29,333	44,880	47,200	1,33,100	1,09,200	10,080.0
16	Nadia	53,070	30,240	36,800	1,29,050	1,20,700	4,931.0
17	North 24 Parganas	79,800	54,740	31,440	1,64,000	83,700	7,133.5
18	Basirhat HD	41,820	38,730	32,280	1,33,050	1,49,000	4,597.0
19	Paschim Bardhaman	34,850	31,100	17,580	1,01,000	1,02,900	1,707.0
20	Paschim Medinipur	32,450	37,800	41,090	1,41,050	1,27,700	6,935.0
21	Purba Bardhaman	51,650	43,700	26,800	1,21,550	1,19,700	8,443.0
22	Purba Medinipur	44,550	30,700	32,220	55,050	68,100	1,731.0
23	Nandigram HD	14,250	26,900	30,140	1,06,550	71,700	6,329.0
24	Purulia	43,950	27,100	52,700	1,29,050	1,06,700	6,521.0
25	Rampurhat HD	22,650	25,000	30,300	54,550	61,500	4,937.0
26	South 24 Parganas	45,450	31,100	32,900	84,250	78,400	2,141.0
27	Uttar Dinajpur	35,750	38,050	43,600	1,00,050	1,05,700	5,353.0
28	Bankura S MC&H	15,500	38,150	10,200	1,52,500	1,59,400	2,660.0
29	Coochbehar MC&H	13,300	13,400	14,600	50,000	70,500	2,692.0
30	NB MC&H	36,350	79,500	20,000	1,87,700	1,87,500	6,790.0
31	Diamond Harbour MC&H	13,300	18,200	10,100	1,24,500	1,31,500	3,098.0
32	Malda MC&H	17,800	57,100	13,100	1,65,500	1,81,500	4,918.0
33	Murshidabad MC&H	29,130	58,950	14,600	1,07,500	1,59,000	1,940.0
34	Bardhaman MC&H	22,900	33,100	17,500	1,50,000	1,77,500	2,998.0
35	Medinipur MC&H	44,800	61,200	31,600	2,09,500	1,54,000	9,298.0
36	Purulia MC&H	13,300	19,900	51,600	94,500	1,03,000	4,098.0
37	Rampurhat MC&H	18,900	19,900	17,600	35,000	55,500	8,648.0
38	Raiganj MC&H	14,100	11,900	13,100	41,000	66,000	1,890.0
39	JNM MC&H	17,400	20,000	24,000	45,000	38,000	2,172.0
40	Sagar Dutta MC&H	50,520	69,330	17,600	1,33,550	1,54,000	6,678.0
41	ID & BG Hospital	45,050	51,800	20,600	84,100	71,500	2,671.0
42	RG Kar MCH	39,850	59,000	15,800	2,48,050	2,61,700	6,007.0
43	NRS MCH	58,250	74,000	30,800	1,65,550	1,67,200	4,040.0
44	IPGMER & SSKMH	98,900	98,590	66,600	3,66,050	3,57,500	12,217.0
45	Medical College, Kolkata	1,27,450	1,18,000	20,800	2,48,050	3,19,500	7,312.0
46	CNMCH	51,350	47,800	23,150	1,31,500	89,000	3,472.0
47	Other Govt Dept/Institutions	3,77,001	3,35,475	1,98,638	8,88,451	8,44,602	48,578.3
48	Stock in hand-In Transit	4,18,668	4,49,255	8,08,551	1,757	2,308	33,395.9
TOTAL		25,16,262	26,04,040	23,47,359	63,90,208	60,28,210	3,19,790.2

*In addition to State supply, local procurement is also done.



Department of Health & Family Welfare Govt. of West Bengal

WEST BENGAL COVID-19 HEALTH BULLETIN – 25th OCTOBER 2020

IX

DETAILS OF TESTING LABS

S. No.	Name of Testing Lab	Samples Tested	Method of Testing	Functional WEF
1	NICED	1,31,349	RT-PCR	Since Beginning
2	SSKM	1,70,183	RT-PCR	17-Mar
3	Medinipur MCH	1,30,155	RT-PCR	24-Mar
4	North Bengal MCH	1,92,855	RT-PCR	29-Mar
5	School of Tropical Medicine	1,29,770	RT-PCR	01-Apr
6	Apollo Hospital	23,124	RT-PCR	06-Apr
7	Tata Medical Centre	13,596	RT-PCR	06-Apr
8	Malda MCH	1,28,875	RT-PCR	08-Apr
9	Dr. Lal Pathlab	1,30,227	RT-PCR	17-Apr
10	Command Hospital	18,545	RT-PCR	17-Apr
11	CNCI	12,743	RT-PCR	22-Apr
12	RG Kar MCH	1,37,777	RT-PCR	24-Apr
13	SURAKSHA	79,870	RT-PCR	24-Apr
14	Murshidabad MCH	97,724	RT-PCR	26-Apr
15	Peerless	29,849	RT-PCR	30-Apr
16	Burdwan MCH	99,165	RT-PCR	06-May
17	MCH Kolkata	61,686	RT-PCR	08-May
18	NRS MCH	65,439	RT-PCR	12-May
19	Sanaka Hospitals	75,368	RT-PCR	12-May
20	Medica Hospital	71,941	RT-PCR	15-May
21	Bankura MCH	83,530	RT-PCR	22-May
22	Suri DH	66,617	RT-PCR	22-May
23	Coochbehar GMCH	60,154	RT-PCR	06-Jun
24	COMJNM Kalyani	84,658	RT-PCR	10-Jun
25	Desun Hospital	2,903	RT-PCR	17-Jun
26	RN Tagore Hospital	12,400	RT-PCR	24-Jun
27	Raigunj MCH	44,903	RT-PCR	26-Jun
28	Jagannath Gupta Institute of Medical Sciences	2,185	RT-PCR	06-Jul
29	ESI-Postgraduate Institute of Medical Science and Research	4,282	RT-PCR	16-Jul
30	Remedy Lifecare, Kolkata	4,517	RT-PCR	21-Jul
31	AMRI Dhakuria	20,645	RT-PCR	19-May
32	Rampurhat MCH	35,825	RT-PCR	19-May
33	CNMCH	28,151	RT-PCR	20-May
34	DH GMCH	44,491	RT-PCR	20-May
35	COMSDH	24,876	RT-PCR	27-May
36	Purulia Govt. MCH	39,773	RT-PCR	03-Jun
37	SRL Lab	27,865	RT-PCR	18-Jun
38	Probe diagnostics	4,758	RT-PCR	14-Aug
39	Pulse Diagnostics	6,973	RT-PCR	12-Sept
40	RB Diagnostic Kolkata	4,838	RT-PCR	20-Sept
41	Purba Medinipur DH	3,320	RT-PCR	24-Sept
42	Repromed Diagnostic Ltd	715	RT-PCR	24-Sept
43	AMRI Salt Lake	8,050	CBNAAT	01-May
44	CMRI	6,666	CBNAAT	13-May
45	Asansol DH	1,682	TRUENAT	19-May
46	Jhargram DH	1,869	TRUENAT	19-May
47	Falakata SSH	3,201	TRUENAT	20-May

Note: Average tests per CBNAAT and TRUENAT machines are 32 per day and 16 per day respectively



Department of Health & Family Welfare Govt. of West Bengal

WEST BENGAL COVID-19 HEALTH BULLETIN – 25th OCTOBER 2020

IX

DETAILS OF TESTING LABS

S. No.	Name of Testing Lab	Samples Tested	Method of Testing	Functional WEF
48	Balurghat DH	1,960	TRUENAT	22-May
49	Serampore DH	1,081	TRUENAT	25-May
50	Uluberia SSH	1,397	TRUENAT	27-May
51	Jangipur SDH	1,230	TRUENAT	27-May
52	Egra SDH	524	TRUENAT	27-May
53	MR Bangur Hospital	398	TRUENAT	28-May
54	Chanchal SDH	365	TRUENAT	28-May
55	Biswa Bangla Krirangan COVID Hospital	54,012	TRUENAT	31-May
56	Woodlands	3,041	CBNAAT	11-Jun
57	Alipurduar DH	1,542	TRUENAT	16-Jun
58	Basirhat DH	298	TRUENAT	19-Jun
59	Anandaloke Sonoscan, Siliguri	2,070	TRUENAT	27-Jun
60	Gangarampur SDH	834	CBNAAT	16-Jul
61	Contai SDH	286	TRUENAT	20-Jul
62	ILS hospital	1,076	TRUENAT	25-Jul
63	Uttar Latabari DH	86	TRUENAT	04-Aug
64	Nandigram SSH/DH	667	TRUENAT	04-Aug
65	Panskura Hospital	227	TRUENAT	06-Aug
66	Chittaranjan Seva Sadan Hospital	1,258	TRUENAT	10-Aug
67	Dr. PK Saha Hospital, Coochbihar	1,544	TRUENAT	11-Aug
68	Salt Lake SDH	398	TRUENAT	13-Aug
69	Charnock Hospital	1,312	TRUENAT	14-Aug
70	Gabberia SGH	75	TRUENAT	15-Aug
71	Spandan Disgnostic Center	3,009	TRUENAT	16-Aug
72	Kakdwip SSH	103	TRUENAT	17-Aug
73	Mal SSH	50	TRUENAT	18-Aug
74	Howrah DH	100	TRUENAT	21-Aug
75	Sagardighi SSH	61	TRUENAT	2-Sept
76	Domkal SSH	95	TRUENAT	6-Sept
77	Udaynarayanpur SGH Howrah	23	TRUENAT	7- Sept
78	GD Hospital & Diabetes Institute, Howrah	396	CBNAAT	8-Sept
79	Nightingale Diagnostic & Medicare Centre	511	TRUENAT	12-Sept
80	Bhagirathi Neotia Woman * Child Care Centre	82	CBNAAT	16-Sept
81	Krishnanagar DTC	3	TRUENAT	29-Sept
82	Mission Hospital, Durgapur	1,037	TRUENAT	29-Sept
83	Medinova, Kolkata	523	TRUENAT	1-Oct
84	Specialist Clinic & Diagnostic, Barasat	365	TRUENAT	1-Oct
85	MSS Bansal Medical, Kolkata	712	TRUENAT	2-Oct
86	TLJ, SGH, Howrah	8	TRUENAT	2-Oct
87	Narayan Memorial Hospital, Kolkata	82	TRUENAT	2-Oct
88	Kalimpong DH	108	TRUENAT	6-Oct
89	Mirik BPHC, Darjeeling	26	TRUENAT	9-Oct
90	Barjore SSH, Bankura	29	TRUENAT	11-Oct
91	Darjeeling DH	29	TRUENAT	11-Oct
92	Metropolis Kolkata	38	TRUENAT	14-Oct
93	<i>Antigen Test done within the State</i>	16,97,601	-	-
94	<i>Samples Tested in Labs Outside the State</i>	87,579	RT-PCR	-
	TOTAL	42,98,339		

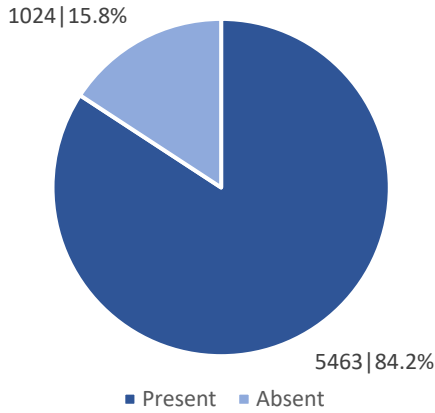
Note: Average tests per CBNAAT and TRUENAT machines are 32 per day and 16 per day respectively



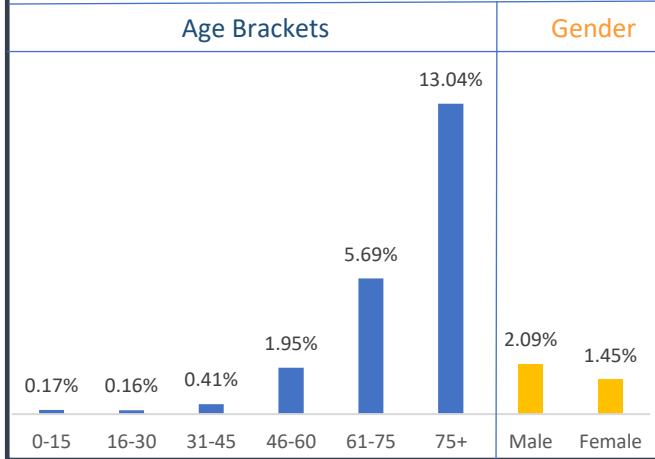
WEST BENGAL COVID-19 HEALTH BULLETIN – 25th OCTOBER 2020

X

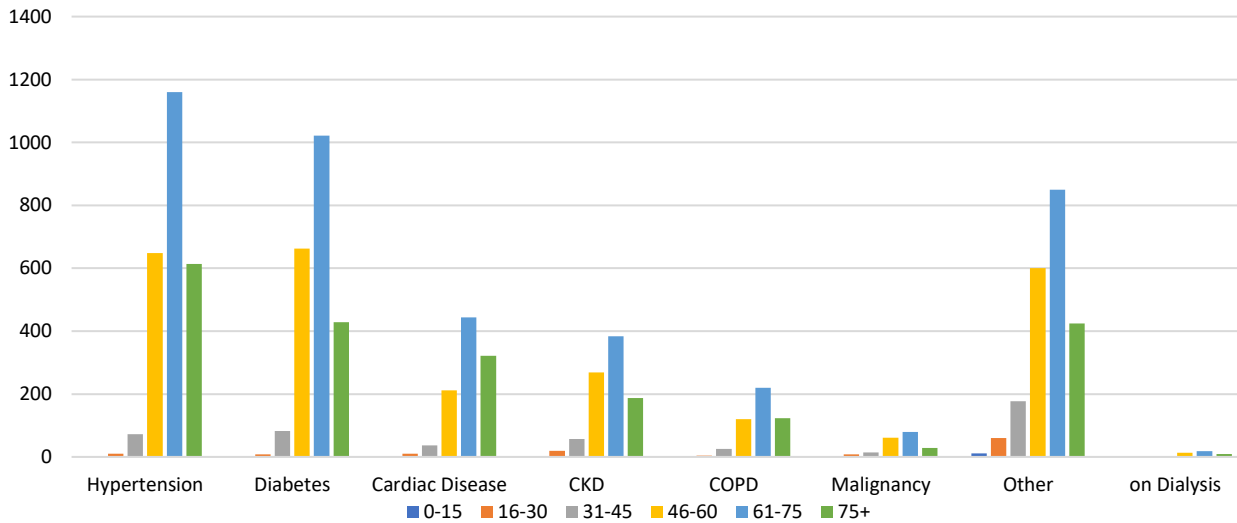
Comorbidity Status in Deceased Cases (n=6,487)



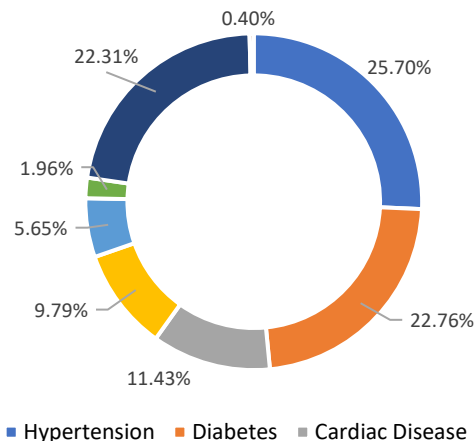
Fatality Rate in Respective Age Brackets & Gender Group



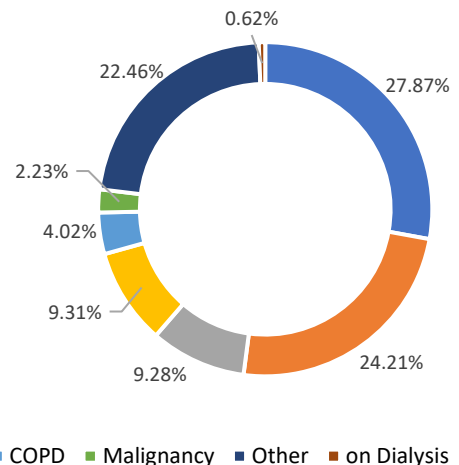
Age Group Wise Comorbidities Among Deceased



Share of Comorbidities in Male



Share of Comorbidities in Female



FATALITY ANALYSIS



Department of Health & Family Welfare Govt. of West Bengal

WEST BENGAL COVID-19 HEALTH BULLETIN – 25th OCTOBER 2020

XI

EQUIPMENT SUPPLY

S. No	Equipment	Ordered by State Govt.	Received Yesterday	Total Received by State Govt.	Order Pending
1	PPEs	29.10 L	5,000	24.45 L	4.65 L
2	N95/FFP2 Masks	36.20 L	10,000	25.08 L	11.12 L
3	Regular Masks	69.50 L	20,000	67.10 L	2.40 L
4	Hand Sanitizers (In Ltrs.)	3.11 L	500	3,02,000	9,000
5	Gloves	64.50 L	30,000	57.15 L	7.35 L
6	Thermal Guns	20,000	NIL	20,000	NIL

XII

DEDICATED COVID-19 HELPLINE (24 X 7)

- Dedicated COVID-19 Helpline : **1800 313 444 222**
- Direct Telemedicine Line : **033 23576001**
- Ambulance Service : **033 40902929**
- COVID Telemedicine App "[Covid Telemedicine WB](#)" on Google Play Store
 - These services include allocation of beds in Govt. hospitals and Safe Homes
 - Telemedicine for citizens at large and those in home isolation
 - Ambulance service includes guidance and provision of Govt. ambulance
- Tele-Psychological counselling services have started since August 1st, 2020.

General Queries			
1	A	Total Queries addressed in last 24 hours	3,376
	B	Total Queries addressed till 24 th October	13,37,663
Telemedicine			
2	A	Total consultations given in last 24 hours	3,893
	B	Total consultations given till 24 th October	3,70,525
Ambulance Services			
3	A	Ambulances assigned in last 24 hours	489
	B	Total calls received in last 24 hours	497
Tele-Psychological Counselling			
4	A	Counselling given in last 24 hours	1,237
	B	Counselling given till 24 th October	1,09,236

State Government Interventions :

- Status of availability of beds for COVID positive patients in government and private hospitals is available at Health & FW Department's website: www.wbhealth.gov.in
- Safe Homes : An initiative by the Government of West Bengal for care and treatment of asymptomatic/mild symptomatic COVID patients for whom home isolation is not possible /advisable
- As per State Government advisory Satellite Health Facilities are being developed by private hospitals in close vicinity of their hospitals as separate health facility for treatment of asymptomatic/mild symptomatic COVID patients. This intervention is expected to free beds in the hospitals for serious patients.

All the guidelines and orders relating to Covid-19 are posted on www.wbhealth.gov.in

You can follow us on :

Facebook at: <https://www.facebook.com/wbdhfw/>

Twitter at: <https://twitter.com/wbdhfw>