



Department of Health & Family Welfare Govt. of West Bengal

WEST BENGAL COVID-19 HEALTH BULLETIN – 24th NOVEMBER 2020

Active COVID-19 Cases as on 24th November: 24,880

COVID 19 STATUS	S. No	Subject	Number
	1	Total COVID-19 Cases till 23 rd November	4,59,918
	2	New COVID-19 Cases on 24 th November	3,545
	3	Total COVID-19 Cases till 24th November (1+2)	4,63,463
	4	Total Discharged	4,30,462 (+3,646)
	5	Total Deaths as on 24 th November*	8,121 (+49)
	6	Active COVID-19 Cases as on 24th November	24,880 (-150)
	7	Discharge Rate (4/3)	92.88%

Note: All figures updated till 9AM, 24th November

#Daily increase/decrease with respect to previous day is shown as (+/-)

*Complete analysis can be referred from **Section X**, (Page no. 5)

TESTING SNAPSHOT	S. No	Subject	Number
	1	Samples Tested till 23 rd November	55,65,331
	2	Samples Tested on 24 th November	44,562
	3	Total Number of Samples Tested till 24th November (1+2)	56,09,893
	4	Tests per Million population	62,332
	5	% of Positive Cases out of Samples Tested	8.26%
	6	Total Testing Laboratories*	95
	7	Testing Laboratories added this week	0
8	Testing Laboratories pending approval	1	

*Detailed breakup of these laboratories is given on **Page 4 and Page 5**

INFRASTRUCTURE DETAILS	S. No	Subject	Number
	1	Total Number of Hospitals dedicated for treating COVID-19	101
	2	Total Number of Govt. Hospitals dedicated for treating COVID-19	44
	3	Total Number of Pvt. Hospitals requisitioned for treating COVID-19	57
	4	Total Number of earmarked COVID-19 Beds	13,508
	5	% Occupancy in COVID Beds	29.18%
	6	Total ICU/HDU Beds in the COVID Hospitals	1,809
7	Total Number of Ventilators in the COVID Hospitals	1090	

QUARANTINE DETAILS	Home Quarantine		
	1	Total Home Quarantined People	10,23,042
	2	Total number of people currently in Home Quarantine	91,254
	3	Total number of people released from Home Quarantine	9,31,788
	Safe Homes		
	1	Total Number of Safe Homes	200
	2	Total Number of Beds in Safe Homes	11,507
	3	Total Number of Patients in Safe Homes currently	903



Department of Health & Family Welfare Govt. of West Bengal

WEST BENGAL COVID-19 HEALTH BULLETIN – 24th NOVEMBER 2020

V

DISTRICT SNAPSHOT#

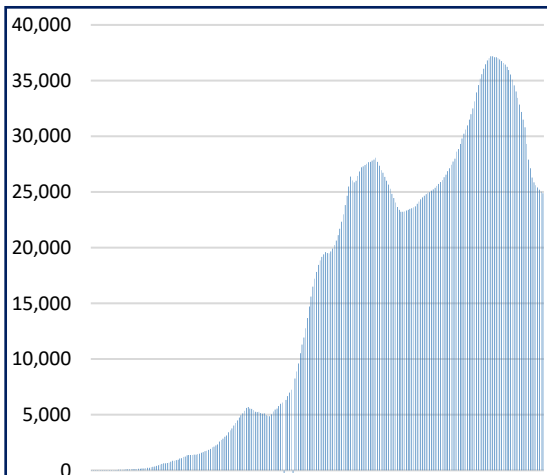
1	2	3	4	5	6 = 3-4-5	7
S. No	District	Total Cases	Total Discharged	Total Deaths	Total Active Cases	Last Reported Case
1	Alipurduar	7,118 ⁺²⁹	6,938 ⁺³³	81	99 ⁻⁴	23- Nov
2	Coochbehar	10,363 ⁺⁵¹	10,026 ⁺⁵⁴	60	277 ⁻³	23- Nov
3	Darjeeling	14,682 ⁺⁸³	13,781 ⁺¹³¹	175 ⁺¹	726 ⁻⁴⁹	23- Nov
4	Kalimpong	1,714 ⁺⁶	1,651 ⁺¹²	20 ⁺¹	43 ⁻⁷	23- Nov
5	Jalpaiguri	11,902 ⁺¹³³	11,051 ⁺⁷¹	126 ⁺¹	725 ⁺⁶¹	23- Nov
6	Uttar Dinajpur	5,585 ⁺²¹	5,342 ⁺³⁷	60 ⁺²	183 ⁻¹⁸	23- Nov
7	Dakshin Dinajpur	7,690 ⁺¹⁶	7,419 ⁺²⁹	57	214 ⁻¹³	23- Nov
8	Malda	11,212 ⁺⁵³	10,808 ⁺⁴⁶	95	309 ⁺⁷	23- Nov
9	Murshidabad	10,575 ⁺¹⁰¹	10,053 ⁺⁷⁸	118	404 ⁺²³	23- Nov
10	Nadia	17,064 ⁺²¹⁹	15,936 ⁺²¹⁵	213 ⁺¹	915 ⁺³	23- Nov
11	Birbhum	7,708 ⁺⁶⁰	7,319 ⁺⁹⁴	67	322 ⁻³⁴	23- Nov
12	Purulia	5,963 ⁺²⁵	5,773 ⁺¹⁶	38	152 ⁺⁹	23- Nov
13	Bankura	9,549 ⁺⁶²	9,081 ⁺⁶¹	85 ⁺¹	383	23- Nov
14	Jhargram	2,447 ⁺³⁶	2,246 ⁺²²	14	187 ⁺¹⁴	23- Nov
15	Paschim Medinipur	17,537 ⁺⁹⁶	16,741 ⁺⁹⁰	249 ⁺³	547 ⁺³	23- Nov
16	Purba Medinipur	17,644 ⁺⁸⁴	16,666 ⁺⁷⁸	229	749 ⁺⁶	23- Nov
17	Purba Bardhaman	9,867 ⁺⁹³	9,181 ⁺⁶³	84 ⁺¹	602 ⁺²⁹	23- Nov
18	Paschim Bardhaman	12,632 ⁺¹¹⁰	11,715 ⁺⁶⁰	122	795 ⁺⁵⁰	23- Nov
19	Howrah	30,155 ⁺¹⁶¹	28,447 ⁺²²³	855 ⁺⁷	853 ⁻⁶⁹	23- Nov
20	Hooghly	23,926 ⁺¹⁹¹	22,124 ⁺²⁹³	392 ⁺²	1,410 ⁻¹⁰⁴	23- Nov
21	North 24 Parganas	95,894 ⁺⁸¹⁶	87,441 ⁺⁸³⁸	1,916 ⁺¹⁵	6,537 ⁻³⁷	23- Nov
22	South 24 Parganas	30,547 ⁺²³²	28,414 ⁺²¹⁹	536 ⁺³	1,597 ⁺¹⁰	23- Nov
23	Kolkata	1,01,623 ⁺⁸⁶⁷	92,246 ⁺⁸⁸³	2,526 ⁺¹¹	6,851 ⁻²⁷	23- Nov
24	Other State	66	63	3	0	6-June
TOTAL		4,63,463^{+3,545}	4,30,462^{+3,646}	8,121⁺⁴⁹	24,880⁻¹⁵⁰	

#District Wise data is subject to verification and may change

#Daily increase/decrease with respect to previous day is in superscript as +/- (Eg: +4)

VI

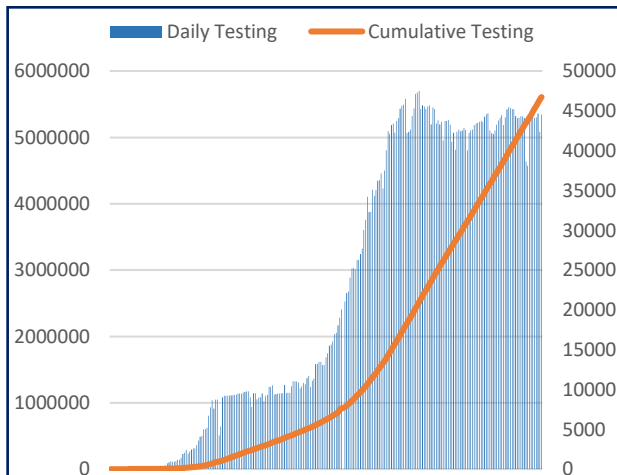
DAILY CUMULATIVE ACTIVE COVID-19 CASES



17th March to 24th Nov

VII

SAMPLES TESTED (Daily and Cumulative)



17th March to 24th Nov



Department of Health & Family Welfare
Govt. of West Bengal

WEST BENGAL COVID-19 HEALTH BULLETIN – 24th NOVEMBER 2020

VIII

UNIT WISE EQUIPMENT SUPPLY (CUMULATIVE)

S. No.	Unit Name	PPE	N95/FFP2	Regular Masks		Gloves	Sanitizer (In ltr.)
				Reusable Mask	Disposable Mask		
1	Alipurduar	17,800	24,250	13,400	97,900	70,200	4,642.0
2	Bankura	43,950	43,700	27,300	1,61,550	1,04,200	7,148.0
3	Birbhum	36,150	24,300	32,400	96,050	49,700	5,771.0
4	Bishnupur HD	13,850	30,100	54,600	1,22,250	1,11,200	5,711.0
5	Coochbehar	32,100	27,450	26,950	41,100	7,200	4,354.0
6	Dakshin Dinajpur	20,400	18,650	21,500	1,21,600	79,700	4,921.0
7	Darjeeling	51,250	50,650	22,900	32,200	10,700	4,298.0
8	Diamond Harbour HD	39,250	30,300	28,000	1,04,550	1,01,500	4,034.0
9	Hooghly	60,370	49,750	47,000	1,74,200	1,54,100	11,041.0
10	Howrah	1,10,450	71,000	63,780	2,00,050	2,23,200	6,531.0
11	Jalpaiguri	34,800	34,600	45,300	1,11,000	61,200	5,663.0
12	Jhargram	13,250	13,100	24,890	54,050	51,200	4,193.0
13	Kalimpong	21,150	20,900	19,000	68,050	35,200	4,170.5
14	Malda	26,100	22,200	26,000	87,100	95,700	7,151.0
15	Murshidabad	33,333	48,880	48,200	1,43,100	1,34,200	10,080.0
16	Nadia	57,570	37,240	37,100	1,46,050	1,27,700	5,331.0
17	North 24 Parganas	97,800	72,740	31,440	1,89,000	1,18,700	7,133.5
18	Basirhat HD	42,820	43,230	32,280	1,44,050	1,61,000	5,297.0
19	Paschim Bardhaman	35,850	32,100	17,780	1,18,000	1,15,900	1,707.0
20	Paschim Medinipur	32,450	45,300	41,090	1,55,050	1,37,700	6,935.0
21	Purba Bardhaman	57,650	49,700	27,100	1,36,550	1,38,700	9,243.0
22	Purba Medinipur	52,050	38,700	33,220	87,050	94,100	1,731.0
23	Nandigram HD	16,750	31,100	30,640	1,21,050	80,200	7,029.0
24	Purulia	49,950	34,100	52,700	1,48,550	1,17,700	7,421.0
25	Rampurhat HD	24,150	29,000	30,300	61,550	69,500	5,637.0
26	South 24 Parganas	54,450	32,100	33,400	1,07,250	1,02,400	2,141.0
27	Uttar Dinajpur	35,750	43,550	43,850	1,13,050	1,25,200	5,753.0
28	Bankura S MC&H	19,500	42,650	10,200	1,78,500	1,78,400	2,660.0
29	Coochbehar MC&H	13,800	13,900	14,600	50,500	80,500	3,042.0
30	NB MC&H	40,350	94,500	20,000	2,24,200	2,15,500	7,890.0
31	Diamond Harbour MC&H	13,300	21,700	10,100	1,42,500	1,41,500	3,598.0
32	Malda MC&H	18,800	69,100	13,100	1,78,500	2,02,500	5,568.0
33	Murshidabad MC&H	30,130	68,450	14,600	1,19,000	1,78,500	1,940.0
34	Bardhaman MC&H	23,900	34,100	17,500	1,79,500	2,03,500	2,998.0
35	Medinipur MC&H	53,800	70,200	34,100	2,49,500	1,82,000	11,198.0
36	Purulia MC&H	13,300	19,900	51,600	99,500	1,09,000	4,098.0
37	Rampurhat MC&H	21,400	24,400	17,600	39,000	64,500	10,048.0
38	Raiganj MC&H	14,100	11,900	13,100	51,500	74,000	1,890.0
39	JNM MC&H	17,400	20,000	24,000	45,000	42,000	2,572.0
40	Sagar Dutta MC&H	59,520	82,330	17,600	1,65,550	1,80,500	7,278.0
41	ID & BG Hospital	45,050	58,800	20,600	1,01,100	75,500	2,671.0
42	RG Kar MCH	40,850	61,000	15,800	2,91,050	3,00,700	6,807.0
43	NRS MCH	60,250	86,000	30,800	2,14,550	1,92,200	4,490.0
44	IPGMER & SSKMH	98,900	1,08,590	66,600	4,12,050	3,99,500	14,217.0
45	Medical College, Kolkata	1,48,450	1,32,000	20,800	2,96,050	3,67,500	8,212.0
46	CNMCH	51,350	47,800	23,150	1,33,500	99,500	3,472.0
47	Other Govt Dept/Institutions	4,07,201	3,66,995	2,10,388	10,08,921	9,72,402	52,755.3
48	Stock in hand-In Transit	3,69,468	7,22,035	7,89,001	3,287	508	36,318.9
TOTAL		26,72,262	31,55,040	23,47,359	73,25,208	69,38,210	3,48,790.2

*In addition to State supply, local procurement is also done.



Department of Health & Family Welfare Govt. of West Bengal

WEST BENGAL COVID-19 HEALTH BULLETIN – 24th NOVEMBER 2020

IX

DETAILS OF TESTING LABS

S. No.	Name of Testing Lab	Samples Tested	Method of Testing	Functional WEF
1	NICED	1,38,570	RT-PCR	Since Beginning
2	SSKM	2,03,975	RT-PCR	17-Mar
3	Medinipur MCH	1,36,400	RT-PCR	24-Mar
4	North Bengal MCH	2,29,966	RT-PCR	29-Mar
5	School of Tropical Medicine	1,57,405	RT-PCR	01-Apr
6	Apollo Hospital	30,451	RT-PCR	06-Apr
7	Tata Medical Centre	15,447	RT-PCR	06-Apr
8	Malda MCH	1,56,703	RT-PCR	08-Apr
9	Dr. Lal Pathlab	1,52,585	RT-PCR	17-Apr
10	Command Hospital	22,626	RT-PCR	17-Apr
11	CNCI	14,950	RT-PCR	22-Apr
12	RG Kar MCH	1,64,987	RT-PCR	24-Apr
13	SURAKSHA	92,238	RT-PCR	24-Apr
14	Murshidabad MCH	1,15,191	RT-PCR	26-Apr
15	Peerless	36,963	RT-PCR	30-Apr
16	Burdwan MCH	1,16,353	RT-PCR	06-May
17	MCH Kolkata	78,558	RT-PCR	08-May
18	NRS MCH	78,164	RT-PCR	12-May
19	Sanaka Hospitals	84,603	RT-PCR	12-May
20	Medica Hospital	84,269	RT-PCR	15-May
21	Bankura MCH	98,996	RT-PCR	22-May
22	Suri DH	84,693	RT-PCR	22-May
23	Coochbehar GMCH	82,904	RT-PCR	06-Jun
24	COMJNM Kalyani	1,13,502	RT-PCR	10-Jun
25	Desun Hospital	3,555	RT-PCR	17-Jun
26	RN Tagore Hospital	16,469	RT-PCR	24-Jun
27	Raigunj MCH	57,043	RT-PCR	26-Jun
28	Jagannath Gupta Institute of Medical Sciences	2,797	RT-PCR	06-Jul
29	ESI-Postgraduate Institute of Medical Science and Research	5,541	RT-PCR	16-Jul
30	Remedy Lifecare, Kolkata	6,368	RT-PCR	21-Jul
31	AMRI Dhakuria	27,523	RT-PCR	19-May
32	Rampurhat MCH	41,743	RT-PCR	19-May
33	CNMCH	35,421	RT-PCR	20-May
34	DH GMCH	62,570	RT-PCR	20-May
35	COMSDH	30,454	RT-PCR	27-May
36	Purulia Govt. MCH	49,678	RT-PCR	03-Jun
37	SRL Lab	48,149	RT-PCR	18-Jun
38	Probe diagnostics	9,698	RT-PCR	14-Aug
39	Pulse Diagnostics	16,559	RT-PCR	12-Sept
40	RB Diagnostic Kolkata	12,089	RT-PCR	20-Sept
41	Purba Medinipur DH	7,190	RT-PCR	24-Sept
42	B.P. Poddar Hospital & Medical Research Ltd	326	RT-PCR	27-Oct
43	Swastik Clinic & Seva Sadan Pvt. Ltd., Birbhum	68	RT-PCR	27-Oct
44	Repromed Diagnostic Ltd	2,128	RT-PCR	24-Sept
45	Gouri Devi Institute of Medical Sciences and Hospital	117	RT-PCR	7-Nov
46	AMRI Salt Lake	9,765	CBNAAT	01-May
47	CMRI	8,219	CBNAAT	13-May
48	Asansol DH	1,962	TRUENAT	19-May

Note: Average tests per CBNAAT and TRUENAT machines are 32 per day and 16 per day respectively



Department of Health & Family Welfare Govt. of West Bengal

WEST BENGAL COVID-19 HEALTH BULLETIN – 24th NOVEMBER 2020

IX

DETAILS OF TESTING LABS

S. No.	Name of Testing Lab	Samples Tested	Method of Testing	Functional WEF
49	Jhargram DH	2,131	TRUENAT	19-May
50	Falakata SSH	3,205	TRUENAT	20-May
51	Balurghat DH	2,097	TRUENAT	22-May
52	Serampore DH	1,114	TRUENAT	25-May
53	Uluberia SSH	1,588	TRUENAT	27-May
54	Jangipur SDH	1,446	TRUENAT	27-May
55	Egra SDH	524	TRUENAT	27-May
56	MR Bangur Hospital	398	TRUENAT	28-May
57	Chanchal SDH	556	TRUENAT	28-May
58	Biswa Bangla Krirangan COVID Hospital	66,731	TRUENAT	31-May
59	Woodlands	4,206	CBNAAT	11-Jun
60	Alipurduar DH	1,542	TRUENAT	16-Jun
61	Basirhat DH	312	TRUENAT	19-Jun
62	Anandaloke Sonoscan, Siliguri	2,996	TRUENAT	27-Jun
63	Gangarampur SDH	1,019	CBNAAT	16-Jul
64	Contai SDH	286	TRUENAT	20-Jul
65	ILS hospital	1,360	TRUENAT	25-Jul
66	Uttar Latabari DH	87	TRUENAT	04-Aug
67	Nandigram SSH/DH	789	TRUENAT	04-Aug
68	Panskura Hospital	331	TRUENAT	06-Aug
69	Chittaranjan Seva Sadan Hospital	1,525	TRUENAT	10-Aug
70	Dr. PK Saha Hospital, Coochbihar	2,167	TRUENAT	11-Aug
71	Salt Lake SDH	579	TRUENAT	13-Aug
72	Charnock Hospital	2,318	TRUENAT	14-Aug
73	Gabberia SGH	104	TRUENAT	15-Aug
74	Spandan Disgnostic Center	4,522	TRUENAT	16-Aug
75	Kakdwip SSH	157	TRUENAT	17-Aug
76	Mal SSH	72	TRUENAT	18-Aug
77	Howrah DH	124	TRUENAT	21-Aug
78	Sagardighi SSH	248	TRUENAT	2-Sept
79	Domkal SSH	149	TRUENAT	6-Sept
80	Udaynarayanpur SGH Howrah	35	TRUENAT	7- Sept
81	GD Hospital & Diabetes Institute, Howrah	599	CBNAAT	8-Sept
82	Nightingale Diagnostic & Medicare Centre	937	TRUENAT	12-Sept
83	Bhagirathi Neotia Woman * Child Care Centre	174	CBNAAT	16-Sept
84	Krishnanagar DTC	69	TRUENAT	29-Sept
85	Mission Hospital, Durgapur	2,670	TRUENAT	29-Sept
86	Medinova, Kolkata	1,251	TRUENAT	1-Oct
87	Specialist Clinic & Diagnostic, Barasat	365	TRUENAT	1-Oct
88	MSS Bansal Medical, Kolkata	1,723	TRUENAT	2-Oct
89	TLJ, SGH, Howrah	19	TRUENAT	2-Oct
90	Narayan Memorial Hospital, Kolkata	124	TRUENAT	2-Oct
91	Kalimpong DH	219	TRUENAT	6-Oct
92	Mirik BPHC, Darjeeling	135	TRUENAT	9-Oct
93	Barjore SSH, Bankura	78	TRUENAT	11-Oct
94	Darjeeling DH	83	TRUENAT	11-Oct
95	Metropolis Kolkata	11	TRUENAT	14-Oct
96	<i>Antigen Test done within the State</i>	24,29,726	-	-
97	<i>Samples Tested in Labs Outside the State</i>	1,21,061	RT-PCR	-
TOTAL		56,09,893		

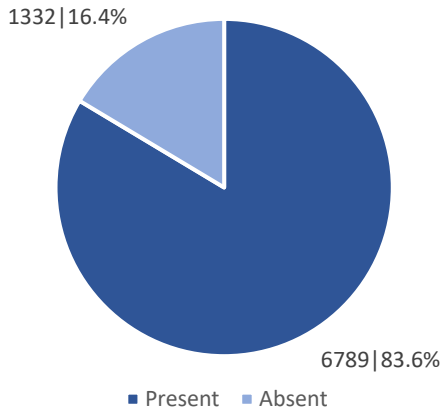
Note: Average tests per CBNAAT and TRUENAT machines are 32 per day and 16 per day respectively



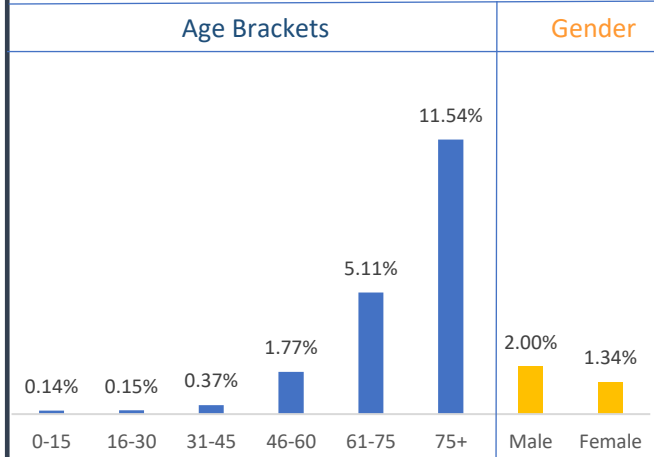
WEST BENGAL COVID-19 HEALTH BULLETIN – 24th NOVEMBER 2020

X

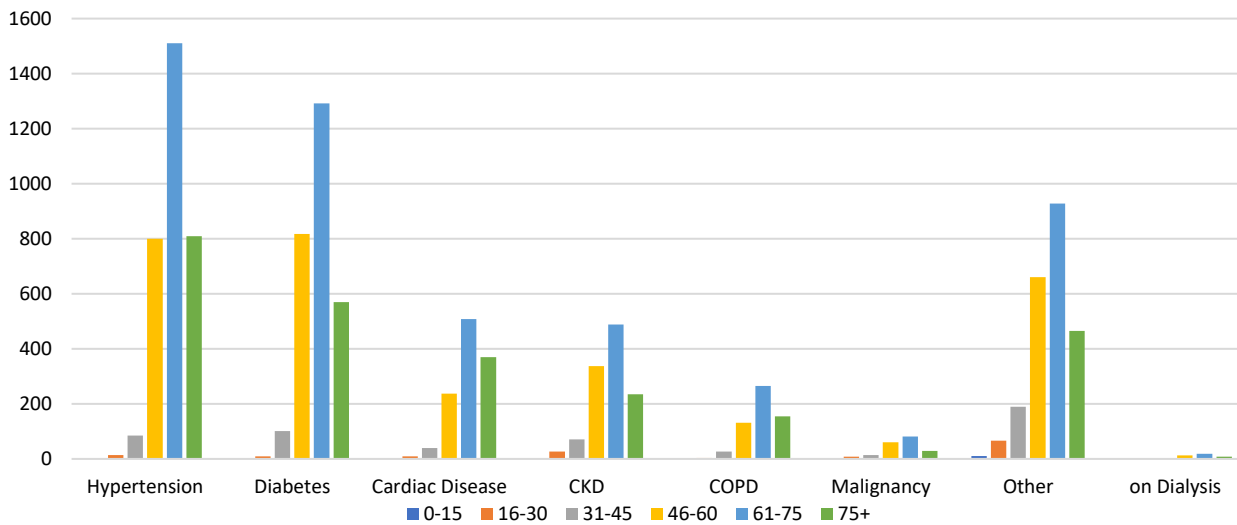
Comorbidity Status in Deceased Cases (n=8,121)



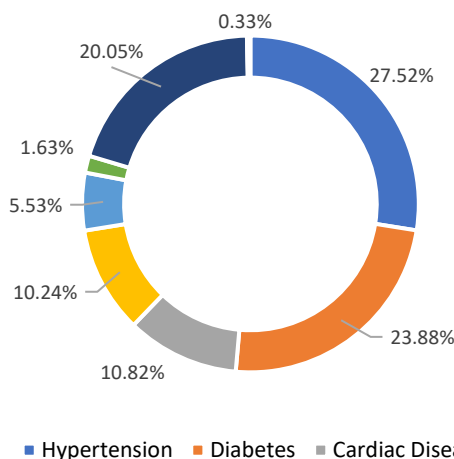
Fatality Rate in Respective Age Brackets & Gender Group



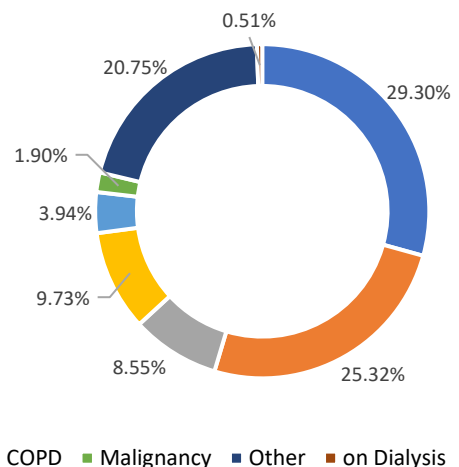
Age Group Wise Comorbidities Among Deceased



Share of Comorbidities in Male



Share of Comorbidities in Female



FATALITY ANALYSIS



Department of Health & Family Welfare Govt. of West Bengal

WEST BENGAL COVID-19 HEALTH BULLETIN – 24th NOVEMBER 2020

XI

EQUIPMENT SUPPLY

S. No	Equipment	Ordered by State Govt.	Received Yesterday	Total Received by State Govt.	Order Pending
1	PPEs	29.10 L	6,000	26.01 L	3.09 L
2	N95/FFP2 Masks	36.20 L	25,000	30.59 L	5.61 L
3	Regular Masks	85.20 L	30,000	76.45 L	8.75 L
4	Hand Sanitizers (In Ltrs.)	3.61 L	1,000	3.31 L	0.30 L
5	Gloves	75.00 L	25,000	66.25 L	8.75 L
6	Thermal Guns	20,000	NIL	20,000	NIL

XII

DEDICATED COVID-19 HELPLINE (24 X 7)

1. Dedicated COVID-19 Helpline : **1800 313 444 222**
2. Direct Telemedicine Line : **033 23576001**
3. Ambulance Service : **033 40902929**
4. COVID Telemedicine App "[Covid Telemedicine WB](#)" on Google Play Store
 - These services include allocation of beds in Govt. hospitals and Safe Homes
 - Telemedicine for citizens at large and those in home isolation
 - Ambulance service includes guidance and provision of Govt. ambulance
5. Tele-Psychological counselling services have started since August 1st, 2020.

General Queries

1	A	Total Queries addressed in last 24 hours	2,985
	B	Total Queries addressed till 23 rd November	14,35,066

Telemedicine

2	A	Total consultations given in last 24 hours	3,056
	B	Total consultations given till 23 rd November	4,75,671

Ambulance Services

3	A	Ambulances assigned in last 24 hours	457
	B	Total calls received in last 24 hours	461

Tele-Psychological Counselling

4	A	Counselling given in last 24 hours	3,245
	B	Counselling given till 23 rd November	1,70,840

State Government Interventions :

- Weekly death rate is 1.48% .Both death rate and Infection rate are showing a downward trend.
- Additional 1974 Oxygenated beds and 805 ICU/HDU beds will be added within November 2020
- Status of availability of beds for COVID positive patients in government and private hospitals is available at Health & FW Department's website: www.wbhealth.gov.in
- Safe Homes : An initiative by the Government of West Bengal for care and treatment of asymptomatic/mild symptomatic COVID patients for whom home isolation is not possible /advisable
- As per State Government advisory Satellite Health Facilities are being developed by private hospitals in close vicinity of their hospitals as separate health facility for treatment of asymptomatic/mild symptomatic COVID patients. This intervention is expected to free beds in the hospitals for serious patients.

All the guidelines and orders relating to Covid-19 are posted on www.wbhealth.gov.in

You can follow us on :

Facebook at: <https://www.facebook.com/wbdhfw/>

Twitter at: <https://twitter.com/wbdhfw>