



# Department of Health & Family Welfare Govt. of West Bengal

## WEST BENGAL COVID-19 HEALTH BULLETIN - 24<sup>th</sup> AUGUST 2020

### Active COVID-19 Cases as on 24<sup>th</sup> August: 27,694

#### COVID 19 STATUS

S. No	Subject	Number
1	Total COVID-19 Cases till 23 <sup>rd</sup> August	1,38,870
2	New COVID-19 Cases on 24 <sup>th</sup> August	2,967
<b>3</b>	<b>Total COVID-19 Cases till 24<sup>th</sup> August (1+2)</b>	<b>1,41,837</b>
4	Total Discharged	1,11,292 (+3,285)
5	Total Deaths as on 24 <sup>th</sup> August*	2,851 (+57)
<b>6</b>	<b>Active COVID-19 Cases as on 24<sup>th</sup> August</b>	<b>27,694 (-375)</b>
7	Discharge Rate (4/3)	78.46%

**Note:** All figures updated till 9AM, 24<sup>th</sup> August

#Daily increase/decrease with respect to previous day is shown as (+/-)

\*Complete analysis can be referred from **Section X**, (Page no. 5)

#### TESTING SNAPSHOT

S. No	Subject	Number
1	Samples Tested till 23 <sup>rd</sup> August	15,61,311
2	Samples Tested on 24 <sup>th</sup> August	35,267
<b>3</b>	<b>Total Number of Samples Tested till 24<sup>th</sup> August (1+2)</b>	<b>15,96,578</b>
4	Tests per Million population	17,740
5	% of Positive Cases out of Samples Tested	8.88%
6	Total Testing Laboratories*	70
7	Testing Laboratories added this week	3
8	Testing Laboratories pending approval	1

\*Detailed breakup of these laboratories is given on **Page 4**

#### INFRASTRUCTURE DETAILS

S. No	Subject	Number
1	Total Number of Hospitals dedicated for treating COVID-19	87
2	Total Number of Govt. Hospitals dedicated for treating COVID-19	32
3	Total Number of Pvt. Hospitals requisitioned for treating COVID-19	55
4	Total Number of earmarked COVID-19 Beds	12,035
5	% Occupancy in COVID Beds	35.57%
6	Total ICU Beds in the COVID Hospitals	1,243
7	Total Number of Ventilators in the COVID Hospitals	790

#### IV

#### QUARANTINE DETAILS

Institutional Quarantine		
1	Total Govt. Quarantine Centres	582
2	Total number of people in Govt. Quarantine Centres	2,517
3	Total number of people released from Govt. Quarantine Centres	1,07,124
Home Quarantine		
1	Total Home Quarantined People	4,88,752
2	Total number of people currently in Home Quarantine	47,814
3	Total number of people released from Home Quarantine	4,40,938
Safe Homes		
1	Total Number of Safe Homes	200
2	Total Number of Beds in Safe Homes	11,507
3	Total Number of Patients in Safe Homes currently	1,879



# Department of Health & Family Welfare Govt. of West Bengal

## WEST BENGAL COVID-19 HEALTH BULLETIN - 24<sup>th</sup> AUGUST 2020

V

DISTRICT SNAPSHOT#

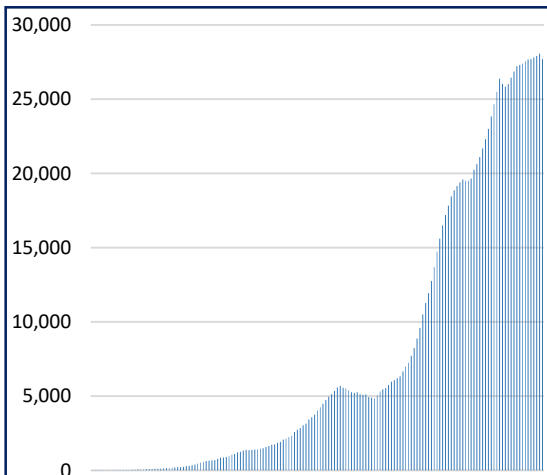
1	2	3	4	5	6 = 3-4-5	7
S. No	District	Total Cases	Total Discharged	Total Deaths	Total Active Cases	Last Reported Case
1	Alipurduar	1,412 <sup>+115</sup>	938 <sup>+23</sup>	8 <sup>+1</sup>	466 <sup>+91</sup>	23-August
2	Coochbehar	2,165 <sup>+24</sup>	1,738 <sup>+73</sup>	5 <sup>+1</sup>	422 <sup>-50</sup>	23-August
3	Darjeeling	4,416 <sup>+109</sup>	3,483 <sup>+95</sup>	61 <sup>+1</sup>	872 <sup>+13</sup>	23-August
4	Kalimpong	423 <sup>+21</sup>	285 <sup>+10</sup>	3	135 <sup>+11</sup>	23-August
5	Jalpaiguri	2,891 <sup>+98</sup>	2,154 <sup>+69</sup>	27 <sup>+1</sup>	710 <sup>+28</sup>	23-August
6	Uttar Dinajpur	2,040 <sup>+29</sup>	1,661 <sup>+55</sup>	18	361 <sup>-26</sup>	23-August
7	Dakshin Dinajpur	3,421 <sup>+108</sup>	2,414 <sup>+242</sup>	23 <sup>+2</sup>	984 <sup>-136</sup>	23-August
8	Malda	4,565 <sup>+57</sup>	3,863 <sup>+101</sup>	31 <sup>+1</sup>	671 <sup>-45</sup>	23-August
9	Murshidabad	2,830 <sup>+98</sup>	1,979 <sup>+137</sup>	34 <sup>+1</sup>	817 <sup>-40</sup>	23-August
10	Nadia	2,958 <sup>+91</sup>	2,250 <sup>+77</sup>	31	677 <sup>+14</sup>	23-August
11	Birbhum	1,510 <sup>+43</sup>	1,193 <sup>+38</sup>	12	305 <sup>+5</sup>	23-August
12	Purulia	905 <sup>+115</sup>	557 <sup>+28</sup>	1	347 <sup>+87</sup>	23-August
13	Bankura	2,073 <sup>+102</sup>	1,469 <sup>+98</sup>	0	604 <sup>+4</sup>	23-August
14	Jhargram	202	142 <sup>+4</sup>	2	58 <sup>-4</sup>	22-August
15	Paschim Medinipur	3,368 <sup>+154</sup>	2,113 <sup>+84</sup>	34 <sup>+2</sup>	1,221 <sup>+68</sup>	23-August
16	Purba Medinipur	5,095 <sup>+134</sup>	3,608 <sup>+183</sup>	47 <sup>+1</sup>	1,440 <sup>-50</sup>	23-August
17	Purba Bardhaman	2,361 <sup>+38</sup>	1,897 <sup>+73</sup>	16 <sup>+1</sup>	448 <sup>-36</sup>	23-August
18	Paschim Bardhaman	3,018 <sup>+96</sup>	2,148 <sup>+93</sup>	26 <sup>+1</sup>	844 <sup>+2</sup>	23-August
19	Howrah	12,456 <sup>+104</sup>	10,590 <sup>+229</sup>	338 <sup>+9</sup>	1,528 <sup>-134</sup>	23-August
20	Hooghly	6,816 <sup>+108</sup>	5,210 <sup>+94</sup>	113 <sup>+4</sup>	1,493 <sup>+10</sup>	23-August
21	North 24 Parganas	30,015 <sup>+700</sup>	23,477 <sup>+605</sup>	659 <sup>+12</sup>	5,879 <sup>+83</sup>	23-August
22	South 24 Parganas	10,109 <sup>+158</sup>	8,216 <sup>+223</sup>	172 <sup>+6</sup>	1,721 <sup>-71</sup>	23-August
23	Kolkata	36,722 <sup>+465</sup>	29,844 <sup>+651</sup>	1,187 <sup>+13</sup>	5,691 <sup>-199</sup>	23-August
24	Other State	66	63	3	0	6-June
<b>TOTAL</b>		<b>1,41,837<sup>+2,967</sup></b>	<b>1,11,292<sup>+3,285</sup></b>	<b>2,851<sup>+57</sup></b>	<b>27,694<sup>-375</sup></b>	

#District Wise data is subject to verification and may change

#Daily increase/decrease with respect to previous day is in superscript as +/- (Eg: +4)

VI

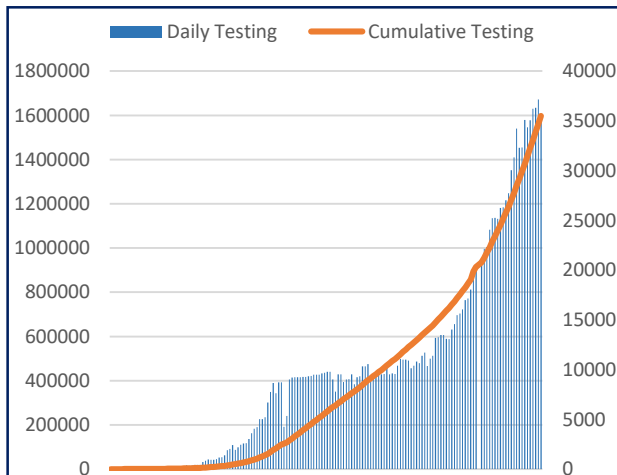
DAILY CUMULATIVE ACTIVE COVID-19 CASES



17<sup>th</sup> March to 24<sup>th</sup> August

VII

SAMPLES TESTED (Daily and Cumulative)



17<sup>th</sup> March to 24<sup>th</sup> August



## Department of Health & Family Welfare Govt. of West Bengal

### WEST BENGAL COVID-19 HEALTH BULLETIN - 24<sup>th</sup> AUGUST 2020

**VIII**

**UNIT WISE EQUIPMENT SUPPLY (CUMULATIVE)**

S. No.	Unit Name	PPE	N95/FFP2	Regular Masks		Gloves	Sanitizer (In ltr.)
				Reusable Mask	Disposable Mask		
1	Alipurduar	13,800	16,650	13,400	73,400	49,700	3,542.0
2	Bankura	26,250	25,200	22,800	99,050	59,200	5,348.0
3	Birbhum	25,450	15,700	30,400	57,550	11,200	4,521.0
4	Bishnupur HD	10,350	19,400	46,600	84,250	73,200	4,861.0
5	Coochbehar	24,600	15,850	24,700	23,100	4,700	3,104.0
6	Dakshin Dinajpur	13,900	12,550	21,500	76,100	52,700	4,071.0
7	Darjeeling	26,750	28,150	22,900	24,200	6,700	4,098.0
8	Diamond Harbour HD	32,250	22,300	27,000	78,550	53,500	3,034.0
9	Hooghly	34,370	25,250	39,000	91,700	70,600	6,641.0
10	Howrah	78,950	43,000	52,780	1,21,050	1,43,200	5,531.0
11	Jalpaiguri	24,800	21,600	44,300	72,000	13,700	4,163.0
12	Jhargram	7,550	8,300	24,890	38,550	31,200	3,243.0
13	Kalimpong	13,150	14,300	19,000	42,550	8,200	2,970.5
14	Malda	18,600	16,700	26,000	63,100	65,700	5,851.0
15	Murshidabad	20,333	29,380	42,700	82,100	44,700	9,480.0
16	Nadia	45,070	19,240	33,800	96,550	90,700	4,331.0
17	North 24 Parganas	51,300	33,240	31,440	1,02,000	52,700	6,433.5
18	Basirhat HD	34,320	26,230	31,280	1,04,550	1,16,000	3,597.0
19	Paschim Bardhaman	24,650	19,400	17,580	56,500	74,400	1,407.0
20	Paschim Medinipur	22,450	28,300	36,590	93,550	93,200	5,235.0
21	Purba Bardhaman	34,150	27,200	23,800	85,050	86,700	6,143.0
22	Purba Medinipur	33,550	19,700	32,220	24,550	28,100	1,731.0
23	Nandigram HD	9,750	17,900	30,140	85,050	57,200	5,929.0
24	Purulia	33,950	18,600	47,200	97,550	80,200	6,171.0
25	Rampurhat HD	16,650	16,600	25,300	38,550	39,000	3,787.0
26	South 24 Parganas	32,450	20,100	26,900	56,250	50,400	1,941.0
27	Uttar Dinajpur	30,750	25,550	41,600	73,050	54,700	4,203.0
28	Bankura S MC&H	11,000	25,650	10,200	1,10,000	1,16,900	1,260.0
29	Coochbehar MC&H	10,800	10,400	14,600	38,000	51,000	2,092.0
30	NB MC&H	26,350	51,000	20,000	1,33,700	1,25,500	4,890.0
31	Diamond Harbour MC&H	12,300	13,200	10,100	95,500	1,00,500	2,098.0
32	Malda MC&H	13,800	37,100	13,100	1,30,500	1,35,500	3,618.0
33	Murshidabad MC&H	24,630	35,450	14,600	73,000	93,500	1,690.0
34	Bardhaman MC&H	16,400	22,100	17,500	1,06,500	1,11,500	2,698.0
35	Medinipur MC&H	30,300	35,700	27,100	1,45,500	1,09,500	6,498.0
36	Purulia MC&H	11,300	13,700	51,600	70,500	75,500	3,098.0
37	Rampurhat MC&H	16,400	13,900	17,600	29,000	40,500	7,198.0
38	Raiganj MC&H	9,100	7,900	11,100	26,000	35,500	1,490.0
39	JNM MC&H	15,900	18,000	22,000	40,000	20,500	1,972.0
40	Sagar Dutta MC&H	26,020	38,330	17,600	86,050	1,12,000	4,578.0
41	ID & BG Hospital	33,050	41,800	20,600	73,100	53,500	2,671.0
42	RG Kar MCH	27,850	46,000	15,800	1,91,050	1,98,700	4,807.0
43	NRS MCH	41,250	43,500	30,300	1,03,550	91,200	3,140.0
44	IPGMER & SSKMH	73,900	69,590	53,100	2,87,550	2,83,500	8,267.0
45	Medical College, Kolkata	90,450	78,000	18,800	1,81,050	2,37,500	5,112.0
46	CNMCH	40,850	38,300	23,150	1,16,500	47,500	3,272.0
47	Other Govt Dept/Institutions	2,89,976	2,52,825	1,87,458	6,54,326	6,14,402	36,518.3
48	Stock in hand-In Transit	6,01,493	2,22,205	5,73,231	4,25,382	7,508	29,455.9
<b>TOTAL</b>		<b>21,63,262</b>	<b>17,01,040</b>	<b>20,05,359</b>	<b>50,57,208</b>	<b>41,73,210</b>	<b>2,57,790.2</b>

*\*In addition to State supply, local procurement is also done.*



# Department of Health & Family Welfare Govt. of West Bengal

## WEST BENGAL COVID-19 HEALTH BULLETIN - 24<sup>th</sup> AUGUST 2020

IX

DETAILS OF TESTING LABS

S. No.	Name of Testing Lab	Samples Tested	Method of Testing	Functional WEF
1	NICED	94,891	RT-PCR	Since Beginning
2	SSKM	1,01,261	RT-PCR	17-Mar
3	Medinipur MCH	93,587	RT-PCR	24-Mar
4	North Bengal MCH	1,15,540	RT-PCR	29-Mar
5	School of Tropical Medicine	60,271	RT-PCR	01-Apr
6	Apollo Hospital	12,262	RT-PCR	06-Apr
7	Tata Medical Centre	9,494	RT-PCR	06-Apr
8	Malda MCH	66,802	RT-PCR	08-Apr
9	Dr. Lal Pathlab	89,173	RT-PCR	17-Apr
10	Command Hospital	9,945	RT-PCR	17-Apr
11	CNCI	8,064	RT-PCR	22-Apr
12	RG Kar MCH	84,694	RT-PCR	24-Apr
13	SURAKSHA	50,202	RT-PCR	24-Apr
14	Murshidabad MCH	58,274	RT-PCR	26-Apr
15	Peerless	16,206	RT-PCR	30-Apr
16	Burdwan MCH	49,045	RT-PCR	06-May
17	MCH Kolkata	24,973	RT-PCR	08-May
18	NRS MCH	32,875	RT-PCR	12-May
19	Sanaka Hospitals	43,559	RT-PCR	12-May
20	Medica Hospital	41,889	RT-PCR	15-May
21	Bankura MCH	43,262	RT-PCR	22-May
22	Suri DH	32,815	RT-PCR	22-May
23	Coochbehar GMCH	10,478	RT-PCR	06-Jun
24	COMJNM Kalyani	31,180	RT-PCR	10-Jun
25	Desun Hospital	1,419	RT-PCR	17-Jun
26	RN Tagore Hospital	4,881	RT-PCR	24-Jun
27	Raigunj MCH	16,600	RT-PCR	26-Jun
28	Jagannath Gupta Institute of Medical Sciences	908	RT-PCR	06-Jul
29	ESI-Postgraduate Institute of Medical Science and Research	1,804	RT-PCR	16-Jul
30	Remedy Lifecare, Kolkata	1,505	RT-PCR	21-Jul
31	AMRI Dhakuria	9,963	RT-PCR	19-May
32	Rampurhat MCH	15,142	RT-PCR	19-May
33	CNMCH	6,600	RT-PCR	20-May
34	DH GMCH	12,489	RT-PCR	20-May
35	COMSDH	7,168	RT-PCR	27-May
36	Purulia Govt. MCH	10,898	RT-PCR	03-Jun
37	SRL Lab	4,090	RT-PCR	18-Jun
38	Probe diagnostics	97	RT-PCR	14-Aug
39	AMRI Salt Lake	4,349	CBNAAT	01-May
40	CMRI	3,308	CBNAAT	13-May
41	Asansol DH	1,267	TRUENAT	19-May
42	Jhargram DH	828	TRUENAT	19-May
43	Falakata SSH	2,184	TRUENAT	20-May
44	Balurghat DH	1,598	TRUENAT	22-May
45	Serampore DH	1,009	TRUENAT	25-May
46	Uluberia SSH	975	TRUENAT	27-May
47	Jangipur SDH	772	TRUENAT	27-May
48	Egra SDH	331	TRUENAT	27-May
49	MR Bangur Hospital	283	TRUENAT	28-May
50	Chanchal SDH	365	TRUENAT	28-May
51	Biswa Bangla Krirangan COVID Hospital	11,167	TRUENAT	31-May
52	Woodlands	1,466	CBNAAT	11-Jun
53	Alipurduar DH	1,176	TRUENAT	16-Jun
54	Basirhat DH	226	TRUENAT	19-Jun
55	Anandaloke Sonoscan, Siliguri	555	TRUENAT	27-Jun
56	Gangarampur SDH	440	CBNAAT	16-Jul
57	Contai SDH	286	TRUENAT	20-Jul
58	ILS hospital	347	TRUENAT	25-Jul
59	Uttar Latabari DH	72	TRUENAT	04-Aug
60	Nandigram SSH/DH	103	TRUENAT	04-Aug
61	Panskura Hospital	32	TRUENAT	06-Aug
62	Chittaranjan Seva Sadan Hospital	3	TRUENAT	10-Aug
63	Dr. PK Saha Hospital, Coochbihar	106	TRUENAT	11-Aug
64	Salt Lake SDH	32	TRUENAT	13-Aug
65	Charnock Hospital	81	TRUENAT	14-Aug
66	Gabberia SGH	15	TRUENAT	15-Aug
67	Spandan Disgnostic Center	134	TRUENAT	16-Aug
68	Mal SSH	36	TRUENAT	17-Aug
69	Kakdwip SSH	4	TRUENAT	18-Aug
70	Howrah DH	10	TRUENAT	21-Aug
71	Antigen Test done within the State	2,57,269	-	-
72	Samples Tested in Labs Outside the State	31,443	RT-PCR	-
<b>TOTAL</b>		<b>15,96,578</b>		

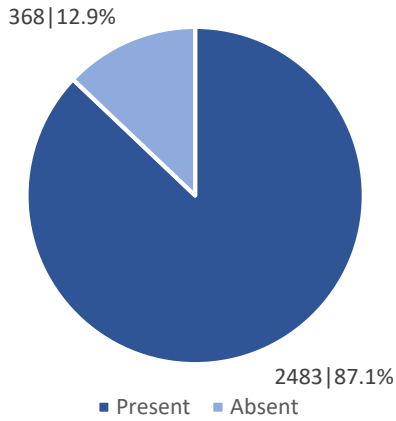
Note: Average tests per CBNAAT and TRUENAT machines are 32 per day and 16 per day respectively



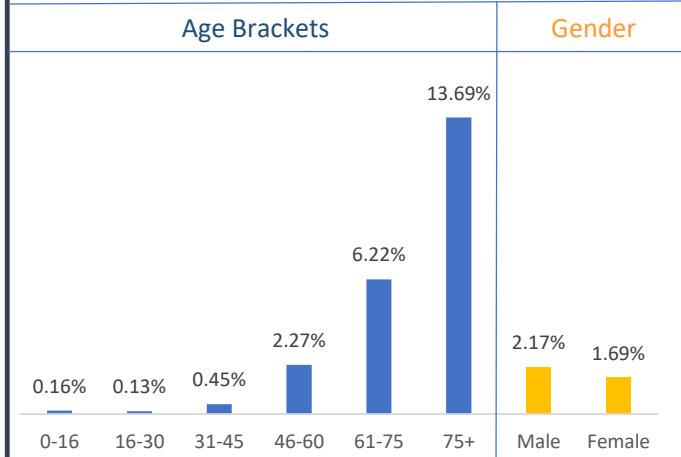
WEST BENGAL COVID-19 HEALTH BULLETIN - 24<sup>th</sup> AUGUST 2020

X

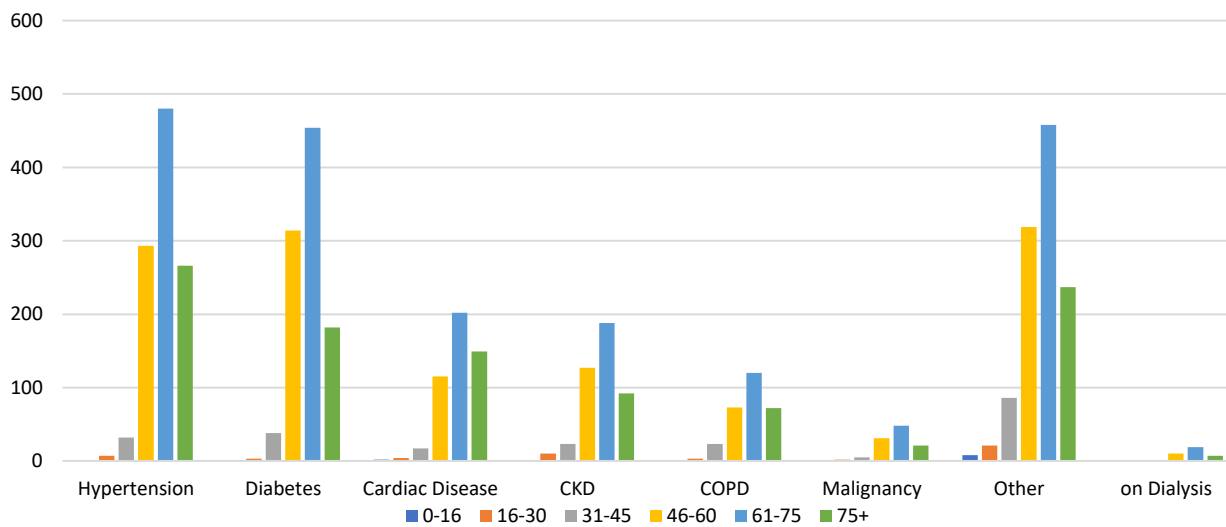
**Comorbidity Status in Deceased Cases (n=2,851)**



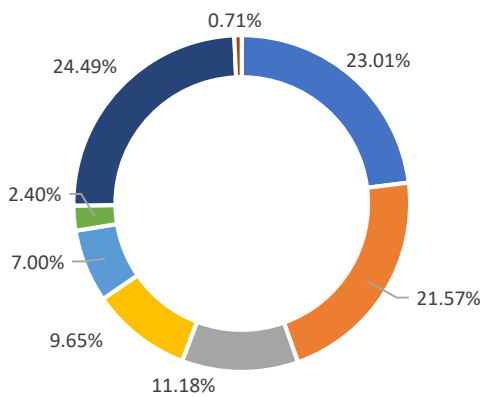
**Fatality Rate in Respective Age Brackets & Gender Group**



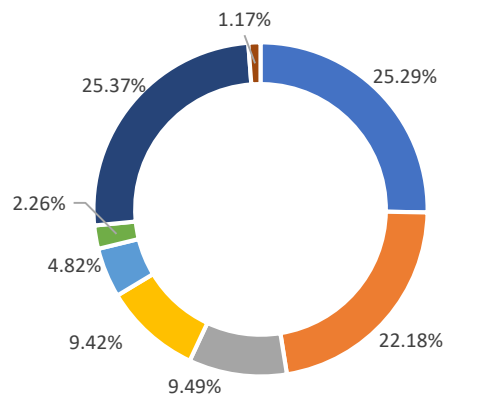
**Age Group Wise Comorbidities Among Deceased**



**Share of Comorbidities in Male**



**Share of Comorbidities in Female**



FATALITY ANALYSIS

■ Hypertension ■ Diabetes ■ Cardiac Disease ■ CKD ■ COPD ■ Malignancy ■ Other ■ on Dialysis



# Department of Health & Family Welfare Govt. of West Bengal

## WEST BENGAL COVID-19 HEALTH BULLETIN - 24<sup>th</sup> AUGUST 2020

**XI**
**EQUIPMENT SUPPLY**

S. No	Equipment	Ordered by State Govt.	Received Yesterday	Total Received by State Govt.	Order Pending
1	PPEs	29.10 L	7,000	20.92 L	8.18 L
2	N95/FFP2 Masks	37.50 L	20,000	16.05 L	21.45 L
3	Regular Masks	59.50 L	25,000	50.35 L	9.15 L
4	Hand Sanitizers (In Ltrs.)	2.51 L	1,000	2,40,000	11,000
5	Gloves	44.50 L	30,000	38.60 L	5.90 L
6	Thermal Guns	20,000	NIL	20,000	NIL

**XII**
**DEDICATED COVID-19 HELPLINE (24 X 7)**

1. Dedicated COVID-19 Helpline : **1800 313 444 222**
2. Direct Telemedicine Line : **033 23576001**
3. Ambulance Service : **033 40902929**
4. COVID Telemedicine App "[Covid Telemedicine WB](#)" on Google Play Store
  - These services include allocation of beds in Govt. hospitals and Safe Homes
  - Telemedicine for citizens at large and those in home isolation
  - Ambulance service includes guidance and provision of Govt. ambulance
5. Tele-Psychological counselling services have started since August 1<sup>st</sup>, 2020.

General Queries			
1	A	Total Queries addressed in last 24 hours	4,237
	B	Total Queries addressed till 23 <sup>rd</sup> August	11,09,855
Telemedicine			
2	A	Total consultations given in last 24 hours	4,612
	B	Total consultations given till 23 <sup>rd</sup> August	1,13,934
Ambulance Services			
3	A	Ambulances assigned in last 24 hours	518
	B	Total calls received in last 24 hours	535
Tele-Psychological Counselling			
4	A	Counselling given in last 24 hours	1,648
	B	Counselling given till 23 <sup>rd</sup> August	33,051

### State Government Interventions :

- Status of availability of beds for COVID positive patients in government and private hospitals is available at Health & FW Department's website: [www.wbhealth.gov.in](http://www.wbhealth.gov.in)
- Safe Homes : An initiative by the Government of West Bengal for care and treatment of asymptomatic/mild symptomatic COVID patients for whom home isolation is not possible /advisable
- As per State Government advisory Satellite Health Facilities are being developed by private hospitals in close vicinity of their hospitals as separate health facility for treatment of asymptomatic/mild symptomatic COVID patients. This intervention is expected to free beds in the hospitals for serious patients.

All the guidelines and orders relating to Covid-19 are posted on [www.wbhealth.gov.in](http://www.wbhealth.gov.in)

You can follow us on :

Facebook at: <https://www.facebook.com/wbdhfw/>

Twitter at: <https://twitter.com/wbdhfw>