



Department of Health & Family Welfare Govt. of West Bengal

WEST BENGAL COVID-19 HEALTH BULLETIN – 24th APRIL 2021

Active COVID-19 Cases as on 24th April: 81,375

I		
S. No	Subject	Number
1	Total COVID-19 Cases till 23 rd April	7,13,780
2	New COVID-19 Cases on 24 th April	14,281
3	Total COVID-19 Cases till 24th April (1+2)	7,28,061
4	Total Discharged	6,35,802 (+7,584)
5	Total Deaths as on 24 th April*	10,884 (+59)
6	Active COVID-19 Cases as on 24th April	81,375 (+6,638)
7	Discharge Rate (4/3)	87.33%

Note: All figures updated till 9AM, 24th April

#Daily increase/decrease with respect to previous day is shown as (+/-)

**Complete analysis can be referred from Section X, (Page no. 5)*

II		
S. No	Subject	Number
1	Samples Tested till 23 rd April	1,00,56,136
2	Samples Tested on 24 th April	55,060
3	Total Number of Samples Tested till 24th April (1+2)	1,01,11,196
4	Tests per Million population	1,12,347
5	% of Positive Cases out of Samples Tested	7.20%
6	Total Testing Laboratories*	112
7	Testing Laboratories added this week	7
8	Testing Laboratories pending approval	1

**Detailed breakup of these laboratories is given on Page 4 and Page 5*

III		
S. No	Subject	Number
1	Total Number of Hospitals dedicated for treating COVID-19	87
2	Total Number of Govt. Hospitals dedicated for treating COVID-19	70
3	Total Number of Pvt. Hospitals requisitioned for treating COVID-19	17
4	Total Number of earmarked COVID-19 Beds	9,646
5	% Occupancy in COVID Beds	46.90%
6	Total ICU/HDU Beds in the COVID Hospitals	1,838
7	Total Number of Ventilators in the COVID Hospitals	1,283

IV		
Home Quarantine		
S. No	Subject	Number
1	Total Home Quarantined People	25,76,861
2	Total number of people currently in Home Quarantine	17,796
3	Total number of people released from Home Quarantine	25,59,065
Safe Homes		
1	Total Number of Safe Homes	200
2	Total Number of Beds in Safe Homes	11,507
3	Total Number of Patients in Safe Homes currently	789

COVID 19 STATUS

TESTING SNAPSHOT

INFRASTRUCTURE
DETAILS

QUARANTINE
DETAILS



Department of Health & Family Welfare Govt. of West Bengal

WEST BENGAL COVID-19 HEALTH BULLETIN – 24th APRIL 2021

V

DISTRICT SNAPSHOT#

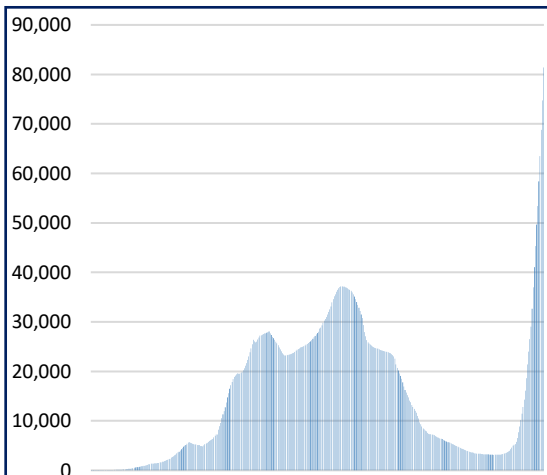
1	2	3	4	5	6 = 3-4-5	7
S. No	District	Total Cases	Total Discharged	Total Deaths	Total Active Cases	Last Reported Case
1	Alipurduar	8,012 ⁺⁸	7,762 ⁺¹³	87	163 ⁻⁵	23- Apr
2	Coochbehar	12,687 ⁺¹²²	12,097 ⁺⁴⁴	72	518 ⁺⁷⁸	23- Apr
3	Darjeeling	21,526 ⁺⁵⁰⁴	19,541 ⁺¹⁴⁶	212 ⁺¹	1,773 ⁺³⁵⁷	23- Apr
4	Kalimpong	2,418 ⁺²³	2,293 ⁺⁸	28	97 ⁺¹⁵	23- Apr
5	Jalpaiguri	16,524 ⁺²⁹⁴	15,333 ⁺⁸³	175 ⁺²	1,016 ⁺²⁰⁹	23- Apr
6	Uttar Dinajpur	8,633 ⁺¹⁴⁷	7,414 ⁺⁹¹	79	1,140 ⁺⁵⁶	23- Apr
7	Dakshin Dinajpur	8,933 ⁺⁵²	8,446 ⁺³⁷	76	411 ⁺¹⁵	23- Apr
8	Malda	18,508 ⁺⁶⁶⁶	14,777 ⁺³¹²	139 ⁺⁵	3,592 ⁺³⁴⁹	23- Apr
9	Murshidabad	17,525 ⁺⁵⁸⁷	14,183 ⁺²⁹³	171 ⁺¹	3,171 ⁺²⁹³	23- Apr
10	Nadia	27,503 ⁺⁶³⁸	24,371 ⁺²⁸¹	334 ⁺³	2,798 ⁺³⁵⁴	23- Apr
11	Birbhum	17,980 ⁺⁶⁹⁴	13,594 ⁺³⁹⁵	106	4,280 ⁺²⁹⁹	23- Apr
12	Purulia	11,047 ⁺⁵⁵⁷	8,536 ⁺¹⁹⁷	57	2,454 ⁺³⁶⁰	23- Apr
13	Bankura	13,796 ⁺¹⁷³	12,711 ⁺⁹⁶	94 ⁺¹	991 ⁺⁷⁶	23- Apr
14	Jhargram	3,269 ⁺⁵⁰	3,111 ⁺⁹	22	136 ⁺⁴¹	23- Apr
15	Paschim Medinipur	21,749 ⁺¹⁶⁷	20,641 ⁺⁶⁶	318	790 ⁺¹⁰¹	23- Apr
16	Purba Medinipur	24,021 ⁺³⁴⁶	21,755 ⁺¹⁶⁸	291 ⁺²	1,975 ⁺¹⁷⁶	23- Apr
17	Purba Bardhaman	16,371 ⁺⁴⁵²	13,995 ⁺²⁰²	107 ⁺¹	2,269 ⁺²⁴⁹	23- Apr
18	Paschim Bardhaman	24,110 ⁺⁷⁶⁸	19,363 ⁺³⁹²	187	4,560 ⁺³⁷⁶	23- Apr
19	Howrah	45,575 ⁺⁷⁹⁷	39,798 ⁺³⁹²	1,093 ⁺⁶	4,684 ⁺³⁹⁹	23- Apr
20	Hooghly	36,759 ⁺⁶²³	32,706 ⁺³²³	521 ⁺²	3,532 ⁺²⁹⁸	23- Apr
21	North 24 Parganas	1,56,062 ^{+2,821}	1,37,298 ^{+1,749}	2,667 ⁺¹²	16,097 ^{+1,060}	23- Apr
22	South 24 Parganas	46,531 ⁺⁸²²	40,726 ⁺³⁶⁴	750 ⁺³	5,055 ⁺⁴⁵⁵	23- Apr
23	Kolkata	1,68,456 ^{+2,970}	1,45,288 ^{+1,923}	3,295 ⁺²⁰	19,873 ^{+1,027}	23- Apr
24	Other State	66	63	3	0	6-June
TOTAL		7,28,061^{+14,281}	6,35,802^{+7,584}	10,884⁺⁵⁹	81,375^{+6,638}	

#District Wise data is subject to verification and may change

#Daily increase/decrease with respect to previous day is in superscript as +/- (Eg: +4)

VI

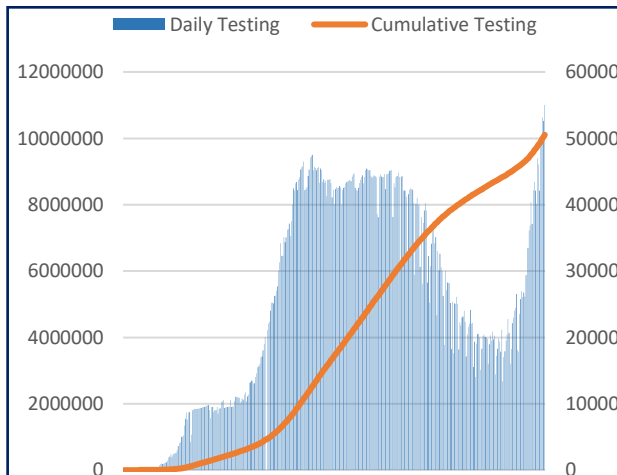
DAILY CUMULATIVE ACTIVE COVID-19 CASES



17th March to 24th Apr

VII

SAMPLES TESTED (Daily and Cumulative)



17th March to 24th Apr



Department of Health & Family Welfare
Govt. of West Bengal

WEST BENGAL COVID-19 HEALTH BULLETIN – 24th APRIL 2021

VIII

UNIT WISE EQUIPMENT SUPPLY (CUMULATIVE)

S. No.	Unit Name	PPE	N95/FFP2	Regular Masks		Gloves	Sanitizer (In ltr.)
				Reusable Mask	Disposable Mask		
1	Alipurduar	17,800	26,250	13,400	1,00,900	89,475	5,092
2	Bankura	46,717	57,116	31,400	66,550	1,57,900	9,061
3	Birbhum	36,150	28,300	32,400	96,050	49,700	6,910
4	Bishnupur HD	15,350	38,449	55,602	32,468	1,66,536	4,000
5	Coochbehar	33,600	29,450	29,200	1,36,375	89,109	6,449
6	Dakshin Dinajpur	20,400	19,650	21,500	1,21,600	1,08,700	5,280
7	Darjeeling	90,411	95,347	22,900	3,44,239	2,54,975	3,656
8	Diamond Harbour HD	52,726	56,013	33,267	1,85,720	1,92,465	9,750
9	Hooghly	82,150	69,983	59,497	3,95,100	46,782	18,211
10	Howrah	1,25,265	91,432	66,580	4,10,165	27,842	11,339
11	Jalpaiguri	34,800	41,754	45,550	1,51,038	2,80,550	8,318
12	Jhargram	19,715	16,520	24,890	69,100	1,32,000	5,468
13	Kalimpong	21,150	23,245	19,800	1,31,992	1,62,649	4,884
14	Malda	26,100	23,200	26,000	87,100	97,700	7,151
15	Murshidabad	36,594	62,202	56,900	7,89,737	1,15,350	5,867
16	Nadia	72,470	55,389	37,100	1,49,050	1,84,300	11,481
17	North 24 Parganas	1,12,000	1,02,594	44,140	9,36,465	3,00,000	11,675
18	Basirhat HD	44,320	59,020	35,636	1,74,000	2,61,150	7,094
19	Paschim Bardhaman	37,850	35,100	17,780	1,21,000	1,21,900	2,257
20	Paschim Medinipur	42,226	61,566	49,858	2,68,357	1,72,335	7,885
21	Purba Bardhaman	65,800	60,100	27,100	1,36,550	1,58,800	11,064
22	Purba Medinipur	54,550	52,030	33,220	4,24,050	74,532	20,481
23	Nandigram HD	18,750	38,026	30,640	1,21,050	1,01,000	8,244
24	Purulia	50,450	36,245	52,700	1,48,550	1,21,700	7,421
25	Rampurhat HD	24,150	29,000	30,300	62,050	76,650	5,637
26	South 24 Parganas	57,450	41,498	88,488	3,32,050	1,41,395	7,084
27	Uttar Dinajpur	35,750	43,550	68,314	2,01,900	3,18,500	9,246
28	Bankura S MC&H	21,415	55,773	10,200	1,99,384	2,94,296	7,428
29	Coochbehar MC&H	13,800	14,900	14,600	58,700	2,71,000	3,442
30	NB MC&H	40,350	1,03,500	20,000	2,24,200	2,46,500	8,390
31	Diamond Harbour MC&H	14,089	32,255	10,100	1,47,750	1,83,050	5,503
32	Malda MC&H	18,800	86,900	13,100	1,88,500	2,58,500	7,708
33	Murshidabad MC&H	31,848	96,364	16,601	1,80,950	72,600	8,390
34	Bardhaman MC&H	23,900	35,377	17,500	1,21,281	3,32,000	6,329
35	Medinipur MC&H	56,400	89,015	38,595	63,350	2,12,595	5,345
36	Purulia MC&H	13,300	24,108	51,600	49,300	1,66,548	12,715
37	Rampurhat MC&H	21,400	40,232	17,600	40,000	88,500	10,048
38	Raiganj MC&H	14,100	13,059	13,100	56,500	87,000	2,246
39	JNM MC&H	93,600	1,47,600	24,000	1,87,000	2,90,500	4,000
40	Sagar Dutta MC&H	93,600	1,47,600	17,600	1,87,000	2,90,500	4,000
41	ID & BG Hospital	57,000	81,500	29,000	1,01,100	1,49,000	4,950
42	RG Kar MCH	40,850	76,822	15,800	3,01,050	80,728	8,664
43	NRS MCH	69,922	1,23,519	32,729	2,15,550	2,93,700	7,276
44	IPGMER & SSKMH	98,900	1,33,800	68,500	47,049	4,99,500	18,167
45	Medical College, Kolkata	1,87,142	1,92,649	22,577	53,528	43,500	10,732
46	CNMCH	52,350	55,500	23,150	1,33,500	2,69,700	3,672
47	Other Govt Dept/Institutions	6,13,937	8,96,504	4,22,532	13,16,040	17,29,678	1,14,209
48	Stock in hand-In Transit	1,46,865	14,65,034	5,14,313	3,65,270	3,69,820	25,569
TOTAL		29,98,262	52,05,040	24,47,359	1,04,30,208	1,02,33,210	4,99,789

*In addition to State supply, local procurement is also done.



Department of Health & Family Welfare Govt. of West Bengal

WEST BENGAL COVID-19 HEALTH BULLETIN – 24th APRIL 2021

IX

DETAILS OF TESTING LABS

S. No.	Name of Testing Lab	Samples Tested	Method of Testing	Functional WEF
1	NICED	2,31,697	RT-PCR	Since Beginning
2	SSKM	3,22,410	RT-PCR	17-Mar
3	Medinipur MCH	1,70,383	RT-PCR	24-Mar
4	North Bengal MCH	3,77,454	RT-PCR	29-Mar
5	School of Tropical Medicine	2,42,087	RT-PCR	01-Apr
6	Apollo Hospital	61,278	RT-PCR	06-Apr
7	Tata Medical Centre	22,477	RT-PCR	06-Apr
8	Malda MCH	2,78,983	RT-PCR	08-Apr
9	Dr. Lal Pathlab	2,69,047	RT-PCR	17-Apr
10	Command Hospital	36,431	RT-PCR	17-Apr
11	CNCI	26,855	RT-PCR	22-Apr
12	RG Kar MCH	2,77,681	RT-PCR	24-Apr
13	SURAKSHA	1,47,210	RT-PCR	24-Apr
14	Murshidabad MCH	2,15,068	RT-PCR	26-Apr
15	Peerless	72,855	RT-PCR	30-Apr
16	Burdwan MCH	2,04,933	RT-PCR	06-May
17	MCH Kolkata	1,13,697	RT-PCR	08-May
18	NRS MCH	1,48,048	RT-PCR	12-May
19	Sanaka Hospitals	1,21,591	RT-PCR	12-May
20	Medica Hospital	1,31,511	RT-PCR	15-May
21	Bankura MCH	1,80,139	RT-PCR	22-May
22	Suri DH	1,46,528	RT-PCR	22-May
23	Coochbehar GMCH	1,91,190	RT-PCR	06-Jun
24	COMJNM Kalyani	1,85,874	RT-PCR	10-Jun
25	Desun Hospital	7,973	RT-PCR	17-Jun
26	RN Tagore Hospital	42,058	RT-PCR	24-Jun
27	Raigunj MCH	90,380	RT-PCR	26-Jun
28	Jagannath Gupta Institute of Medical Sciences	5,473	RT-PCR	06-Jul
29	ESI-Postgraduate Institute of Medical Science and Research	12,815	RT-PCR	16-Jul
30	Remedy Lifecare, Kolkata	14,413	RT-PCR	21-Jul
31	AMRI Dhakuria	53,746	RT-PCR	19-May
32	Rampurhat MCH	96,302	RT-PCR	19-May
33	CNMCH	84,466	RT-PCR	20-May
34	DH GMCH	1,89,629	RT-PCR	20-May
35	COMSDH	62,035	RT-PCR	27-May
36	Purulia Govt. MCH	1,08,938	RT-PCR	03-Jun
37	SRL Lab	1,62,512	RT-PCR	18-Jun
38	Probe diagnostics	48,398	RT-PCR	14-Aug
39	Pulse Diagnostics	67,879	RT-PCR	12-Sept
40	RB Diagnostic Kolkata	71,842	RT-PCR	20-Sept
41	Purba Medinipur DH	33,195	RT-PCR	24-Sept
42	B.P. Poddar Hospital & Medical Research Ltd	2,695	RT-PCR	27-Oct
43	Swastik Clinic & Seva Sadan Pvt. Ltd., Birbhum	465	RT-PCR	27-Oct
44	Repromed Diagnostic Ltd	19,284	RT-PCR	24-Sept
45	Gouri Devi Institute of Medical Sciences and Hospital	2,644	RT-PCR	7-Nov
46	IQ City Medical College Durgapur	5,554	RT-PCR	4-Dec
47	Imambara DH, Hooghly	30,105	RT-PCR	15-Dec
48	Saroj Gupta Cancer Center & Research Institute	3,253	RT-PCR	23-Dec
49	Lasco Medicare Pvt. Ltd. Howrah	3,213	RT-PCR	5-Jan
50	Icare Institute of Medical Sciences and Research	685	RT-PCR	25-Jan
51	Sanjiban Hospital, Howrah	1,818	RT-PCR	23-Feb
52	GCC DNA Diagnostic Lab	32	RT-PCR	22-Apr
53	AMRI Salt Lake	18,164	CBNAAT	01-May
54	CMRI	18,214	CBNAAT	13-May
55	Asansol DH	5,917	TRUENAT	19-May
56	Jhargram DH	2,675	TRUENAT	19-May
57	Falakata SSH	3,868	TRUENAT	20-May

Note: Average tests per CBNAAT and TRUENAT machines are 32 per day and 16 per day respectively



Department of Health & Family Welfare Govt. of West Bengal

WEST BENGAL COVID-19 HEALTH BULLETIN – 24th APRIL 2021

IX

DETAILS OF TESTING LABS

S. No.	Name of Testing Lab	Samples Tested	Method of Testing	Functional WEF
58	Balurghat DH	2,562	TRUENAT	22-May
59	Serampore DH	1,185	TRUENAT	25-May
60	Uluberia SSH	1,886	TRUENAT	27-May
61	Jangipur SDH	1,685	TRUENAT	27-May
62	Egra SDH	651	TRUENAT	27-May
63	MR Bangur Hospital	415	TRUENAT	28-May
64	Chanchal SDH	557	TRUENAT	28-May
65	Biswa Bangla Krirangan COVID Hospital	90,763	TRUENAT	31-May
66	Woodlands	10,124	CBNAAT	11-Jun
67	Alipurduar DH	1,542	TRUENAT	16-Jun
68	Basirhat DH	342	TRUENAT	19-Jun
69	Anandaloke Sonoscan, Siliguri	7,915	TRUENAT	27-Jun
70	Gangarampur SDH	1,242	CBNAAT	16-Jul
71	Contai SDH	1,891	TRUENAT	20-Jul
72	ILS hospital	2,206	TRUENAT	25-Jul
73	Uttar Latabari DH	146	TRUENAT	04-Aug
74	Nandigram SSH/DH	792	TRUENAT	04-Aug
75	Panskura Hospital	436	TRUENAT	06-Aug
76	Chittaranjan Seva Sadan Hospital	1,707	TRUENAT	10-Aug
77	Dr. PK Saha Hospital, Coochbihar	4,541	TRUENAT	11-Aug
78	Salt Lake SDH	846	TRUENAT	13-Aug
79	Charnock Hospital	6,526	TRUENAT	14-Aug
80	Gabberia SGH	247	TRUENAT	15-Aug
81	Spandan Disgnostic Center	9,634	TRUENAT	16-Aug
82	Kakdwip SSH	277	TRUENAT	17-Aug
83	Mal SSH	196	TRUENAT	18-Aug
84	Howrah DH	176	TRUENAT	21-Aug
85	Sagardighi SSH	556	TRUENAT	2-Sept
86	Domkal SSH	164	TRUENAT	6-Sept
87	Udaynarayanpur SGH Howrah	53	TRUENAT	7- Sept
88	GD Hospital & Diabetes Institute, Howrah	1,741	CBNAAT	8-Sept
89	Nightingale Diagnostic & Medicare Centre	3,865	TRUENAT	12-Sept
90	Bhagirathi Neotia Woman * Child Care Centre	611	CBNAAT	16-Sept
91	Krishnanagar DTC	171	TRUENAT	29-Sept
92	Mission Hospital, Durgapur	11,008	TRUENAT	29-Sept
93	Medinova, Kolkata	3,820	TRUENAT	1-Oct
94	MSS Bansal Medical, Kolkata	8,805	TRUENAT	2-Oct
95	TLJ, SGH, Howrah	271	TRUENAT	2-Oct
96	Narayan Memorial Hospital, Kolkata	576	TRUENAT	2-Oct
97	Kalimpong DH	335	TRUENAT	6-Oct
98	Mirik BPHC, Darjeeling	136	TRUENAT	9-Oct
99	Barjore SSH, Bankura	350	TRUENAT	11-Oct
100	Darjeeling DH	252	TRUENAT	11-Oct
101	Metropolis Kolkata	38,741	TRUENAT	14-Oct
102	Laboratory Services, Healthworld Hospitals, Durgapur	3,358	TRUENAT	4-Dec
103	Neotia Getwel Healthcare Centre, Siliguri	524	CBNAAT	9-Jan
104	Arogya Niketan Nursing Home	863	TRUENAT	16-Jan
105	Ruby General Hospital	1,033	CBNAAT	20-Jan
106	Cliniperfect Polyclinic and Diagnostics	441	TRUENAT	23-Feb
107	10 Air Force Hospital, Hasimara	585	TRUENAT	23-Apr
108	4 Air Force Hospital, Midnapore	580	TRUENAT	23-Apr
109	164 Military Hospital, Binnaguri	409	TRUENAT	23-Apr
110	Central Hospital, SE Railway, Kolkata	402	CBNAAT	23-Apr
111	Zenith super speciality hospital	6	TRUENAT	23-Apr
112	Alipurduar Railway Hospital	910	TRUENAT	23-Apr
113	Antigen Test done within the State	41,73,875	-	-
114	Samples Tested in Labs Outside the State	2,60,198	RT-PCR	-
	TOTAL	1,01,11,196		

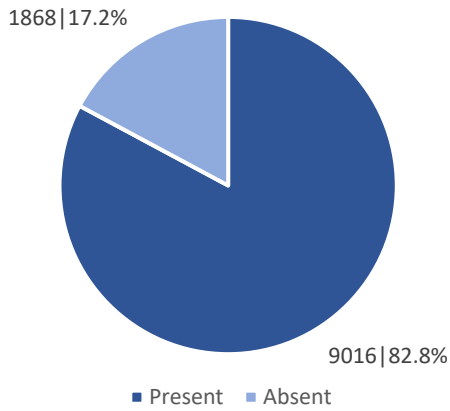
Note: Average tests per CBNAAT and TRUENAT machines are 32 per day and 16 per day respectively



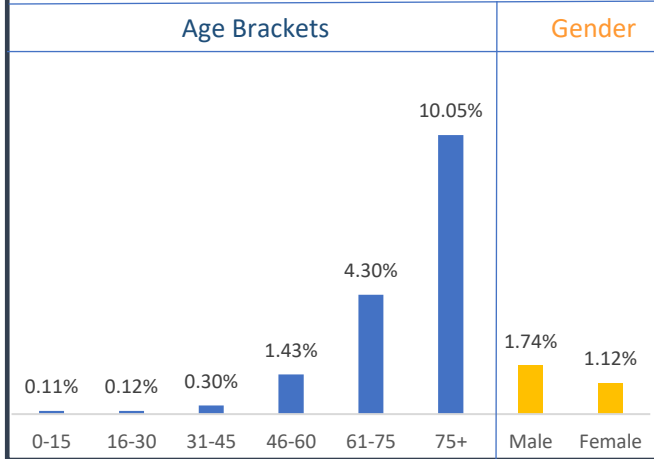
WEST BENGAL COVID-19 HEALTH BULLETIN – 24th APRIL 2021

X

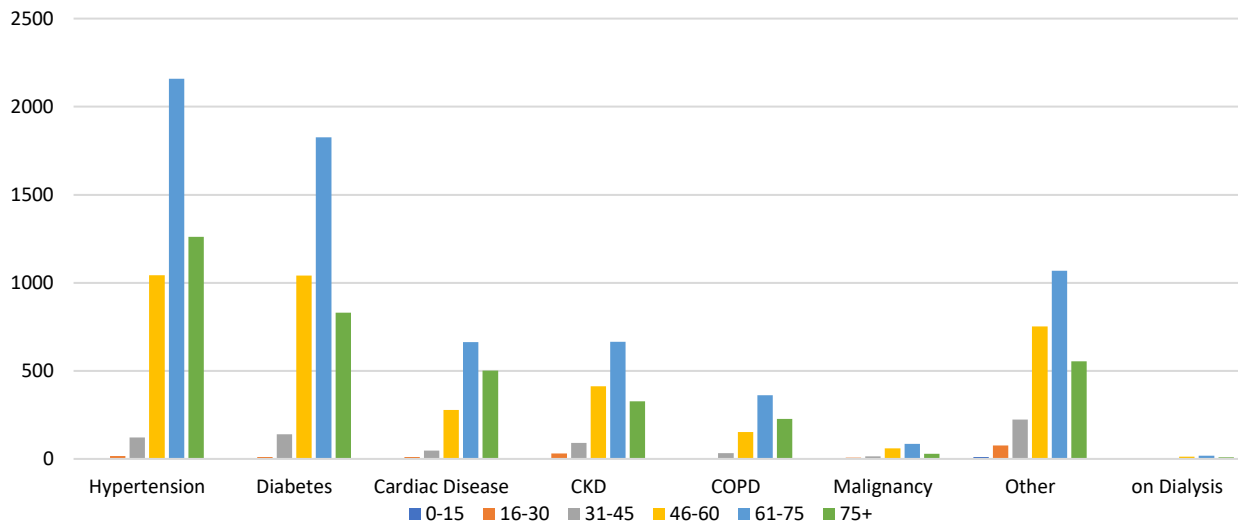
Comorbidity Status in Deceased Cases (n=10,884)



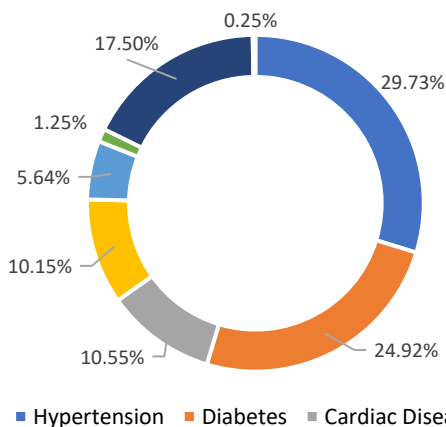
Fatality Rate in Respective Age Brackets & Gender Group



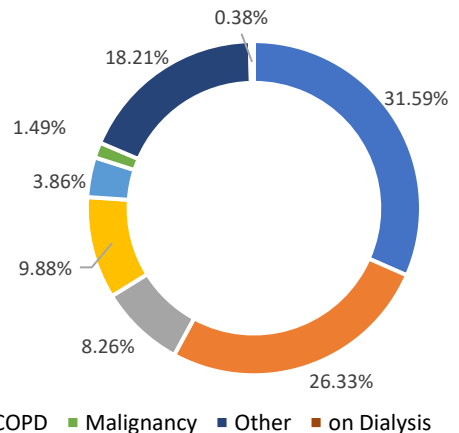
Age Group Wise Comorbidities Among Deceased



Share of Comorbidities in Male



Share of Comorbidities in Female



FATALITY ANALYSIS



Department of Health & Family Welfare Govt. of West Bengal

WEST BENGAL COVID-19 HEALTH BULLETIN – 24th APRIL 2021

XI
EQUIPMENT SUPPLY

S. No	Equipment	Ordered by State Govt.	Received Yesterday	Total Received by State Govt.	Order Pending
1	PPEs	32.10 L	2,000	29.27 L	2.83 L
2	N95/FFP2 Masks	54.20 L	10,000	51.09 L	3.11 L
3	Regular Masks	123.84 L	20,000	108.50 L	15.34 L
4	Hand Sanitizers (In Ltrs.)	5.01 L	1,000	4.82 L	0.19 L
5	Gloves	125.00 L	20,000	99.20 L	25.80 L
6	Thermal Guns	20,000	NIL	20,000	NIL

XII
DEDICATED COVID-19 HELPLINE (24 X 7)

1. Dedicated COVID-19 Helpline : **1800 313 444 222**
2. Direct Telemedicine Line : **033 23576001**
3. Ambulance Service : **033 40902929**
4. COVID Telemedicine App "[Covid Telemedicine WB](#)" on Google Play Store
 - These services include allocation of beds in Govt. hospitals and Safe Homes
 - Telemedicine for citizens at large and those in home isolation
 - Ambulance service includes guidance and provision of Govt. ambulance
5. Tele-Psychological counselling services have started since August 1st, 2020.

General Queries			
1	A	Total Queries addressed in last 24 hours	2,771
	B	Total Queries addressed till 23 rd April	16,24,431
Telemedicine			
2	A	Total consultations given in last 24 hours	1,582
	B	Total consultations given till 23 rd April	6,03,420
Ambulance Services			
3	A	Ambulances assigned in last 24 hours	499
	B	Total calls received in last 24 hours	499
Tele-Psychological Counselling			
4	A	Counselling given in last 24 hours	999
	B	Counselling given till 23 rd April	3,13,639

State Government Interventions :

- Status of availability of beds for COVID positive patients in government and private hospitals is available at Health & FW Department's website: www.wbhealth.gov.in
- Safe Homes : An initiative by the Government of West Bengal for care and treatment of asymptomatic/mild symptomatic COVID patients for whom home isolation is not possible /advisable
- As per State Government advisory Satellite Health Facilities are being developed by private hospitals in close vicinity of their hospitals as separate health facility for treatment of asymptomatic/mild symptomatic COVID patients. This intervention is expected to free beds in the hospitals for serious patients.

All the guidelines and orders relating to Covid-19 are posted on www.wbhealth.gov.in

You can follow us on :

Facebook at: <https://www.facebook.com/wbdhfw/>

Twitter at: <https://twitter.com/wbdhfw>