



Department of Health & Family Welfare Govt. of West Bengal

WEST BENGAL COVID-19 HEALTH BULLETIN – 23rd OCTOBER 2020

Active COVID-19 Cases as on 23rd October: 36,471

| S. No | Subject | Number |
|----------|--|----------------------|
| 1 | Total COVID-19 Cases till 22 nd October | 3,37,283 |
| 2 | New COVID-19 Cases on 23 rd October | 4,143 |
| 3 | Total COVID-19 Cases till 23rd October (1+2) | 3,41,426 |
| 4 | Total Discharged | 2,98,587 (+3,676) |
| 5 | Total Deaths as on 23 rd October* | 6,368 (+60) |
| 6 | Active COVID-19 Cases as on 23rd October | 36,471 (+407) |
| 7 | Discharge Rate (4/3) | 87.45% |

Note: All figures updated till 9AM, 23rd October

#Daily increase/decrease with respect to previous day is shown as (+/-)

*Complete analysis can be referred from **Section X**, (Page no. 5)

| S. No | Subject | Number |
|----------|--|------------------|
| 1 | Samples Tested till 22 nd October | 41,66,495 |
| 2 | Samples Tested on 23 rd October | 44,582 |
| 3 | Total Number of Samples Tested till 23rd October (1+2) | 42,11,077 |
| 4 | Tests per Million population | 46,790 |
| 5 | % of Positive Cases out of Samples Tested | 8.11% |
| 6 | Total Testing Laboratories* | 92 |
| 7 | Testing Laboratories added this week | 0 |
| 8 | Testing Laboratories pending approval | 1 |

*Detailed breakup of these laboratories is given on **Page 4 and Page 5**

| S. No | Subject | Number |
|-------|--|--------|
| 1 | Total Number of Hospitals dedicated for treating COVID-19 | 93 |
| 2 | Total Number of Govt. Hospitals dedicated for treating COVID-19 | 38 |
| 3 | Total Number of Pvt. Hospitals requisitioned for treating COVID-19 | 55 |
| 4 | Total Number of earmarked COVID-19 Beds | 12,751 |
| 5 | % Occupancy in COVID Beds | 37.33% |
| 6 | Total ICU Beds in the COVID Hospitals | 1,243 |
| 7 | Total Number of Ventilators in the COVID Hospitals | 790 |

| Institutional Quarantine | | |
|--------------------------|---|----------|
| 1 | Total Govt. Quarantine Centres | 582 |
| 2 | Total number of people in Govt. Quarantine Centres | 2,398 |
| 3 | Total number of people released from Govt. Quarantine Centres | 1,07,918 |
| Home Quarantine | | |
| 1 | Total Home Quarantined People | 8,51,893 |
| 2 | Total number of people currently in Home Quarantine | 94,201 |
| 3 | Total number of people released from Home Quarantine | 7,57,692 |
| Safe Homes | | |
| 1 | Total Number of Safe Homes | 200 |
| 2 | Total Number of Beds in Safe Homes | 11,507 |
| 3 | Total Number of Patients in Safe Homes currently | 1,163 |



Department of Health & Family Welfare Govt. of West Bengal

WEST BENGAL COVID-19 HEALTH BULLETIN – 23rd OCTOBER 2020

V

DISTRICT SNAPSHOT#

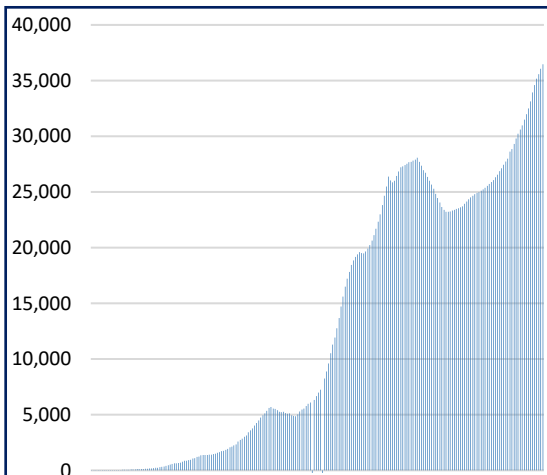
| 1 | 2 | 3 | 4 | 5 | 6 = 3-4-5 | 7 |
|--------------|-------------------|----------------------------------|----------------------------------|----------------------------|------------------------------|--------------------|
| S. No | District | Total Cases | Total Discharged | Total Deaths | Total Active Cases | Last Reported Case |
| 1 | Alipurduar | 6,134 ⁺⁵⁵ | 5,510 ⁺⁴⁸ | 73 | 551 ⁺⁷ | 22- Oct |
| 2 | Coochbehar | 7,840 ⁺⁹⁸ | 6,904 ⁺⁷⁰ | 51 | 885 ⁺²⁸ | 22- Oct |
| 3 | Darjeeling | 10,403 ⁺¹⁸⁹ | 9,036 ⁺¹¹² | 133 ⁺¹ | 1,234 ⁺⁷⁶ | 22- Oct |
| 4 | Kalimpong | 1,349 ⁺⁸ | 1,191 ⁺²⁵ | 12 ⁺¹ | 146 ⁻¹⁸ | 22- Oct |
| 5 | Jalpaiguri | 8,267 ⁺¹⁴² | 7,065 ⁺¹²⁴ | 81 | 1,121 ⁺¹⁸ | 22- Oct |
| 6 | Uttar Dinajpur | 4,501 ⁺³³ | 4,068 ⁺¹⁶ | 51 | 382 ⁺¹⁷ | 22- Oct |
| 7 | Dakshin Dinajpur | 6,621 ⁺⁵⁴ | 5,968 ⁺⁴⁰ | 47 | 606 ⁺¹⁴ | 22- Oct |
| 8 | Malda | 8,985 ⁺⁹¹ | 7,922 ⁺⁷⁵ | 73 | 990 ⁺¹⁶ | 22- Oct |
| 9 | Murshidabad | 7,974 ⁺⁹¹ | 6,993 ⁺⁹¹ | 88 | 893 | 22- Oct |
| 10 | Nadia | 10,727 ⁺¹⁶¹ | 8,965 ⁺¹⁶² | 127 ⁺⁴ | 1,635 ⁻⁵ | 22- Oct |
| 11 | Birbhum | 5,578 ⁺⁷⁸ | 4,778 ⁺⁶⁹ | 47 ⁺¹ | 753 ⁺⁸ | 22- Oct |
| 12 | Purulia | 4,802 ⁺³³ | 4,155 ⁺¹⁸ | 26 | 621 ⁺¹⁵ | 22- Oct |
| 13 | Bankura | 7,190 ⁺⁷⁵ | 6,386 ⁺⁷⁷ | 71 | 733 ⁻² | 22- Oct |
| 14 | Jhargram | 1,531 ⁺⁴⁰ | 1,171 ⁺⁴⁸ | 10 | 350 ⁻⁸ | 22- Oct |
| 15 | Paschim Medinipur | 13,042 ⁺¹²⁰ | 11,083 ⁺¹⁰⁷ | 193 ⁺³ | 1,766 ⁺¹⁰ | 22- Oct |
| 16 | Purba Medinipur | 13,823 ⁺¹³⁹ | 12,326 ⁺⁷⁸ | 176 | 1,321 ⁺⁶¹ | 22- Oct |
| 17 | Purba Bardhaman | 6,984 ⁺¹⁰¹ | 5,840 ⁺³¹ | 68 ⁺¹ | 1,076 ⁺⁶⁹ | 22- Oct |
| 18 | Paschim Bardhaman | 9,487 ⁺¹³⁸ | 8,280 ⁺¹¹⁹ | 94 | 1,113 ⁺¹⁹ | 22- Oct |
| 19 | Howrah | 23,536 ⁺²⁷⁴ | 21,274 ⁺²⁹² | 703 ⁺⁶ | 1,559 ⁻²⁴ | 22- Oct |
| 20 | Hooghly | 16,757 ⁺¹⁹⁷ | 14,778 ⁺²⁰⁴ | 290 ⁺¹ | 1,689 ⁻⁸ | 22- Oct |
| 21 | North 24 Parganas | 69,131 ⁺⁸⁸⁶ | 60,451 ⁺⁸⁹⁶ | 1,450 ⁺¹⁶ | 7,230 ⁻²⁶ | 22- Oct |
| 22 | South 24 Parganas | 22,587 ⁺²⁴⁴ | 19,733 ⁺¹⁰⁸ | 423 ⁺² | 2,431 ⁺¹³⁴ | 22- Oct |
| 23 | Kolkata | 74,111 ⁺⁸⁹⁶ | 64,647 ⁺⁸⁶⁶ | 2,078 ⁺²⁴ | 7,386 ⁺⁶ | 22- Oct |
| 24 | Other State | 66 | 63 | 3 | 0 | 6-June |
| TOTAL | | 3,41,426^{+4,143} | 2,98,587^{+3,676} | 6,368⁺⁶⁰ | 36,471⁺⁴⁰⁷ | |

#District Wise data is subject to verification and may change

#Daily increase/decrease with respect to previous day is in superscript as +/- (Eg: +4)

VI

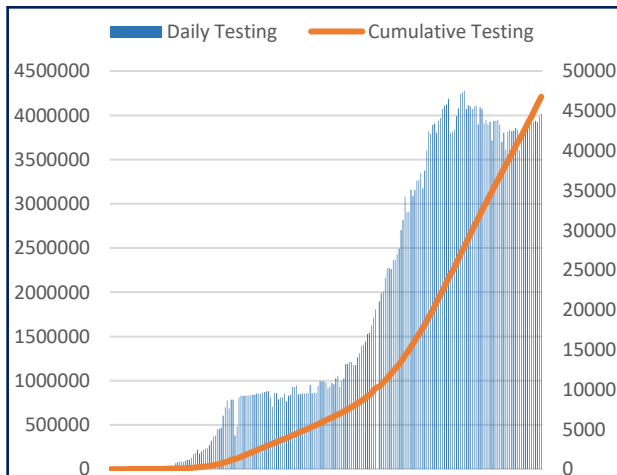
DAILY CUMULATIVE ACTIVE COVID-19 CASES



17th March to 23rd Oct

VII

SAMPLES TESTED (Daily and Cumulative)



17th March to 23rd Oct



Department of Health & Family Welfare Govt. of West Bengal

WEST BENGAL COVID-19 HEALTH BULLETIN – 23rd OCTOBER 2020

VIII

UNIT WISE EQUIPMENT SUPPLY (CUMULATIVE)

| S. No. | Unit Name | PPE | N95/FFP2 | Regular Masks | | Gloves | Sanitizer (In ltr.) |
|--------------|------------------------------|------------------|------------------|------------------|--------------------|------------------|------------------------|
| | | | | Reusable Mask | Disposable Mask | | |
| 1 | Alipurduar | 17,300 | 23,250 | 13,400 | 95,400 | 68,700 | 4,242.0 |
| 2 | Bankura | 38,450 | 38,200 | 27,300 | 1,42,050 | 95,200 | 6,348.0 |
| 3 | Birbhum | 32,150 | 23,800 | 32,400 | 80,550 | 29,700 | 5,321.0 |
| 4 | Bishnupur HD | 11,850 | 26,100 | 53,600 | 1,10,250 | 99,200 | 5,311.0 |
| 5 | Coochbehar | 31,100 | 23,450 | 26,700 | 41,100 | 7,200 | 4,254.0 |
| 6 | Dakshin Dinajpur | 16,900 | 18,150 | 21,500 | 1,05,100 | 70,200 | 4,921.0 |
| 7 | Darjeeling | 40,750 | 38,650 | 22,900 | 32,200 | 10,700 | 4,298.0 |
| 8 | Diamond Harbour HD | 38,750 | 30,300 | 28,000 | 1,01,550 | 83,500 | 3,734.0 |
| 9 | Hooghly | 52,370 | 41,750 | 47,000 | 1,48,200 | 1,16,100 | 9,441.0 |
| 10 | Howrah | 98,450 | 61,500 | 63,780 | 1,70,050 | 1,93,200 | 5,931.0 |
| 11 | Jalpaiguri | 30,800 | 30,600 | 45,300 | 98,000 | 41,200 | 5,263.0 |
| 12 | Jhargram | 12,750 | 12,600 | 24,890 | 52,050 | 50,700 | 3,793.0 |
| 13 | Kalimpong | 17,150 | 19,900 | 19,000 | 59,550 | 20,200 | 3,770.5 |
| 14 | Malda | 24,100 | 21,200 | 26,000 | 72,100 | 86,700 | 6,751.0 |
| 15 | Murshidabad | 29,333 | 44,880 | 47,200 | 1,33,100 | 1,09,200 | 10,080.0 |
| 16 | Nadia | 53,070 | 30,240 | 36,800 | 1,29,050 | 1,20,700 | 4,931.0 |
| 17 | North 24 Parganas | 79,800 | 54,740 | 31,440 | 1,64,000 | 83,700 | 7,133.5 |
| 18 | Basirhat HD | 41,820 | 38,730 | 32,280 | 1,33,050 | 1,49,000 | 4,597.0 |
| 19 | Paschim Bardhaman | 34,850 | 31,100 | 17,580 | 1,01,000 | 1,02,900 | 1,707.0 |
| 20 | Paschim Medinipur | 32,450 | 37,800 | 41,090 | 1,41,050 | 1,27,700 | 6,935.0 |
| 21 | Purba Bardhaman | 51,650 | 43,700 | 26,800 | 1,15,550 | 1,19,700 | 8,443.0 |
| 22 | Purba Medinipur | 44,550 | 30,700 | 32,220 | 47,550 | 68,100 | 1,731.0 |
| 23 | Nandigram HD | 14,250 | 26,900 | 30,140 | 1,04,550 | 71,700 | 6,329.0 |
| 24 | Purulia | 43,950 | 27,100 | 52,700 | 1,25,550 | 1,06,700 | 6,521.0 |
| 25 | Rampurhat HD | 22,650 | 25,000 | 30,300 | 51,550 | 61,500 | 4,937.0 |
| 26 | South 24 Parganas | 45,450 | 31,100 | 32,900 | 76,750 | 78,400 | 2,141.0 |
| 27 | Uttar Dinajpur | 35,750 | 38,050 | 43,600 | 97,050 | 1,05,700 | 5,353.0 |
| 28 | Bankura S MC&H | 15,500 | 38,150 | 10,200 | 1,52,500 | 1,59,400 | 2,660.0 |
| 29 | Coochbehar MC&H | 13,300 | 13,400 | 14,600 | 49,000 | 70,500 | 2,692.0 |
| 30 | NB MC&H | 36,350 | 79,500 | 20,000 | 1,87,700 | 1,87,500 | 6,790.0 |
| 31 | Diamond Harbour MC&H | 13,300 | 18,200 | 10,100 | 1,24,500 | 1,31,500 | 3,098.0 |
| 32 | Malda MC&H | 17,800 | 57,100 | 13,100 | 1,65,500 | 1,81,500 | 4,918.0 |
| 33 | Murshidabad MC&H | 29,130 | 58,950 | 14,600 | 1,07,500 | 1,49,000 | 1,940.0 |
| 34 | Bardhaman MC&H | 22,900 | 33,100 | 17,500 | 1,50,000 | 1,67,500 | 2,998.0 |
| 35 | Medinipur MC&H | 44,800 | 61,200 | 31,600 | 2,09,500 | 1,44,000 | 9,298.0 |
| 36 | Purulia MC&H | 13,300 | 19,900 | 51,600 | 94,500 | 98,000 | 4,098.0 |
| 37 | Rampurhat MC&H | 18,900 | 19,900 | 17,600 | 34,000 | 50,500 | 8,648.0 |
| 38 | Raiganj MC&H | 14,100 | 11,900 | 13,100 | 41,000 | 62,000 | 1,890.0 |
| 39 | JNM MC&H | 17,400 | 20,000 | 24,000 | 45,000 | 38,000 | 2,172.0 |
| 40 | Sagar Dutta MC&H | 50,520 | 69,330 | 17,600 | 1,33,550 | 1,54,000 | 6,678.0 |
| 41 | ID & BG Hospital | 45,050 | 51,800 | 20,600 | 84,100 | 66,500 | 2,671.0 |
| 42 | RG Kar MCH | 39,850 | 59,000 | 15,800 | 2,48,050 | 2,61,700 | 6,007.0 |
| 43 | NRS MCH | 58,250 | 74,000 | 30,800 | 1,65,550 | 1,59,200 | 4,040.0 |
| 44 | IPGMER & SSKMH | 98,900 | 98,590 | 66,600 | 3,66,050 | 3,57,500 | 12,217.0 |
| 45 | Medical College, Kolkata | 1,27,450 | 1,18,000 | 20,800 | 2,48,050 | 3,19,500 | 7,312.0 |
| 46 | CNMCH | 51,350 | 47,800 | 23,150 | 1,31,500 | 89,000 | 3,472.0 |
| 47 | Other Govt Dept/Institutions | 3,77,001 | 3,35,475 | 1,98,638 | 8,88,451 | 8,44,602 | 48,578.3 |
| 48 | Stock in hand-In Transit | 4,08,668 | 4,31,255 | 8,08,551 | 1,257 | 4,308 | 31,895.9 |
| TOTAL | | 25,06,262 | 25,86,040 | 23,47,359 | 63,55,208 | 59,73,210 | 3,18,290.2 |

**In addition to State supply, local procurement is also done.*



Department of Health & Family Welfare Govt. of West Bengal

WEST BENGAL COVID-19 HEALTH BULLETIN – 23rd OCTOBER 2020

IX

DETAILS OF TESTING LABS

| S. No. | Name of Testing Lab | Samples Tested | Method of Testing | Functional WEF |
|--------|--|----------------|-------------------|-----------------|
| 1 | NICED | 1,31,021 | RT-PCR | Since Beginning |
| 2 | SSKM | 1,67,757 | RT-PCR | 17-Mar |
| 3 | Medinipur MCH | 1,29,374 | RT-PCR | 24-Mar |
| 4 | North Bengal MCH | 1,90,430 | RT-PCR | 29-Mar |
| 5 | School of Tropical Medicine | 1,27,655 | RT-PCR | 01-Apr |
| 6 | Apollo Hospital | 23,032 | RT-PCR | 06-Apr |
| 7 | Tata Medical Centre | 13,581 | RT-PCR | 06-Apr |
| 8 | Malda MCH | 1,27,328 | RT-PCR | 08-Apr |
| 9 | Dr. Lal Pathlab | 1,29,316 | RT-PCR | 17-Apr |
| 10 | Command Hospital | 18,005 | RT-PCR | 17-Apr |
| 11 | CNCI | 12,642 | RT-PCR | 22-Apr |
| 12 | RG Kar MCH | 1,36,263 | RT-PCR | 24-Apr |
| 13 | SURAKSHA | 79,157 | RT-PCR | 24-Apr |
| 14 | Murshidabad MCH | 96,584 | RT-PCR | 26-Apr |
| 15 | Peerless | 29,503 | RT-PCR | 30-Apr |
| 16 | Burdwan MCH | 98,145 | RT-PCR | 06-May |
| 17 | MCH Kolkata | 61,147 | RT-PCR | 08-May |
| 18 | NRS MCH | 64,291 | RT-PCR | 12-May |
| 19 | Sanaka Hospitals | 71,277 | RT-PCR | 12-May |
| 20 | Medica Hospital | 71,172 | RT-PCR | 15-May |
| 21 | Bankura MCH | 82,343 | RT-PCR | 22-May |
| 22 | Suri DH | 65,379 | RT-PCR | 22-May |
| 23 | Coochbehar GMCH | 58,986 | RT-PCR | 06-Jun |
| 24 | COMJNM Kalyani | 82,805 | RT-PCR | 10-Jun |
| 25 | Desun Hospital | 2,852 | RT-PCR | 17-Jun |
| 26 | RN Tagore Hospital | 12,264 | RT-PCR | 24-Jun |
| 27 | Raigunj MCH | 44,367 | RT-PCR | 26-Jun |
| 28 | Jagannath Gupta Institute of Medical Sciences | 2,126 | RT-PCR | 06-Jul |
| 29 | ESI-Postgraduate Institute of Medical Science and Research | 4,270 | RT-PCR | 16-Jul |
| 30 | Remedy Lifecare, Kolkata | 4,448 | RT-PCR | 21-Jul |
| 31 | AMRI Dhakuria | 20,462 | RT-PCR | 19-May |
| 32 | Rampurhat MCH | 35,514 | RT-PCR | 19-May |
| 33 | CNMCH | 27,819 | RT-PCR | 20-May |
| 34 | DH GMCH | 43,529 | RT-PCR | 20-May |
| 35 | COMSDH | 24,474 | RT-PCR | 27-May |
| 36 | Purulia Govt. MCH | 39,133 | RT-PCR | 03-Jun |
| 37 | SRL Lab | 25,203 | RT-PCR | 18-Jun |
| 38 | Probe diagnostics | 4,510 | RT-PCR | 14-Aug |
| 39 | Pulse Diagnostics | 6,719 | RT-PCR | 12-Sept |
| 40 | RB Diagnostic Kolkata | 4,494 | RT-PCR | 20-Sept |
| 41 | Purba Medinipur DH | 3,083 | RT-PCR | 24-Sept |
| 42 | Repromed Diagnostic Ltd | 668 | RT-PCR | 24-Sept |
| 43 | AMRI Salt Lake | 7,952 | CBNAAT | 01-May |
| 44 | CMRI | 6,610 | CBNAAT | 13-May |
| 45 | Asansol DH | 1,662 | TRUENAT | 19-May |
| 46 | Jhargram DH | 1,851 | TRUENAT | 19-May |
| 47 | Falakata SSH | 3,201 | TRUENAT | 20-May |

Note: Average tests per CBNAAT and TRUENAT machines are 32 per day and 16 per day respectively



Department of Health & Family Welfare Govt. of West Bengal

WEST BENGAL COVID-19 HEALTH BULLETIN – 23rd OCTOBER 2020

IX

DETAILS OF TESTING LABS

| S. No. | Name of Testing Lab | Samples Tested | Method of Testing | Functional WEF |
|--------------|---|------------------|-------------------|----------------|
| 48 | Balurghat DH | 1,941 | TRUENAT | 22-May |
| 49 | Serampore DH | 1,081 | TRUENAT | 25-May |
| 50 | Uluberia SSH | 1,389 | TRUENAT | 27-May |
| 51 | Jangipur SDH | 1,218 | TRUENAT | 27-May |
| 52 | Egra SDH | 524 | TRUENAT | 27-May |
| 53 | MR Bangur Hospital | 398 | TRUENAT | 28-May |
| 54 | Chanchal SDH | 365 | TRUENAT | 28-May |
| 55 | Biswa Bangla Krirangan COVID Hospital | 53,620 | TRUENAT | 31-May |
| 56 | Woodlands | 3,008 | CBNAAT | 11-Jun |
| 57 | Alipurduar DH | 1,542 | TRUENAT | 16-Jun |
| 58 | Basirhat DH | 296 | TRUENAT | 19-Jun |
| 59 | Anandaloke Sonoscan, Siliguri | 2,020 | TRUENAT | 27-Jun |
| 60 | Gangarampur SDH | 825 | CBNAAT | 16-Jul |
| 61 | Contai SDH | 286 | TRUENAT | 20-Jul |
| 62 | ILS hospital | 1,063 | TRUENAT | 25-Jul |
| 63 | Uttar Latabari DH | 85 | TRUENAT | 04-Aug |
| 64 | Nandigram SSH/DH | 664 | TRUENAT | 04-Aug |
| 65 | Panskura Hospital | 226 | TRUENAT | 06-Aug |
| 66 | Chittaranjan Seva Sadan Hospital | 1,257 | TRUENAT | 10-Aug |
| 67 | Dr. PK Saha Hospital, Coochbihar | 1,499 | TRUENAT | 11-Aug |
| 68 | Salt Lake SDH | 393 | TRUENAT | 13-Aug |
| 69 | Charnock Hospital | 1,274 | TRUENAT | 14-Aug |
| 70 | Gabberia SGH | 75 | TRUENAT | 15-Aug |
| 71 | Spandan Disgnostic Center | 2,937 | TRUENAT | 16-Aug |
| 72 | Kakdwip SSH | 103 | TRUENAT | 17-Aug |
| 73 | Mal SSH | 50 | TRUENAT | 18-Aug |
| 74 | Howrah DH | 98 | TRUENAT | 21-Aug |
| 75 | Sagardighi SSH | 50 | TRUENAT | 2-Sept |
| 76 | Domkal SSH | 95 | TRUENAT | 6-Sept |
| 77 | Udaynarayanpur SGH Howrah | 20 | TRUENAT | 7- Sept |
| 78 | GD Hospital & Diabetes Institute, Howrah | 396 | CBNAAT | 8-Sept |
| 79 | Nightingale Diagnostic & Medicare Centre | 503 | TRUENAT | 12-Sept |
| 80 | Bhagirathi Neotia Woman * Child Care Centre | 82 | CBNAAT | 16-Sept |
| 81 | Krishnanagar DTC | 3 | TRUENAT | 29-Sept |
| 82 | Mission Hospital, Durgapur | 988 | TRUENAT | 29-Sept |
| 83 | Medinova, Kolkata | 469 | TRUENAT | 1-Oct |
| 84 | Specialist Clinic & Diagnostic, Barasat | 365 | TRUENAT | 1-Oct |
| 85 | MSS Bansal Medical, Kolkata | 609 | TRUENAT | 2-Oct |
| 86 | TLJ, SGH, Howrah | 6 | TRUENAT | 2-Oct |
| 87 | Narayan Memorial Hospital, Kolkata | 82 | TRUENAT | 2-Oct |
| 88 | Kalimpong DH | 100 | TRUENAT | 6-Oct |
| 89 | Mirik BPHC, Darjeeling | 26 | TRUENAT | 9-Oct |
| 90 | Barjore SSH, Bankura | 29 | TRUENAT | 11-Oct |
| 91 | Darjeeling DH | 26 | TRUENAT | 11-Oct |
| 92 | Metropolis Kolkata | 5 | TRUENAT | 14-Oct |
| 93 | <i>Antigen Test done within the State</i> | 16,49,193 | - | - |
| 94 | <i>Samples Tested in Labs Outside the State</i> | 85,389 | RT-PCR | - |
| TOTAL | | 42,11,077 | | |

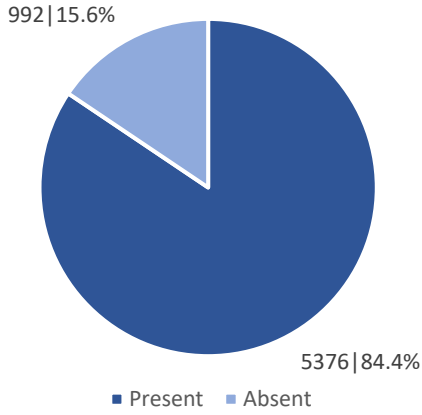
Note: Average tests per CBNAAT and TRUENAT machines are 32 per day and 16 per day respectively



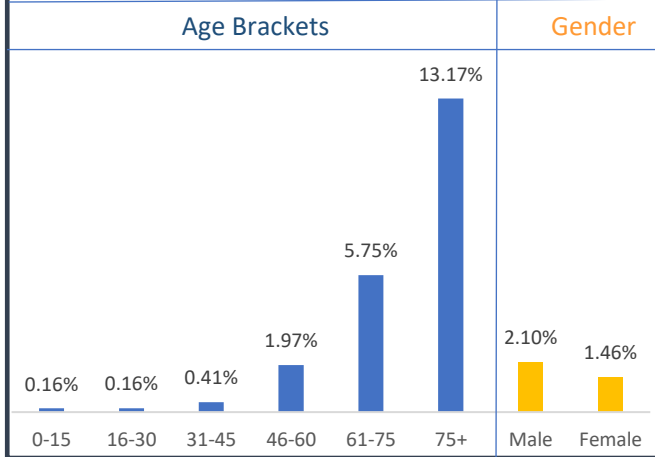
WEST BENGAL COVID-19 HEALTH BULLETIN – 23rd OCTOBER 2020

X

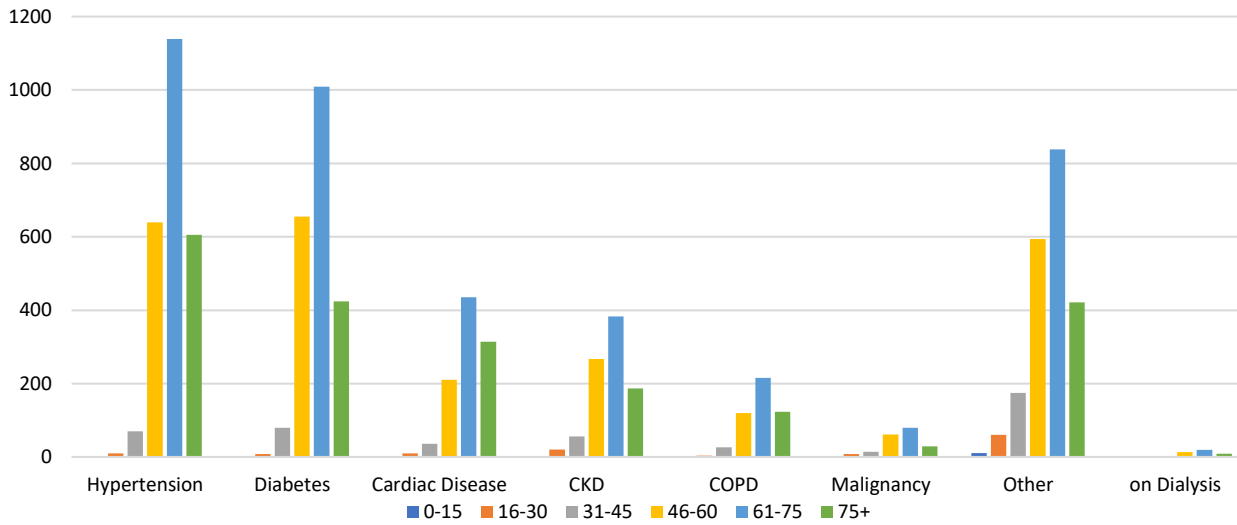
Comorbidity Status in Deceased Cases (n=6,368)



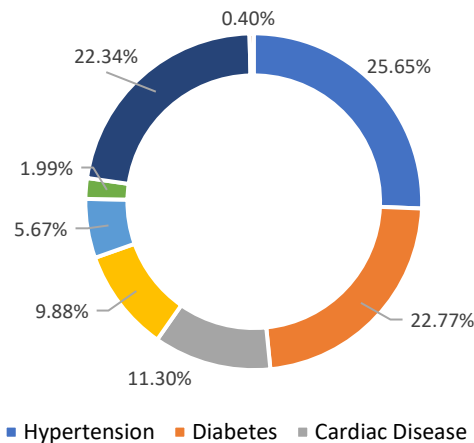
Fatality Rate in Respective Age Brackets & Gender Group



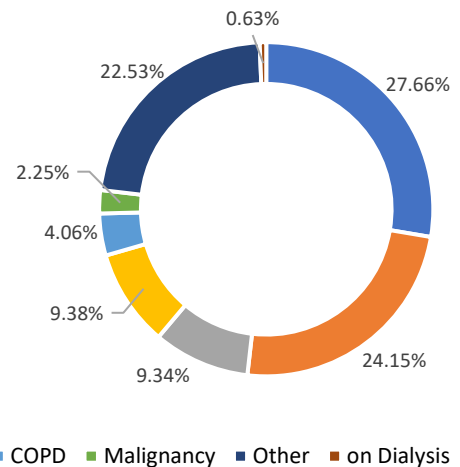
Age Group Wise Comorbidities Among Deceased



Share of Comorbidities in Male



Share of Comorbidities in Female



FATALITY ANALYSIS



Department of Health & Family Welfare Govt. of West Bengal

WEST BENGAL COVID-19 HEALTH BULLETIN – 23rd OCTOBER 2020

XI
EQUIPMENT SUPPLY

| S. No | Equipment | Ordered by State Govt. | Received Yesterday | Total Received by State Govt. | Order Pending |
|-------|----------------------------|------------------------|--------------------|-------------------------------|---------------|
| 1 | PPEs | 29.10 L | 5,000 | 24.35 L | 4.75 L |
| 2 | N95/FFP2 Masks | 36.20 L | 10,000 | 24.90 L | 11.30 L |
| 3 | Regular Masks | 69.50 L | 20,000 | 66.75 L | 2.75 L |
| 4 | Hand Sanitizers (In Ltrs.) | 3.11 L | 500 | 3,00,500 | 10,500 |
| 5 | Gloves | 64.50 L | 20,000 | 56.60 L | 7.90 L |
| 6 | Thermal Guns | 20,000 | NIL | 20,000 | NIL |

XII
DEDICATED COVID-19 HELPLINE (24 X 7)

1. Dedicated COVID-19 Helpline : **1800 313 444 222**
2. Direct Telemedicine Line : **033 23576001**
3. Ambulance Service : **033 40902929**
4. COVID Telemedicine App "[Covid Telemedicine WB](#)" on Google Play Store
 - These services include allocation of beds in Govt. hospitals and Safe Homes
 - Telemedicine for citizens at large and those in home isolation
 - Ambulance service includes guidance and provision of Govt. ambulance
5. Tele-Psychological counselling services have started since August 1st, 2020.

| General Queries | | | |
|--------------------------------|---|---|-----------|
| 1 | A | Total Queries addressed in last 24 hours | 3,246 |
| | B | Total Queries addressed till 22 nd October | 13,31,144 |
| Telemedicine | | | |
| 2 | A | Total consultations given in last 24 hours | 3,938 |
| | B | Total consultations given till 22 nd October | 3,62,750 |
| Ambulance Services | | | |
| 3 | A | Ambulances assigned in last 24 hours | 503 |
| | B | Total calls received in last 24 hours | 512 |
| Tele-Psychological Counselling | | | |
| 4 | A | Counselling given in last 24 hours | 1,134 |
| | B | Counselling given till 22 nd October | 1,06,920 |

State Government Interventions :

- Status of availability of beds for COVID positive patients in government and private hospitals is available at Health & FW Department's website: www.wbhealth.gov.in
- Safe Homes : An initiative by the Government of West Bengal for care and treatment of asymptomatic/mild symptomatic COVID patients for whom home isolation is not possible /advisable
- As per State Government advisory Satellite Health Facilities are being developed by private hospitals in close vicinity of their hospitals as separate health facility for treatment of asymptomatic/mild symptomatic COVID patients. This intervention is expected to free beds in the hospitals for serious patients.

All the guidelines and orders relating to Covid-19 are posted on www.wbhealth.gov.in

You can follow us on :

Facebook at: <https://www.facebook.com/wbdhfw/>

Twitter at: <https://twitter.com/wbdhfw>