



# Department of Health & Family Welfare Govt. of West Bengal

## WEST BENGAL COVID-19 HEALTH BULLETIN – 22<sup>nd</sup> MAY 2021

**Active COVID-19 Cases as on 22<sup>nd</sup> May: 1,31,688**

S. No	Subject	Number
1	Total COVID-19 Cases till 21 <sup>st</sup> May	12,29,805
2	New COVID-19 Cases on 22 <sup>nd</sup> May	18,863
<b>3</b>	<b>Total COVID-19 Cases till 22<sup>nd</sup> May (1+2)</b>	<b>12,48,668</b>
4	Total Discharged	11,02,772 (+19,202)
5	Total Deaths as on 22 <sup>nd</sup> May*	14,208 (+154)
<b>6</b>	<b>Active COVID-19 Cases as on 22<sup>nd</sup> May</b>	<b>1,31,688 (-493)</b>
7	Discharge Rate (4/3)	88.32%

*Note: All figures updated till 9AM, 22<sup>nd</sup> May*

*#Daily increase/decrease with respect to previous day is shown as (+/-)*

*\*Complete analysis can be referred from Section X, (Page no. 5)*

S. No	Subject	Number
1	Samples Tested till 21 <sup>st</sup> May	1,17,86,397
2	Samples Tested on 22 <sup>nd</sup> May	70,019
<b>3</b>	<b>Total Number of Samples Tested till 22<sup>nd</sup> May (1+2)</b>	<b>1,18,56,416</b>
4	Tests per Million population	1,31,738
5	% of Positive Cases out of Samples Tested	10.53%
6	Total Testing Laboratories*	114
7	Testing Laboratories added this week	1
8	Testing Laboratories pending approval	1

*\*Detailed breakup of these laboratories is given on Page 4 and Page 5*

S. No	Subject	Number
1	Total Number of Hospitals dedicated for treating COVID-19	228
2	Total Number of Govt. Hospitals dedicated for treating COVID-19	187
3	Total Number of Pvt. Hospitals requisitioned for treating COVID-19	41
4	Total Number of earmarked COVID-19 Beds	21,936
5	% Occupancy in COVID Beds	37.58%
6	Total ICU/HDU Beds in the COVID Hospitals	2,711
7	Total Number of Ventilators in the COVID Hospitals	1,298

Home Quarantine		
1	Total Home Quarantined People	26,54,736
2	Total number of people currently in Home Quarantine	90,928
3	Total number of people released from Home Quarantine	25,63,808
Safe Homes		
1	Total Number of Safe Homes	200
2	Total Number of Beds in Safe Homes	11,507
3	Total Number of Patients in Safe Homes currently	2,535



# Department of Health & Family Welfare Govt. of West Bengal

## WEST BENGAL COVID-19 HEALTH BULLETIN – 22<sup>nd</sup> MAY 2021

V

DISTRICT SNAPSHOT#

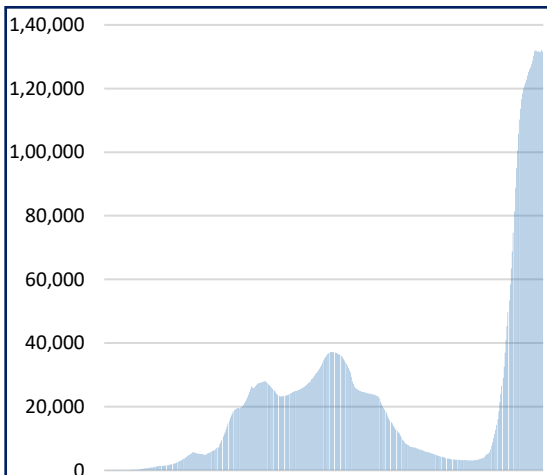
1	2	3	4	5	6 = 3-4-5	7
S. No	District	Total Cases	Total Discharged	Total Deaths	Total Active Cases	Last Reported Case
1	Alipurduar	10,514 <sup>+182</sup>	9,545 <sup>+117</sup>	93	876 <sup>+65</sup>	21-May-21
2	Coochbehar	18,975 <sup>+234</sup>	17,148 <sup>+258</sup>	77	1,750 <sup>-24</sup>	21-May-21
3	Darjeeling	37,366 <sup>+681</sup>	32,555 <sup>+647</sup>	331 <sup>+1</sup>	4,480 <sup>+33</sup>	21-May-21
4	Kalimpong	3,987 <sup>+92</sup>	3,476 <sup>+65</sup>	32	479 <sup>+27</sup>	21-May-21
5	Jalpaiguri	25,772 <sup>+506</sup>	22,512 <sup>+417</sup>	306 <sup>+8</sup>	2,954 <sup>+81</sup>	21-May-21
6	Uttar Dinajpur	15,833 <sup>+255</sup>	13,887 <sup>+258</sup>	162	1,784 <sup>-3</sup>	21-May-21
7	Dakshin Dinajpur	13,850 <sup>+181</sup>	12,598 <sup>+162</sup>	123 <sup>+4</sup>	1,129 <sup>+15</sup>	21-May-21
8	Malda	29,924 <sup>+162</sup>	28,004 <sup>+268</sup>	177	1,743 <sup>-106</sup>	21-May-21
9	Murshidabad	30,309 <sup>+332</sup>	27,293 <sup>+418</sup>	233 <sup>+7</sup>	2,783 <sup>-93</sup>	21-May-21
10	Nadia	53,072 <sup>+1,096</sup>	45,600 <sup>+1,015</sup>	419 <sup>+8</sup>	7,053 <sup>+73</sup>	21-May-21
11	Birbhum	35,971 <sup>+384</sup>	32,420 <sup>+503</sup>	215 <sup>+6</sup>	3,336 <sup>-125</sup>	21-May-21
12	Purulia	17,935 <sup>+85</sup>	16,698 <sup>+179</sup>	93 <sup>+2</sup>	1,144 <sup>-96</sup>	21-May-21
13	Bankura	25,529 <sup>+775</sup>	21,558 <sup>+513</sup>	182 <sup>+1</sup>	3,789 <sup>+261</sup>	21-May-21
14	Jhargram	6,825 <sup>+176</sup>	5,669 <sup>+163</sup>	23	1,133 <sup>+13</sup>	21-May-21
15	Paschim Medinipur	37,570 <sup>+813</sup>	32,038 <sup>+736</sup>	384 <sup>+4</sup>	5,148 <sup>+73</sup>	21-May-21
16	Purba Medinipur	44,092 <sup>+937</sup>	37,991 <sup>+823</sup>	314 <sup>+1</sup>	5,787 <sup>+113</sup>	21-May-21
17	Purba Bardhaman	32,340 <sup>+549</sup>	28,137 <sup>+598</sup>	121 <sup>+1</sup>	4,082 <sup>-50</sup>	21-May-21
18	Paschim Bardhaman	47,835 <sup>+599</sup>	42,194 <sup>+813</sup>	268 <sup>+4</sup>	5,373 <sup>-218</sup>	21-May-21
19	Howrah	76,022 <sup>+1,236</sup>	66,519 <sup>+1,191</sup>	1,269 <sup>+10</sup>	8,234 <sup>+35</sup>	21-May-21
20	Hooghly	65,377 <sup>+1,210</sup>	56,653 <sup>+1,161</sup>	691 <sup>+7</sup>	8,033 <sup>+42</sup>	21-May-21
21	North 24 Parganas	2,66,864 <sup>+3,876</sup>	2,35,991 <sup>+3,998</sup>	3,540 <sup>+43</sup>	27,333 <sup>-165</sup>	21-May-21
22	South 24 Parganas	76,963 <sup>+1,222</sup>	67,579 <sup>+1,217</sup>	1,007 <sup>+6</sup>	8,377 <sup>-1</sup>	21-May-21
23	Kolkata	2,75,677 <sup>+3,280</sup>	2,46,644 <sup>+3,682</sup>	4,145 <sup>+41</sup>	24,888 <sup>-443</sup>	21-May-21
24	Other State	66	63	3	0	6-Jun-20
<b>TOTAL</b>		<b>12,48,668<sup>+18,863</sup></b>	<b>11,02,772<sup>+19,202</sup></b>	<b>14,208<sup>+154</sup></b>	<b>1,31,688<sup>-493</sup></b>	

#District Wise data is subject to verification and may change

#Daily increase/decrease with respect to previous day is in superscript as +/- (Eg: +4)

VI

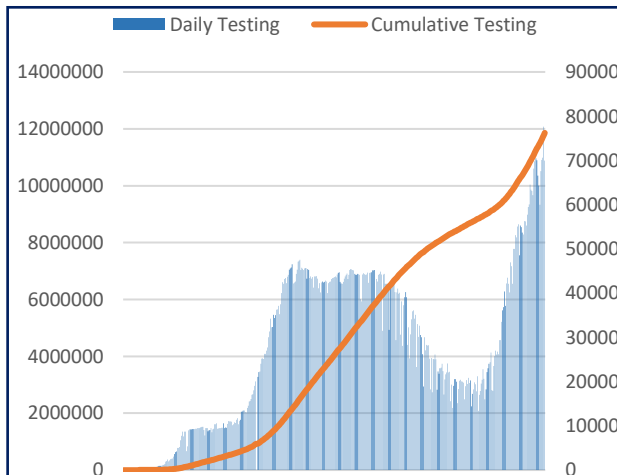
DAILY CUMULATIVE ACTIVE COVID-19 CASES



17<sup>th</sup> March 2020 to 22<sup>nd</sup> May 2021

VII

SAMPLES TESTED (Daily and Cumulative)



17<sup>th</sup> March 2020 to 22<sup>nd</sup> May 2021



Department of Health & Family Welfare  
Govt. of West Bengal

WEST BENGAL COVID-19 HEALTH BULLETIN – 22<sup>nd</sup> MAY 2021

VIII

UNIT WISE EQUIPMENT SUPPLY (CUMULATIVE)

S. No.	Unit Name	PPE	N95/FFP2	Regular Masks		Gloves	Sanitizer (In ltr.)
				Reusable Mask	Disposable Mask		
1	Alipurduar	17,800	26,250	13,400	1,00,900	89,475	5,092
2	Bankura	46,717	57,116	31,400	66,550	1,57,900	9,061
3	Birbhum	36,150	28,300	32,400	96,050	49,700	6,910
4	Bishnupur HD	15,350	38,449	55,602	32,468	1,66,536	4,000
5	Coochbehar	33,600	29,450	29,200	1,36,375	89,109	6,449
6	Dakshin Dinajpur	20,400	19,650	21,500	1,21,600	1,08,700	5,280
7	Darjeeling	90,411	95,347	22,900	3,44,239	2,54,975	3,656
8	Diamond Harbour HD	52,726	56,013	33,267	1,85,720	1,92,465	9,750
9	Hooghly	82,150	69,983	59,497	3,95,100	46,782	18,211
10	Howrah	1,25,265	91,432	66,580	4,10,165	27,842	11,339
11	Jalpaiguri	34,800	41,754	45,550	1,51,038	2,80,550	8,318
12	Jhargram	19,715	16,520	24,890	69,100	1,32,000	5,468
13	Kalimpong	21,150	23,245	19,800	1,31,992	1,62,649	4,884
14	Malda	26,100	23,200	26,000	87,100	97,700	7,151
15	Murshidabad	36,594	62,202	56,900	7,89,737	1,15,350	5,867
16	Nadia	72,470	55,389	37,100	1,49,050	1,84,300	11,481
17	North 24 Parganas	1,12,000	1,02,594	44,140	9,36,465	3,00,000	11,675
18	Basirhat HD	44,320	59,020	35,636	1,74,000	2,61,150	7,094
19	Paschim Bardhaman	37,850	35,100	17,780	1,21,000	1,21,900	2,257
20	Paschim Medinipur	42,226	61,566	49,858	2,68,357	1,72,335	7,885
21	Purba Bardhaman	65,800	60,100	27,100	1,36,550	1,58,800	11,064
22	Purba Medinipur	54,550	52,030	33,220	4,24,050	74,532	20,481
23	Nandigram HD	18,750	38,026	30,640	1,21,050	1,01,000	8,244
24	Purulia	50,450	36,245	52,700	1,48,550	1,21,700	7,421
25	Rampurhat HD	24,150	29,000	30,300	62,050	76,650	5,637
26	South 24 Parganas	57,450	41,498	88,488	3,32,050	1,41,395	7,084
27	Uttar Dinajpur	35,750	43,550	68,314	2,01,900	3,18,500	9,246
28	Bankura S MC&H	21,415	55,773	10,200	1,99,384	2,94,296	7,428
29	Coochbehar MC&H	13,800	14,900	14,600	58,700	2,71,000	3,442
30	NB MC&H	40,350	1,03,500	20,000	2,24,200	2,46,500	8,390
31	Diamond Harbour MC&H	14,089	32,255	10,100	1,47,750	1,83,050	5,503
32	Malda MC&H	18,800	86,900	13,100	1,88,500	2,58,500	7,708
33	Murshidabad MC&H	31,848	96,364	16,601	1,80,950	72,600	8,390
34	Bardhaman MC&H	23,900	35,377	17,500	1,21,281	3,32,000	6,329
35	Medinipur MC&H	56,400	89,015	38,595	63,350	2,12,595	5,345
36	Purulia MC&H	13,300	24,108	51,600	49,300	1,66,548	12,715
37	Rampurhat MC&H	21,400	40,232	17,600	40,000	88,500	10,048
38	Raiganj MC&H	14,100	13,059	13,100	56,500	87,000	2,246
39	JNM MC&H	93,600	1,47,600	24,000	1,87,000	2,90,500	4,000
40	Sagar Dutta MC&H	93,600	1,47,600	17,600	1,87,000	2,90,500	4,000
41	ID & BG Hospital	57,000	81,500	29,000	1,01,100	1,49,000	4,950
42	RG Kar MCH	40,850	76,822	15,800	3,01,050	80,728	8,664
43	NRS MCH	69,922	1,23,519	32,729	2,15,550	2,93,700	7,276
44	IPGMER & SSKMH	98,900	1,33,800	68,500	47,049	4,99,500	18,167
45	Medical College, Kolkata	1,87,142	1,92,649	22,577	53,528	43,500	10,732
46	CNMCH	52,350	55,500	23,150	1,33,500	2,69,700	3,672
47	Other Govt Dept/Institutions	6,13,937	8,96,504	4,22,532	13,16,040	17,29,678	1,14,209
48	Stock in hand-In Transit	2,02,865	17,45,034	5,14,313	9,25,270	9,29,820	53,569
<b>TOTAL</b>		<b>30,54,262</b>	<b>54,85,040</b>	<b>24,47,359</b>	<b>1,09,90,208</b>	<b>1,07,93,210</b>	<b>5,27,789</b>

\*In addition to State supply, local procurement is also done.



# Department of Health & Family Welfare Govt. of West Bengal

## WEST BENGAL COVID-19 HEALTH BULLETIN – 22<sup>nd</sup> MAY 2021

IX

DETAILS OF TESTING LABS

S. No.	Name of Testing Lab	Samples Tested	Method of Testing	Functional WEF
1	NICED	2,57,919	RT-PCR	Since Beginning
2	SSKM	3,56,322	RT-PCR	17-Mar-20
3	Medinipur MCH	2,01,158	RT-PCR	24-Mar-20
4	North Bengal MCH	4,21,377	RT-PCR	29-Mar-20
5	School of Tropical Medicine	2,69,509	RT-PCR	01-Apr-20
6	Apollo Hospital	71,221	RT-PCR	06-Apr-20
7	Tata Medical Centre	24,846	RT-PCR	06-Apr-20
8	Malda MCH	3,07,062	RT-PCR	08-Apr-20
9	Dr. Lal Pathlab	3,87,676	RT-PCR	17-Apr-20
10	Command Hospital	41,572	RT-PCR	17-Apr-20
11	CNCI	31,127	RT-PCR	22-Apr-20
12	RG Kar MCH	3,07,422	RT-PCR	24-Apr-20
13	SURAKSHA	2,17,764	RT-PCR	24-Apr-20
14	Murshidabad MCH	2,35,259	RT-PCR	26-Apr-20
15	Peerless	84,160	RT-PCR	30-Apr-20
16	Burdwan MCH	2,31,414	RT-PCR	06-May-20
17	MCH Kolkata	1,28,586	RT-PCR	08-May-20
18	NRS MCH	1,64,924	RT-PCR	12-May-20
19	Sanaka Hospitals	1,34,345	RT-PCR	12-May-20
20	Medica Hospital	1,50,681	RT-PCR	15-May-20
21	Bankura MCH	2,04,385	RT-PCR	22-May-20
22	Suri DH	1,56,756	RT-PCR	22-May-20
23	Coochbehar GMCH	2,11,335	RT-PCR	06-Jun-20
24	COMJNM Kalyani	2,11,296	RT-PCR	10-Jun-20
25	Desun Hospital	9,447	RT-PCR	17-Jun-20
26	RN Tagore Hospital	51,522	RT-PCR	24-Jun-20
27	Raigunj MCH	1,01,330	RT-PCR	26-Jun-20
28	Jagannath Gupta Institute of Medical Sciences	7,588	RT-PCR	06-Jul-20
29	ESI-Postgraduate Institute of Medical Science and Research	15,372	RT-PCR	16-Jul-20
30	Remedy Lifecare, Kolkata	16,496	RT-PCR	21-Jul-20
31	AMRI Dhakuria	66,536	RT-PCR	19-May-20
32	Rampurhat MCH	1,11,669	RT-PCR	19-May-20
33	CNMCH	98,017	RT-PCR	20-May-20
34	DH GMCH	2,06,759	RT-PCR	20-May-20
35	COMSDH	76,011	RT-PCR	27-May-20
36	Purulia Govt. MCH	1,23,096	RT-PCR	03-Jun-20
37	SRL Lab	2,32,121	RT-PCR	18-Jun-20
38	Probe diagnostics	62,287	RT-PCR	14-Aug-20
39	Pulse Diagnostics	80,575	RT-PCR	12-Sep-20
40	RB Diagnostic Kolkata	1,02,085	RT-PCR	20-Sep-20
41	Purba Medinipur DH	46,762	RT-PCR	24-Sep-20
42	B.P. Poddar Hospital & Medical Research Ltd	3,327	RT-PCR	27-Oct-20
43	Swastik Clinic & Seva Sadan Pvt. Ltd., Birbhum	954	RT-PCR	27-Oct-20
44	Repromed Diagnostic Ltd	28,987	RT-PCR	24-Sep-20
45	Gouri Devi Institute of Medical Sciences and Hospital	5,073	RT-PCR	07-Nov-20
46	IQ City Medical College Durgapur	12,030	RT-PCR	04-Dec-20
47	Imambara DH, Hooghly	39,642	RT-PCR	15-Dec-20
48	Saroj Gupta Cancer Center & Research Institute	4,901	RT-PCR	23-Dec-20
49	Lasco Medicare Pvt. Ltd. Howrah	9,142	RT-PCR	05-Jan-21
50	Icare Institute of Medical Sciences and Research	3,233	RT-PCR	25-Jan-21
51	Sanjiban Hospital, Howrah	5,854	RT-PCR	23-Feb-21
52	GCC DNA Diagnostic Lab	2,144	RT-PCR	22-Apr-21
53	Quadra Medical Services	875	RT-PCR	01-May-21
54	Hindlabs, Kolkata	832	RT-PCR	15-May-21
55	AMRI Salt Lake	20,691	CBNAAT	01-May-20
56	CMRI	20,347	CBNAAT	13-May-20
57	Asansol DH	10,335	TRUENAT	19-May-20
58	Jhargram DH	2,675	TRUENAT	19-May-20
59	Falakata SSH	3,870	TRUENAT	20-May-20

Note: Average tests per CBNAAT and TRUENAT machines are 32 per day and 16 per day respectively



# Department of Health & Family Welfare Govt. of West Bengal

## WEST BENGAL COVID-19 HEALTH BULLETIN – 22<sup>nd</sup> MAY 2021

IX

DETAILS OF TESTING LABS

S. No.	Name of Testing Lab	Samples Tested	Method of Testing	Functional WEF
60	Balurghat DH	3,450	TRUENAT	22-May-20
61	Serampore DH	1,213	TRUENAT	25-May-20
62	Uluberia SSH	1,918	TRUENAT	27-May-20
63	Jangipur SDH	1,685	TRUENAT	27-May-20
64	Egra SDH	748	TRUENAT	27-May-20
65	MR Bangur Hospital	415	TRUENAT	28-May-20
66	Chanchal SDH	558	TRUENAT	28-May-20
67	Biswa Bangla Krirangan COVID Hospital	1,03,679	TRUENAT	31-May-20
68	Woodlands	12,052	CBNAAT	11-Jun-20
69	Alipurduar DH	1,542	TRUENAT	16-Jun-20
70	Basirhat DH	467	TRUENAT	19-Jun-20
71	Anandaloke Sonoscan, Siliguri	12,102	TRUENAT	27-Jun-20
72	Gangarampur SDH	1,282	CBNAAT	16-Jul-20
73	Contai SDH	1,891	TRUENAT	20-Jul-20
74	ILS hospital	2,724	TRUENAT	25-Jul-20
75	Uttar Latabari DH	179	TRUENAT	04-Aug-20
76	Nandigram SSH/DH	792	TRUENAT	04-Aug-20
77	Panskura Hospital	436	TRUENAT	06-Aug-20
78	Chittaranjan Seva Sadan Hospital	1,730	TRUENAT	10-Aug-20
79	Dr. PK Saha Hospital, Coochbihar	5,492	TRUENAT	11-Aug-20
80	Salt Lake SDH	846	TRUENAT	13-Aug-20
81	Charnock Hospital	7,579	TRUENAT	14-Aug-20
82	Gabberia SGH	372	TRUENAT	15-Aug-20
83	Spandan Disgnostic Center	11,970	TRUENAT	16-Aug-20
84	Kakdwip SSH	277	TRUENAT	17-Aug-20
85	Mal SSH	197	TRUENAT	18-Aug-20
86	Howrah DH	183	TRUENAT	21-Aug-20
87	Sagardighi SSH	571	TRUENAT	02-Sep-20
88	Domkal SSH	164	TRUENAT	06-Sep-20
89	Udaynarayanpur SGH Howrah	53	TRUENAT	07-Sep-20
90	GD Hospital & Diabetes Institute, Howrah	2,242	CBNAAT	08-Sep-20
91	Nightingale Diagnostic & Medicare Centre	6,004	TRUENAT	12-Sep-20
92	Bhagirathi Neotia Woman * Child Care Centre	862	CBNAAT	16-Sep-20
93	Krishnanagar DTC	171	TRUENAT	29-Sep-20
94	Mission Hospital, Durgapur	14,946	TRUENAT	29-Sep-20
95	Medinova, Kolkata	4,546	TRUENAT	01-Oct-20
96	MSS Bansal Medical, Kolkata	12,490	TRUENAT	02-Oct-20
97	TLJ, SGH, Howrah	301	TRUENAT	02-Oct-20
98	Narayan Memorial Hospital, Kolkata	642	TRUENAT	02-Oct-20
99	Kalimpong DH	369	TRUENAT	06-Oct-20
100	Mirik BPHC, Darjeeling	136	TRUENAT	09-Oct-20
101	Barjore SSH, Bankura	380	TRUENAT	11-Oct-20
102	Darjeeling DH	334	TRUENAT	11-Oct-20
103	Metropolis Kolkata	59,017	TRUENAT	14-Oct-20
104	Laboratory Services, Healthworld Hospitals, Durgapur	5,229	TRUENAT	04-Dec-20
105	Neotia Getwel Healthcare Centre, Siliguri	1,082	CBNAAT	09-Jan-21
106	Arogya Niketan Nursing Home	2,015	TRUENAT	16-Jan-21
107	Ruby General Hospital	1,783	CBNAAT	20-Jan-21
108	Cliniperfect Polyclinic and Diagnostics	948	TRUENAT	23-Feb-21
109	10 Air Force Hospital, Hasimara	734	TRUENAT	23-Apr-21
110	4 Air Force Hospital, Midnapore	1,005	TRUENAT	23-Apr-21
111	164 Military Hospital, Binnaguri	1,324	TRUENAT	23-Apr-21
112	Central Hospital, SE Railway, Kolkata	610	CBNAAT	23-Apr-21
113	Zenith super speciality hospital	1,019	TRUENAT	23-Apr-21
114	Alipurduar Railway Hospital	2,211	TRUENAT	23-Apr-21
115	Antigen Test done within the State	48,00,476	-	-
116	Samples Tested in Labs Outside the State	3,68,272	RT-PCR	-
<b>TOTAL</b>		<b>1,18,56,416</b>		

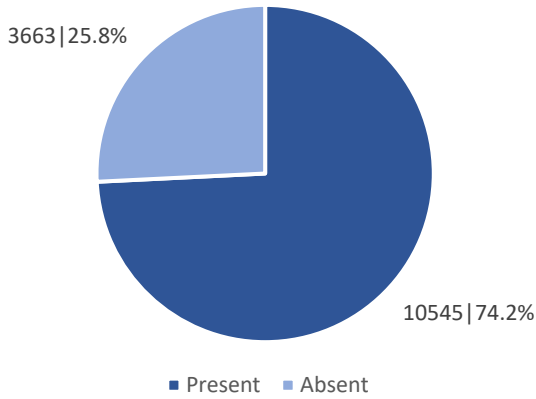
Note: Average tests per CBNAAT and TRUENAT machines are 32 per day and 16 per day respectively



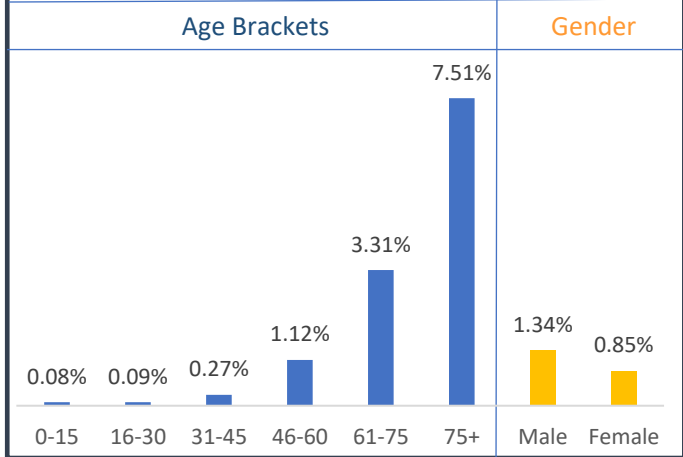
WEST BENGAL COVID-19 HEALTH BULLETIN – 22<sup>nd</sup> MAY 2021

X

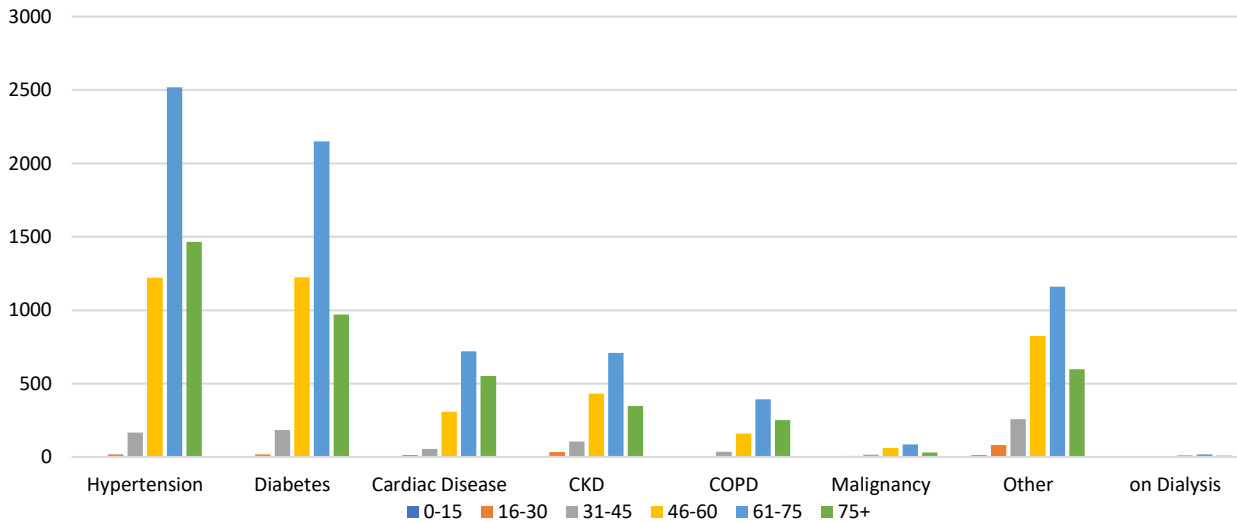
**Comorbidity Status in Deceased Cases (n=14,208)**



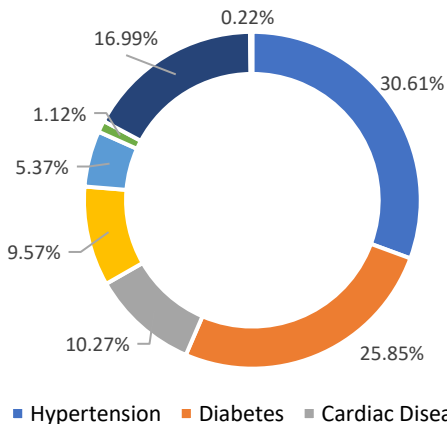
**Fatality Rate in Respective Age Brackets & Gender Group**



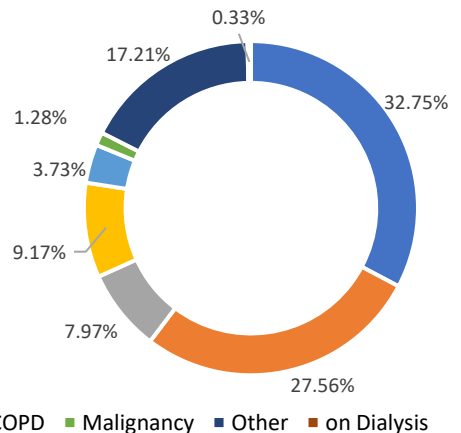
**Age Group Wise Comorbidities Among Deceased**



**Share of Comorbidities in Male**



**Share of Comorbidities in Female**



FATALITY ANALYSIS



# Department of Health & Family Welfare Govt. of West Bengal

## WEST BENGAL COVID-19 HEALTH BULLETIN – 22<sup>nd</sup> MAY 2021

**XI**

**EQUIPMENT SUPPLY**

S. No	Equipment	Ordered by State Govt.	Received Yesterday	Total Received by State Govt.	Order Pending
1	PPEs	32.10 L	2,000	29.83 L	2.27 L
2	N95/FFP2 Masks	54.20 L	10,000	53.89 L	0.31 L
3	Regular Masks	123.84 L	20,000	114.10 L	9.74 L
4	Hand Sanitizers (In Ltrs.)	5.11 L	1,000	5.10 L	0.01 L
5	Gloves	125.00 L	20,000	104.80 L	20.20 L
6	Thermal Guns	20,000	NIL	20,000	NIL

**XII**

**DEDICATED COVID-19 HELPLINE (24 X 7)**

1. Dedicated COVID-19 Helpline : **1800 313 444 222**
2. Direct Telemedicine Line : **033 23576001**
3. Ambulance Service : **033 40902929**
4. COVID Telemedicine App "[Covid Telemedicine WB](#)" on Google Play Store
  - These services include allocation of beds in Govt. hospitals and Safe Homes
  - Telemedicine for citizens at large and those in home isolation
  - Ambulance service includes guidance and provision of Govt. ambulance
5. Tele-Psychological counselling services have started since August 1<sup>st</sup>, 2020.

General Queries			
1	A	Total Queries addressed in last 24 hours	5,396
	B	Total Queries addressed till 21 <sup>st</sup> May	17,63,674
Telemedicine			
2	A	Total consultations given in last 24 hours	2,296
	B	Total consultations given till 21 <sup>st</sup> May	6,74,180
Ambulance Services			
3	A	Ambulances assigned in last 24 hours	814
	B	Total calls received in last 24 hours	814
Tele-Psychological Counselling			
4	A	Counselling given in last 24 hours	1,013
	B	Counselling given till 21 <sup>st</sup> May	3,46,700

### State Government Interventions :

- Status of availability of beds for Covid positive patients in government and private hospitals along with other related services is available at [https://excise.wb.gov.in/chms/CHMS/Page/CHMS\\_State\\_Dashboard\\_New.aspx](https://excise.wb.gov.in/chms/CHMS/Page/CHMS_State_Dashboard_New.aspx)
- Safe Homes : An initiative by the Government of West Bengal for care and treatment of asymptomatic/mild symptomatic COVID patients for whom home isolation is not possible /advisable
- As per State Government advisory Satellite Health Facilities are being developed by private hospitals in close vicinity of their hospitals as separate health facility for treatment of asymptomatic/mild symptomatic COVID patients. This intervention is expected to free beds in the hospitals for serious patients.

All the guidelines and orders relating to Covid-19 are posted on [www.wbhealth.gov.in](http://www.wbhealth.gov.in)

You can follow us on :

Facebook at: <https://www.facebook.com/wbdhfw/>

Twitter at: <https://twitter.com/wbdhfw>