



# Department of Health & Family Welfare Govt. of West Bengal

## WEST BENGAL COVID-19 HEALTH BULLETIN – 22<sup>nd</sup> JUNE 2021

### Active COVID-19 Cases as on 22<sup>nd</sup> June: 22,508

S. No	Subject	Number
1	Total COVID-19 Cases till 21 <sup>st</sup> June	14,83,586
2	New COVID-19 Cases on 22 <sup>nd</sup> June	1,852
<b>3</b>	<b>Total COVID-19 Cases till 22<sup>nd</sup> June (1+2)</b>	<b>14,85,438</b>
4	Total Discharged	14,45,493 (+2,037)
5	Total Deaths as on 22 <sup>nd</sup> June*	17,437 (+47)
<b>6</b>	<b>Active COVID-19 Cases as on 22<sup>nd</sup> June</b>	<b>22,508 (-232)</b>
7	Discharge Rate (4/3)	97.31%

**Note:** All figures updated till 9AM, 22<sup>nd</sup> June

#Daily increase/decrease with respect to previous day is shown as (+/-)

\*Complete analysis can be referred from **Section XI**, (Page no. 6)

S. No	Subject	Number
1	Samples Tested till 21 <sup>st</sup> June	1,37,32,633
2	Samples Tested on 22 <sup>nd</sup> June	51,233
<b>3</b>	<b>Total Number of Samples Tested till 22<sup>nd</sup> June (1+2)</b>	<b>1,37,83,866</b>
<b>4</b>	<b>Positivity Rate as on 22<sup>nd</sup> June</b>	<b>3.61%</b>
5	Tests per Million population	1,53,154
6	Total Testing Laboratories*	121
7	Testing Laboratories added this week	0
8	Testing Laboratories pending approval	1

\*Detailed breakup of these laboratories is given on **Page 4 and Page 5**

S. No	Subject	Number
1	Total Number of Hospitals dedicated for treating COVID-19	235
2	Total Number of Govt. Hospitals dedicated for treating COVID-19	194
3	Total Number of Pvt. Hospitals requisitioned for treating COVID-19	41
4	Total Number of earmarked COVID-19 Beds	24,796
5	% Occupancy in COVID Beds	9.67%
6	Total ICU/HDU Beds in the COVID Hospitals	3,612
7	Total Number of Ventilators in the COVID Hospitals	1,298

Home Isolation		
1	Total number of people currently in Home Isolation	18,266
Safe Homes		
1	Total Number of Safe Homes	200
2	Total Number of Beds in Safe Homes	11,507
3	Total Number of Patients in Safe Homes currently	941

S. No	Subject	Number
1	Total Number of people vaccinated on 22 <sup>nd</sup> June	3,27,989
2	First Dose on 22 <sup>nd</sup> June	2,49,601
3	Second Dose on 22 <sup>nd</sup> June	78,388
4	Cumulative Vaccination till 22 <sup>nd</sup> June	1,92,49,718
5	Cumulative Vaccination First Dose	1,49,17,683
6	Cumulative Vaccination Second Dose	43,32,035



# Department of Health & Family Welfare Govt. of West Bengal

## WEST BENGAL COVID-19 HEALTH BULLETIN – 22<sup>nd</sup> JUNE 2021

### VI

#### DISTRICT SNAPSHOT#

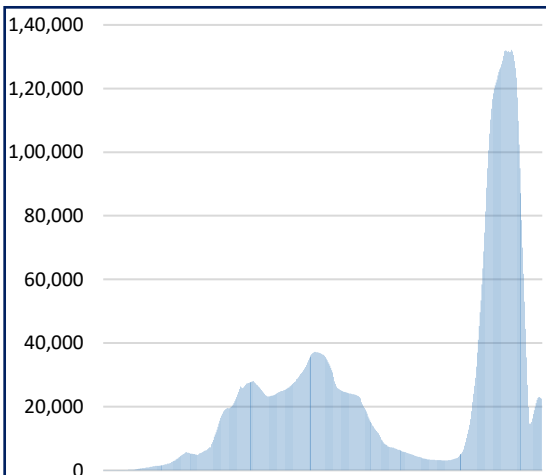
1	2	3	4	5	6 = 3-4-5	7
S. No	District	Total Cases	Total Discharged	Total Deaths	Total Active Cases	Last Reported Case
1	Alipurduar	13,980 <sup>+22</sup>	13,437 <sup>+37</sup>	96 <sup>+1</sup>	447 <sup>-16</sup>	21-Jun-21
2	Coochbehar	25,187 <sup>+98</sup>	24,056 <sup>+79</sup>	89	1,042 <sup>+19</sup>	21-Jun-21
3	Darjeeling	49,390 <sup>+171</sup>	47,236 <sup>+127</sup>	441 <sup>+1</sup>	1,713 <sup>+43</sup>	21-Jun-21
4	Kalimpong	5,518 <sup>+30</sup>	5,256 <sup>+21</sup>	37	225 <sup>+9</sup>	21-Jun-21
5	Jalpaiguri	37,328 <sup>+105</sup>	35,469 <sup>+127</sup>	481 <sup>+2</sup>	1,378 <sup>-24</sup>	21-Jun-21
6	Uttar Dinajpur	18,853 <sup>+35</sup>	18,310 <sup>+33</sup>	226	317 <sup>+2</sup>	21-Jun-21
7	Dakshin Dinajpur	16,440 <sup>+11</sup>	16,041 <sup>+22</sup>	165	234 <sup>-11</sup>	21-Jun-21
8	Malda	32,394 <sup>+10</sup>	32,038 <sup>+16</sup>	182	174 <sup>-6</sup>	21-Jun-21
9	Murshidabad	33,279 <sup>+8</sup>	32,808 <sup>+15</sup>	317	154 <sup>-7</sup>	21-Jun-21
10	Nadia	66,853 <sup>+107</sup>	65,023 <sup>+110</sup>	621 <sup>+4</sup>	1,209 <sup>-7</sup>	21-Jun-21
11	Birbhum	39,831 <sup>+35</sup>	39,331 <sup>+24</sup>	277	223 <sup>+11</sup>	21-Jun-21
12	Purulia	18,967 <sup>+3</sup>	18,784 <sup>+7</sup>	112	71 <sup>-4</sup>	21-Jun-21
13	Bankura	32,642 <sup>+74</sup>	31,643 <sup>+67</sup>	256	743 <sup>+7</sup>	21-Jun-21
14	Jhargram	9,823 <sup>+53</sup>	9,311 <sup>+27</sup>	24	488 <sup>+26</sup>	21-Jun-21
15	Paschim Medinipur	47,335 <sup>+124</sup>	45,702 <sup>+105</sup>	458 <sup>+1</sup>	1,175 <sup>+18</sup>	21-Jun-21
16	Purba Medinipur	57,443 <sup>+151</sup>	54,566 <sup>+187</sup>	355	2,522 <sup>-36</sup>	21-Jun-21
17	Purba Bardhaman	38,537 <sup>+53</sup>	37,767 <sup>+42</sup>	166 <sup>+1</sup>	604 <sup>+10</sup>	21-Jun-21
18	Paschim Bardhaman	55,231 <sup>+45</sup>	54,417 <sup>+43</sup>	335	479 <sup>+2</sup>	21-Jun-21
19	Howrah	92,248 <sup>+115</sup>	89,342 <sup>+151</sup>	1,453 <sup>+3</sup>	1,453 <sup>-39</sup>	21-Jun-21
20	Hooghly	79,214 <sup>+108</sup>	76,977 <sup>+150</sup>	849 <sup>+7</sup>	1,388 <sup>-49</sup>	21-Jun-21
21	North 24 Parganas	3,14,455 <sup>+207</sup>	3,07,007 <sup>+322</sup>	4,409 <sup>+15</sup>	3,039 <sup>-130</sup>	21-Jun-21
22	South 24 Parganas	93,653 <sup>+115</sup>	90,926 <sup>+138</sup>	1,226 <sup>+1</sup>	1,501 <sup>-24</sup>	21-Jun-21
23	Kolkata	3,06,771 <sup>+172</sup>	2,99,983 <sup>+187</sup>	4,859 <sup>+11</sup>	1,929 <sup>-26</sup>	21-Jun-21
24	Other State	66	63	3	0	6-Jun-20
<b>TOTAL</b>		<b>14,85,438<sup>+1,852</sup></b>	<b>14,45,493<sup>+2,037</sup></b>	<b>17,437<sup>+47</sup></b>	<b>22,508<sup>-232</sup></b>	

#District Wise data is subject to verification and may change

#Daily increase/decrease with respect to previous day is in superscript as +/- (Eg: +4)

### VII

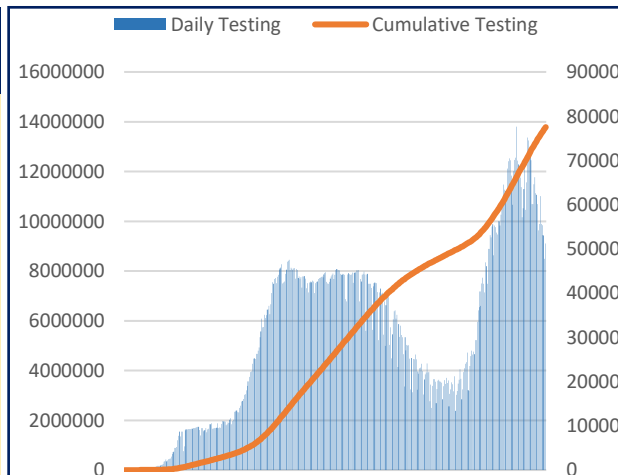
#### DAILY CUMULATIVE ACTIVE COVID-19 CASES



17<sup>th</sup> March 2020 to 22<sup>nd</sup> June 2021

### VIII

#### SAMPLES TESTED (Daily and Cumulative)



17<sup>th</sup> March 2020 to 22<sup>nd</sup> June 2021



Department of Health & Family Welfare  
Govt. of West Bengal

WEST BENGAL COVID-19 HEALTH BULLETIN – 22<sup>nd</sup> JUNE 2021

IX

UNIT WISE EQUIPMENT SUPPLY (CUMULATIVE)

S. No.	Unit Name	PPE	N95/FFP2	Regular Masks		Gloves	Sanitizer (In ltr.)
				Reusable Mask	Disposable Mask		
1	Alipurduar	17,800	26,250	13,400	1,00,900	89,475	5,092
2	Bankura	46,717	57,116	31,400	66,550	1,57,900	9,061
3	Birbhum	36,150	28,300	32,400	96,050	49,700	6,910
4	Bishnupur HD	15,350	38,449	55,602	32,468	1,66,536	4,000
5	Coochbehar	33,600	29,450	29,200	1,36,375	89,109	6,449
6	Dakshin Dinajpur	20,400	19,650	21,500	1,21,600	1,08,700	5,280
7	Darjeeling	90,411	95,347	22,900	3,44,239	2,54,975	3,656
8	Diamond Harbour HD	52,726	56,013	33,267	1,85,720	1,92,465	9,750
9	Hooghly	82,150	69,983	59,497	3,95,100	46,782	18,211
10	Howrah	1,25,265	91,432	66,580	4,10,165	27,842	11,339
11	Jalpaiguri	34,800	41,754	45,550	1,51,038	2,80,550	8,318
12	Jhargram	19,715	16,520	24,890	69,100	1,32,000	5,468
13	Kalimpong	21,150	23,245	19,800	1,31,992	1,62,649	4,884
14	Malda	26,100	23,200	26,000	87,100	97,700	7,151
15	Murshidabad	36,594	62,202	56,900	7,89,737	1,15,350	5,867
16	Nadia	72,470	55,389	37,100	1,49,050	1,84,300	11,481
17	North 24 Parganas	1,12,000	1,02,594	44,140	9,36,465	3,00,000	11,675
18	Basirhat HD	44,320	59,020	35,636	1,74,000	2,61,150	7,094
19	Paschim Bardhaman	37,850	35,100	17,780	1,21,000	1,21,900	2,257
20	Paschim Medinipur	42,226	61,566	49,858	2,68,357	1,72,335	7,885
21	Purba Bardhaman	65,800	60,100	27,100	1,36,550	1,58,800	11,064
22	Purba Medinipur	54,550	52,030	33,220	4,24,050	74,532	20,481
23	Nandigram HD	18,750	38,026	30,640	1,21,050	1,01,000	8,244
24	Purulia	50,450	36,245	52,700	1,48,550	1,21,700	7,421
25	Rampurhat HD	24,150	29,000	30,300	62,050	76,650	5,637
26	South 24 Parganas	57,450	41,498	88,488	3,32,050	1,41,395	7,084
27	Uttar Dinajpur	35,750	43,550	68,314	2,01,900	3,18,500	9,246
28	Bankura S MC&H	21,415	55,773	10,200	1,99,384	2,94,296	7,428
29	Coochbehar MC&H	13,800	14,900	14,600	58,700	2,71,000	3,442
30	NB MC&H	40,350	1,03,500	20,000	2,24,200	2,46,500	8,390
31	Diamond Harbour MC&H	14,089	32,255	10,100	1,47,750	1,83,050	5,503
32	Malda MC&H	18,800	86,900	13,100	1,88,500	2,58,500	7,708
33	Murshidabad MC&H	31,848	96,364	16,601	1,80,950	72,600	8,390
34	Bardhaman MC&H	23,900	35,377	17,500	1,21,281	3,32,000	6,329
35	Medinipur MC&H	56,400	89,015	38,595	63,350	2,12,595	5,345
36	Purulia MC&H	13,300	24,108	51,600	49,300	1,66,548	12,715
37	Rampurhat MC&H	21,400	40,232	17,600	40,000	88,500	10,048
38	Raiganj MC&H	14,100	13,059	13,100	56,500	87,000	2,246
39	JNM MC&H	93,600	1,47,600	24,000	1,87,000	2,90,500	4,000
40	Sagar Dutta MC&H	93,600	1,47,600	17,600	1,87,000	2,90,500	4,000
41	ID & BG Hospital	57,000	81,500	29,000	1,01,100	1,49,000	4,950
42	RG Kar MCH	40,850	76,822	15,800	3,01,050	80,728	8,664
43	NRS MCH	69,922	1,23,519	32,729	2,15,550	2,93,700	7,276
44	IPGMER & SSKMH	98,900	1,33,800	68,500	47,049	4,99,500	18,167
45	Medical College, Kolkata	1,87,142	1,92,649	22,577	53,528	43,500	10,732
46	CNMCH	52,350	55,500	23,150	1,33,500	2,69,700	3,672
47	Other Govt Dept/Institutions	6,13,937	8,96,504	4,22,532	13,16,040	17,29,678	1,14,209
48	Stock in hand-In Transit	2,64,865	20,55,034	5,14,313	15,45,270	15,49,820	84,569
<b>TOTAL</b>		<b>31,16,262</b>	<b>57,95,040</b>	<b>24,47,359</b>	<b>1,16,10,208</b>	<b>1,14,13,210</b>	<b>5,58,789</b>

\*In addition to State supply, local procurement is also done.



# Department of Health & Family Welfare Govt. of West Bengal

## WEST BENGAL COVID-19 HEALTH BULLETIN – 22<sup>nd</sup> JUNE 2021

X

DETAILS OF TESTING LABS

S. No.	Name of Testing Lab	Samples Tested	Method of Testing	Functional WEF
1	NICED	2,81,012	RT-PCR	Since Beginning
2	SSKM	3,87,040	RT-PCR	17-Mar-20
3	Medinipur MCH	2,17,122	RT-PCR	24-Mar-20
4	North Bengal MCH	4,72,630	RT-PCR	29-Mar-20
5	School of Tropical Medicine	2,91,398	RT-PCR	01-Apr-20
6	Apollo Hospital	76,156	RT-PCR	06-Apr-20
7	Tata Medical Centre	26,568	RT-PCR	06-Apr-20
8	Malda MCH	3,37,655	RT-PCR	08-Apr-20
9	Dr. Lal Pathlab	4,33,824	RT-PCR	17-Apr-20
10	Command Hospital	44,608	RT-PCR	17-Apr-20
11	CNCI	33,291	RT-PCR	22-Apr-20
12	RG Kar MCH	3,31,869	RT-PCR	24-Apr-20
13	SURAKSHA	2,48,634	RT-PCR	24-Apr-20
14	Murshidabad MCH	2,61,708	RT-PCR	26-Apr-20
15	Peerless	89,444	RT-PCR	30-Apr-20
16	Burdwan MCH	2,55,104	RT-PCR	06-May-20
17	MCH Kolkata	1,38,422	RT-PCR	08-May-20
18	NRS MCH	1,79,601	RT-PCR	12-May-20
19	Sanaka Hospitals	1,39,039	RT-PCR	12-May-20
20	Medica Hospital	1,58,670	RT-PCR	15-May-20
21	Bankura MCH	2,36,639	RT-PCR	22-May-20
22	Suri DH	1,67,970	RT-PCR	22-May-20
23	Coochbehar GMCH	2,41,322	RT-PCR	06-Jun-20
24	COMJNM Kalyani	2,25,899	RT-PCR	10-Jun-20
25	Desun Hospital	10,475	RT-PCR	17-Jun-20
26	RN Tagore Hospital	56,411	RT-PCR	24-Jun-20
27	Raigunj MCH	1,12,593	RT-PCR	26-Jun-20
28	Jagannath Gupta Institute of Medical Sciences	8,422	RT-PCR	06-Jul-20
29	ESI-Postgraduate Institute of Medical Science and Research	17,288	RT-PCR	16-Jul-20
30	Remedy Lifecare, Kolkata	18,790	RT-PCR	21-Jul-20
31	AMRI Dhakuria	70,759	RT-PCR	19-May-20
32	Rampurhat MCH	1,33,756	RT-PCR	19-May-20
33	CNMCH	1,07,943	RT-PCR	20-May-20
34	DH GMCH	2,25,944	RT-PCR	20-May-20
35	COMSDH	84,354	RT-PCR	27-May-20
36	Purulia Govt. MCH	1,38,705	RT-PCR	03-Jun-20
37	SRL Lab	2,74,189	RT-PCR	18-Jun-20
38	Probe diagnostics	67,947	RT-PCR	14-Aug-20
39	Pulse Diagnostics	1,00,288	RT-PCR	12-Sep-20
40	RB Diagnostic Kolkata	1,19,276	RT-PCR	20-Sep-20
41	Purba Medinipur DH	60,980	RT-PCR	24-Sep-20
42	B.P. Poddar Hospital & Medical Research Ltd	3,724	RT-PCR	27-Oct-20
43	Swastik Clinic & Seva Sadan Pvt. Ltd., Birbhum	1,170	RT-PCR	27-Oct-20
44	Repromed Diagnostic Ltd	32,229	RT-PCR	24-Sep-20
45	Gouri Devi Institute of Medical Sciences and Hospital	6,057	RT-PCR	07-Nov-20
46	IQ City Medical College Durgapur	15,947	RT-PCR	04-Dec-20
47	Imambara DH, Hooghly	54,561	RT-PCR	15-Dec-20
48	Saroj Gupta Cancer Center & Research Institute	5,722	RT-PCR	23-Dec-20
49	Lasco Medicare Pvt. Ltd. Howrah	13,944	RT-PCR	05-Jan-21
50	Icare Institute of Medical Sciences and Research	4,985	RT-PCR	25-Jan-21
51	Sanjiban Hospital, Howrah	7,430	RT-PCR	23-Feb-21
52	GCC DNA Diagnostic Lab	3,075	RT-PCR	22-Apr-21
53	Quadra Medical Services	1,314	RT-PCR	01-May-21
54	Hindlabs, Kolkata	6,487	RT-PCR	15-May-21
55	Pathkind Lab, Kolkata	4,177	RT-PCR	25-May-21
56	KPC Medical College	256	RT-PCR	1-Jun-21
57	Krishna Medica Lab, Kolkata	2,399	RT-PCR	2-Jun-21
58	Institute of Neurosciences , Kolkata	223	RT-PCR	4-Jun-21
59	Life Cell International, Kolkata	1,072	RT-PCR	4-Jun-21
60	The Apollo Clinic - Pvt.Ltd.	377	RT-PCR	8-Jun-21
61	B M Birla Hospital	190	RT-LAMP	7-Jun-21
62	AMRI Salt Lake	22,097	CBNAAT	01-May-20

Note: Average tests per CBNAAT and TRUENAT machines are 32 per day and 16 per day respectively



# Department of Health & Family Welfare Govt. of West Bengal

## WEST BENGAL COVID-19 HEALTH BULLETIN – 22<sup>nd</sup> JUNE 2021

X

DETAILS OF TESTING LABS

S. No.	Name of Testing Lab	Samples Tested	Method of Testing	Functional WEF
63	CMRI	21,748	CBNAAT	13-May-20
64	Asansol DH	19,444	TRUENAT	19-May-20
65	Jhargram DH	2,675	TRUENAT	19-May-20
66	Falakata SSH	3,872	TRUENAT	20-May-20
67	Balurghat DH	3,627	TRUENAT	22-May-20
68	Serampore DH	1,213	TRUENAT	25-May-20
69	Uluberia SSH	1,948	TRUENAT	27-May-20
70	Jangipur SDH	1,685	TRUENAT	27-May-20
71	Egra SDH	822	TRUENAT	27-May-20
72	MR Bangur Hospital	416	TRUENAT	28-May-20
73	Chanchal SDH	559	TRUENAT	28-May-20
74	Biswa Bangla Krirangan COVID Hospital	1,32,713	TRUENAT	31-May-20
75	Woodlands	12,725	CBNAAT	11-Jun-20
76	Alipurduar DH	1,544	TRUENAT	16-Jun-20
77	Basirhat DH	511	TRUENAT	19-Jun-20
78	Anandaloke Sonoscan, Siliguri	15,068	TRUENAT	27-Jun-20
79	Gangarampur SDH	1,313	CBNAAT	16-Jul-20
80	Contai SDH	1,902	TRUENAT	20-Jul-20
81	ILS hospital	3,149	TRUENAT	25-Jul-20
82	Uttar Latabari DH	193	TRUENAT	04-Aug-20
83	Nandigram SSH/DH	826	TRUENAT	04-Aug-20
84	Panskura Hospital	436	TRUENAT	06-Aug-20
85	Chittaranjan Seva Sadan Hospital	1,737	TRUENAT	10-Aug-20
86	Dr. PK Saha Hospital, Coochbihar	6,286	TRUENAT	11-Aug-20
87	Salt Lake SDH	847	TRUENAT	13-Aug-20
88	Charnock Hospital	8,251	TRUENAT	14-Aug-20
89	Gabberia SGH	482	TRUENAT	15-Aug-20
90	Spandan Disgnostic Center	13,465	TRUENAT	16-Aug-20
91	Kakdwip SSH	277	TRUENAT	17-Aug-20
92	Mal SSH	198	TRUENAT	18-Aug-20
93	Howrah DH	185	TRUENAT	21-Aug-20
94	Sagardighi SSH	579	TRUENAT	02-Sep-20
95	Domkal SSH	164	TRUENAT	06-Sep-20
96	Udaynarayanpur SGH Howrah	53	TRUENAT	07-Sep-20
97	GD Hospital & Diabetes Institute, Howrah	2,453	CBNAAT	08-Sep-20
98	Nightingale Diagnostic & Medicare Centre	9,374	TRUENAT	12-Sep-20
99	Bhagirathi Neotia Woman * Child Care Centre	1,003	CBNAAT	16-Sep-20
100	Krishnanagar DTC	172	TRUENAT	29-Sep-20
101	Mission Hospital, Durgapur	17,270	TRUENAT	29-Sep-20
102	Medinova, Kolkata	4,949	TRUENAT	01-Oct-20
103	MSS Bansal Medical, Kolkata	13,846	TRUENAT	02-Oct-20
104	TLJ, SGH, Howrah	337	TRUENAT	02-Oct-20
105	Narayan Memorial Hospital, Kolkata	855	TRUENAT	02-Oct-20
106	Kalimpong DH	416	TRUENAT	06-Oct-20
107	Mirik BPHC, Darjeeling	136	TRUENAT	09-Oct-20
108	Barjore SSH, Bankura	393	TRUENAT	11-Oct-20
109	Darjeeling DH	377	TRUENAT	11-Oct-20
110	Metropolis Kolkata	74,310	TRUENAT	14-Oct-20
111	Laboratory Services, Healthworld Hospitals, Durgapur	6,225	TRUENAT	04-Dec-20
112	Neotia Getwel Healthcare Centre, Siliguri	1,731	CBNAAT	09-Jan-21
113	Arogya Niketan Nursing Home	2,716	TRUENAT	16-Jan-21
114	Ruby General Hospital	2,259	CBNAAT	20-Jan-21
115	Cliniperfect Polyclinic and Diagnostics	1,231	TRUENAT	23-Feb-21
116	10 Air Force Hospital, Hasimara	903	TRUENAT	23-Apr-21
117	4 Air Force Hospital, Midnapore	1,190	TRUENAT	23-Apr-21
118	164 Military Hospital, Binnaguri	1,383	TRUENAT	23-Apr-21
119	Central Hospital, SE Railway, Kolkata	814	CBNAAT	23-Apr-21
120	Zenith super speciality hospital	1,802	TRUENAT	23-Apr-21
121	Alipurduar Railway Hospital	2,364	TRUENAT	23-Apr-21
122	Antigen Test done within the State	58,54,549	-	-
123	Samples Tested in Labs Outside the State	4,48,714	RT-PCR	-
<b>TOTAL</b>		<b>1,37,83,866</b>		

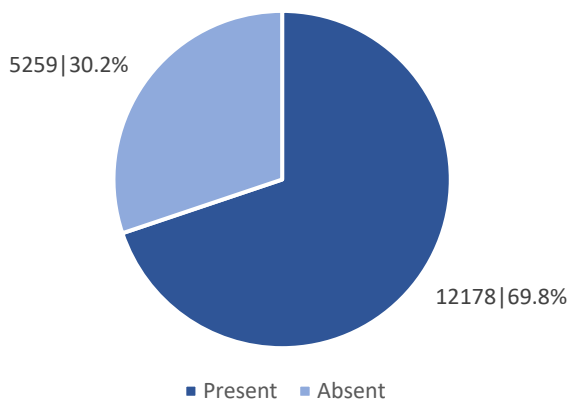
Note: Average tests per CBNAAT and TRUENAT machines are 32 per day and 16 per day respectively



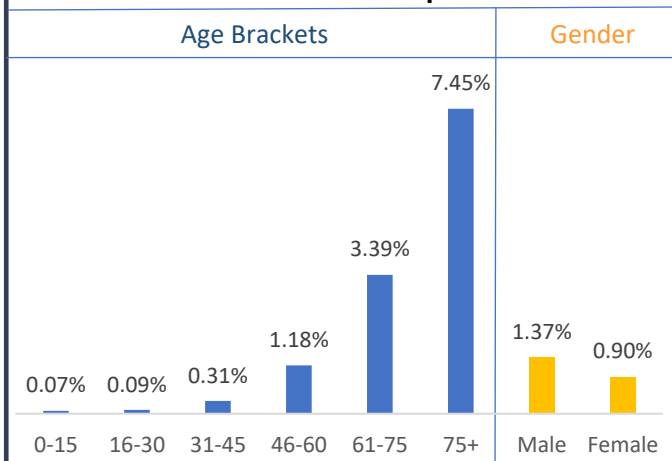
WEST BENGAL COVID-19 HEALTH BULLETIN – 22<sup>nd</sup> JUNE 2021

XI

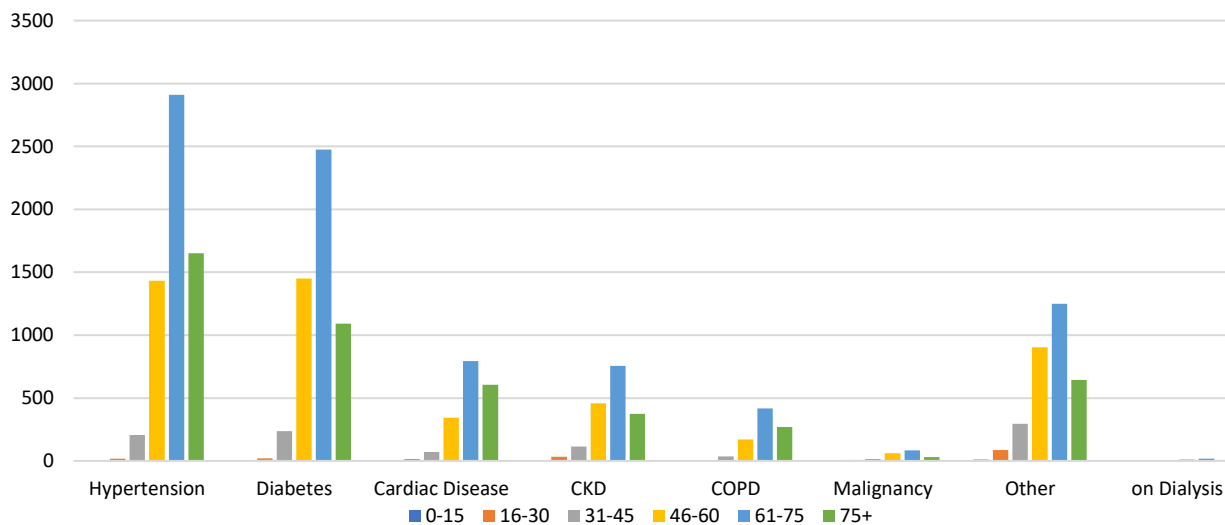
**Comorbidity Status in Deceased Cases (n=17,437)**



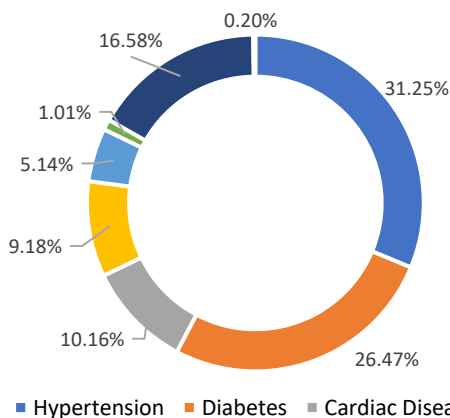
**Fatality Rate in Respective Age Brackets & Gender Group**



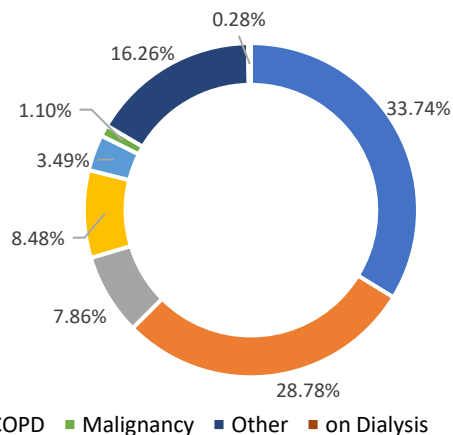
**Age Group Wise Comorbidities Among Deceased**



**Share of Comorbidities in Male**



**Share of Comorbidities in Female**



FATALITY ANALYSIS



# Department of Health & Family Welfare Govt. of West Bengal

## WEST BENGAL COVID-19 HEALTH BULLETIN – 22<sup>nd</sup> JUNE 2021

### XII

#### EQUIPMENT SUPPLY

S. No	Equipment	Ordered by State Govt.	Received Yesterday	Total Received by State Govt.	Order Pending
1	PPEs	42.10 L	2,000	30.45 L	11.65 L
2	N95/FFP2 Masks	57.20 L	10,000	56.99 L	0.21 L
3	Regular Masks	123.84 L	20,000	120.30 L	3.54 L
4	Hand Sanitizers (In Ltrs.)	5.71 L	1,000	5.41 L	0.30 L
5	Gloves	125.00 L	20,000	111.00 L	14.00 L
6	Thermal Guns	20,000	NIL	20,000	NIL

### XIII

#### DEDICATED COVID-19 HELPLINE (24 X 7)

- Dedicated COVID-19 Helpline : **1800 313 444 222**
- Direct Telemedicine Line : **033 23576001**
- Ambulance Service : **033 40902929**
- COVID Telemedicine App "[Covid Telemedicine WB](#)" on Google Play Store
  - These services include allocation of beds in Govt. hospitals and Safe Homes
  - Telemedicine for citizens at large and those in home isolation
  - Ambulance service includes guidance and provision of Govt. ambulance
- Tele-Psychological counselling services have started since August 1<sup>st</sup>, 2020.

#### General Queries

1	A	Total Queries addressed in last 24 hours	4,065
	B	Total Queries addressed till 21 <sup>st</sup> June	19,15,323

#### Telemedicine

2	A	Total consultations given in last 24 hours	2,193
	B	Total consultations given till 21 <sup>st</sup> June	7,44,497

#### Ambulance Services

3	A	Ambulances assigned in last 24 hours	697
	B	Total calls received in last 24 hours	697

#### Tele-Psychological Counselling

4	A	Counselling given in last 24 hours	828
	B	Counselling given till 21 <sup>st</sup> June	3,74,766

#### State Government Interventions :

- Status of availability of beds for Covid positive patients in government and private hospitals along with information on other related services are available at <https://ICMS.wb.gov.in>
- Safe Homes : An initiative by the Government of West Bengal for care and treatment of asymptomatic/mild symptomatic COVID patients for whom home isolation is not possible /advisable
- As per State Government advisory Satellite Health Facilities are being developed by private hospitals in close vicinity of their hospitals as separate health facility for treatment of asymptomatic/mild symptomatic COVID patients. This intervention is expected to free beds in the hospitals for serious patients.

All the guidelines and orders relating to Covid-19 are posted on [www.wbhealth.gov.in](http://www.wbhealth.gov.in)

You can follow us on :

Facebook at: <https://www.facebook.com/wbdhfw/>

Twitter at: <https://twitter.com/wbdhfw>