



# Department of Health & Family Welfare Govt. of West Bengal

## WEST BENGAL COVID-19 HEALTH BULLETIN – 22<sup>nd</sup> SEP 2021

### I COVID 19 STATUS

S. No	Subject	Number
1	New COVID-19 Cases on 22 <sup>nd</sup> Sep	683
2	<b>Total COVID-19 Cases till 22<sup>nd</sup> Sep</b>	<b>15,63,393</b>
3	Total Discharged	15,36,978 (+687)
4	Total Deaths as on 22 <sup>nd</sup> Sep*	18,691 (+13)
5	<b>Active COVID-19 Cases as on 22<sup>nd</sup> Sep</b>	<b>7,724 (-17)</b>
6	Discharge Rate (3/2)	98.31%
7	Fatality Rate (4/2)	1.20%

*Note: All figures updated till 9AM, 22<sup>nd</sup> Sep*

*#Daily increase/decrease with respect to previous day is shown as (+/-)*

*\*Complete analysis can be referred from Section X, (Page no. 5)*

### II TESTING SNAPSHOT

S. No	Subject	Number
1	Samples Tested on 22 <sup>nd</sup> Sep	37,181
2	<b>Total Number of Samples Tested till 22<sup>nd</sup> Sep</b>	<b>1,78,34,323</b>
3	<b>Positivity Rate as on 22<sup>nd</sup> Sep</b>	<b>1.84%</b>
4	Tests per Million population	1,98,159
5	Total Testing Laboratories*	148
6	RT-PCR/Antigen Test Ratio	47:53

*\*Detailed breakup of these laboratories is given on Page 3 and Page 4*

### III TREATMENT INFRASTRUCTURE SNAPSHOT

S. No	Subject	Number
1	Total Number of Hospitals dedicated for treating COVID-19	203
2	Total Number of Govt. Hospitals dedicated for treating COVID-19	196
3	Total Number of Pvt. Hospitals requisitioned for treating COVID-19	7
4	Total Number of earmarked COVID-19 Beds	23,947
5	% Occupancy in COVID Beds	3.50%
6	Total ICU/HDU Beds in the COVID Hospitals	2,861
7	Total Number of Safe Homes	200
8	Total Number of Beds in Safe Homes	11,507

### IV ACTIVE CASES SNAPSHOT

S. No	Subject	Number
1	Total number of people currently in Home Isolation	6,364
2	Total Number of Patients in Hospitals	1,133
3	Total Number of Patients in Safe Homes	227

### V VACCINATION STATUS

S. No	Subject	Number
1	Total Number of people vaccinated on 22 <sup>nd</sup> Sep	11,43,909
2	First Dose on 22 <sup>nd</sup> Sep	8,79,597
3	Second Dose on 22 <sup>nd</sup> Sep	2,64,312
4	Cumulative Vaccination till 22 <sup>nd</sup> Sep	5,28,61,175
5	Cumulative Vaccination First Dose	3,76,14,741
6	Cumulative Vaccination Second Dose	1,52,46,434
7	Number of CVC (Common Vaccination Centres)	4,805
8	Cumulative AEFI cases reported	4,376
9	Vaccine wastage	-7%



# Department of Health & Family Welfare Govt. of West Bengal

## WEST BENGAL COVID-19 HEALTH BULLETIN – 22<sup>nd</sup> SEP 2021

### VI

### DISTRICT COVID-19 STATUS#

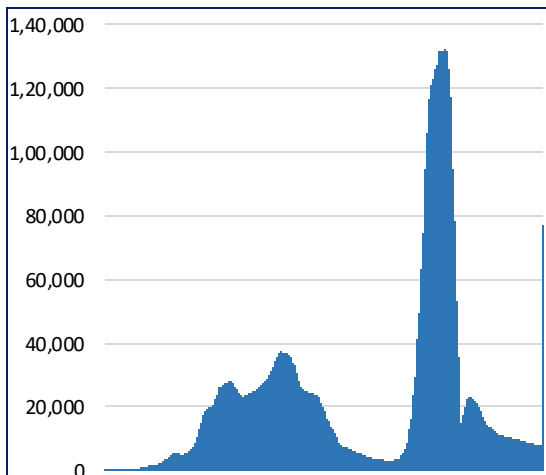
1	2	3	4	5	6 = 3-4-5	7
S. No	District	Total Cases	Total Discharged	Total Deaths	Total Active Cases	Last Reported Case
1	Alipurduar	15,386 <sup>+8</sup>	15,187 <sup>+9</sup>	101	98 <sup>-1</sup>	21-Sep-21
2	Coochbehar	28,777 <sup>+12</sup>	28,494 <sup>+17</sup>	96	187 <sup>-5</sup>	21-Sep-21
3	Darjeeling	55,978 <sup>+46</sup>	55,002 <sup>+39</sup>	527	449 <sup>+7</sup>	21-Sep-21
4	Kalimpong	6,864 <sup>+8</sup>	6,729 <sup>+7</sup>	53	82 <sup>+1</sup>	21-Sep-21
5	Jalpaiguri	41,311 <sup>+14</sup>	40,480 <sup>+25</sup>	563	268 <sup>-11</sup>	21-Sep-21
6	Uttar Dinajpur	19,685 <sup>+3</sup>	19,411 <sup>+4</sup>	235	39 <sup>-1</sup>	21-Sep-21
7	Dakshin Dinajpur	17,352 <sup>+4</sup>	17,069 <sup>+11</sup>	169	114 <sup>-7</sup>	21-Sep-21
8	Malda	33,071 <sup>+12</sup>	32,763 <sup>+11</sup>	186	122 <sup>+1</sup>	21-Sep-21
9	Murshidabad	33,804 <sup>+4</sup>	33,456 <sup>+3</sup>	325	23 <sup>+1</sup>	21-Sep-21
10	Nadia	71,523 <sup>+53</sup>	70,193 <sup>+46</sup>	796 <sup>+1</sup>	534 <sup>+6</sup>	21-Sep-21
11	Birbhum	40,709 <sup>+10</sup>	40,342 <sup>+7</sup>	285	82 <sup>+3</sup>	21-Sep-21
12	Purulia	19,338 <sup>+6</sup>	19,193 <sup>+3</sup>	113	32 <sup>+3</sup>	21-Sep-21
13	Bankura	35,625 <sup>+23</sup>	35,111 <sup>+22</sup>	266	248 <sup>+1</sup>	21-Sep-21
14	Jhargram	11,901 <sup>+2</sup>	11,764 <sup>+10</sup>	27	110 <sup>-8</sup>	21-Sep-21
15	Paschim Medinipur	52,527 <sup>+31</sup>	51,642 <sup>+34</sup>	502	383 <sup>-3</sup>	21-Sep-21
16	Purba Medinipur	62,361 <sup>+46</sup>	61,573 <sup>+34</sup>	386	402 <sup>+12</sup>	21-Sep-21
17	Purba Bardhaman	41,058 <sup>+19</sup>	40,624 <sup>+21</sup>	192	242 <sup>-2</sup>	21-Sep-21
18	Paschim Bardhaman	57,058 <sup>+33</sup>	56,509 <sup>+16</sup>	352	197 <sup>+17</sup>	21-Sep-21
19	Howrah	96,495 <sup>+44</sup>	94,515 <sup>+42</sup>	1,507 <sup>+3</sup>	473 <sup>-1</sup>	21-Sep-21
20	Hooghly	83,972 <sup>+48</sup>	82,491 <sup>+45</sup>	962 <sup>+1</sup>	519 <sup>+2</sup>	21-Sep-21
21	North 24 Parganas	3,24,355 <sup>+108</sup>	3,18,389 <sup>+113</sup>	4,696 <sup>+5</sup>	1,270 <sup>-10</sup>	21-Sep-21
22	South 24 Parganas	98,699 <sup>+37</sup>	96,856 <sup>+48</sup>	1,303	540 <sup>-11</sup>	21-Sep-21
23	Kolkata	3,15,478 <sup>+112</sup>	3,09,122 <sup>+120</sup>	5,046 <sup>+3</sup>	1,310 <sup>-11</sup>	21-Sep-21
24	Other State	66	63	3	0	6-Jun-20
<b>TOTAL</b>		<b>15,63,393<sup>+683</sup></b>	<b>15,36,978<sup>+687</sup></b>	<b>18,691<sup>+13</sup></b>	<b>7,724<sup>-17</sup></b>	

#District Wise data is subject to verification and may change

#Daily increase/decrease with respect to previous day is in superscript as +/- (Eg: +4)

### VII

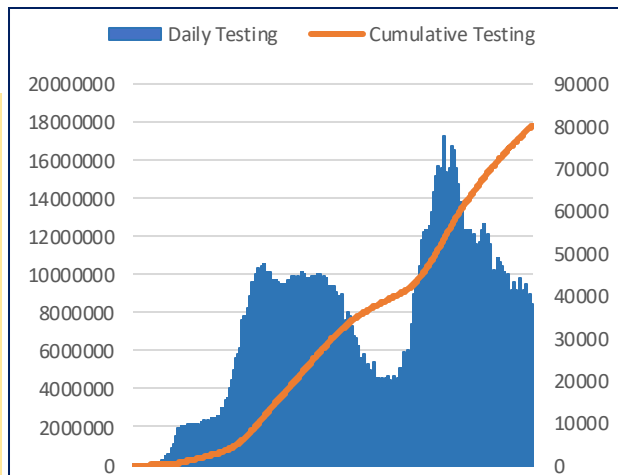
### DAILY CUMULATIVE ACTIVE COVID-19 CASES



17<sup>th</sup> March 2020 to 22<sup>nd</sup> Sep 2021

### VIII

### SAMPLES TESTED (Daily and Cumulative)



17<sup>th</sup> March 2020 to 22<sup>nd</sup> Sep 2021



# Department of Health & Family Welfare Govt. of West Bengal

## WEST BENGAL COVID-19 HEALTH BULLETIN – 22<sup>nd</sup> SEP 2021

IX

DETAILS OF TESTING LABS

S. No.	Name of Testing Lab	District	Authority	Samples Tested	Testing Method	Functional WEF
1	NICED	Kolkata	Central Govt	3,25,653	RT-PCR	Since Beginning
2	SSKM	Kolkata	State Govt	4,72,743	RT-PCR	17-Mar-20
3	Medinipur MCH	Paschim Midnapore	State Govt	2,42,855	RT-PCR	24-Mar-20
4	North Bengal MCH	Darjeeling	State Govt	5,63,073	RT-PCR	29-Mar-20
5	School of Tropical Medicine	Kolkata	State Govt	3,30,757	RT-PCR	01-Apr-20
6	Apollo Hospital	North 24 Pargana	PVT	95,048	RT-PCR	06-Apr-20
7	Tata Medical Centre	North 24 Pargana	PVT	31,365	RT-PCR	06-Apr-20
8	Malda MCH	Malda	State Govt	4,10,057	RT-PCR	08-Apr-20
9	Dr. Lal Pathlab	North 24 Pargana	PVT	4,81,714	RT-PCR	17-Apr-20
10	Command Hospital	Kolkata	Central Govt	54,277	RT-PCR	17-Apr-20
11	CNCI	Kolkata	Central Govt	40,315	RT-PCR	22-Apr-20
12	RG Kar MCH	Kolkata	State Govt	3,64,034	RT-PCR	24-Apr-20
13	SURAKSHA	North 24 Pargana	PVT	2,85,676	RT-PCR	24-Apr-20
14	Murshidabad MCH	Murshidabad	State Govt	3,27,362	RT-PCR	26-Apr-20
15	Peerless	Kolkata	PVT	1,04,391	RT-PCR	30-Apr-20
16	Burdwan MCH	Burdwan	State Govt	3,15,317	RT-PCR	06-May-20
17	MCH Kolkata	Kolkata	State Govt	1,62,736	RT-PCR	08-May-20
18	NRS MCH	Kolkata	State Govt	1,98,268	RT-PCR	12-May-20
19	Sanaka Hospitals	Paschim Burdwan	PVT	1,43,986	RT-PCR	12-May-20
20	Medica Hospital	Kolkata	PVT	1,78,487	RT-PCR	15-May-20
21	Bankura MCH	Bankura	State Govt	3,00,662	RT-PCR	22-May-20
22	Suri DH	Birbhum	State Govt	2,03,335	RT-PCR	22-May-20
23	Coochbehar GMCH	Cooch Bihar	State Govt	3,00,062	RT-PCR	06-Jun-20
24	COMJNM Kalyani	Nadia	State Govt	2,60,390	RT-PCR	10-Jun-20
25	Desun Hospital	Kolkata	PVT	13,405	RT-PCR	17-Jun-20
26	RN Tagore Hospital	Kolkata	PVT	74,202	RT-PCR	24-Jun-20
27	Raigunj MCH	Uttar Dinajpur	State Govt	1,48,515	RT-PCR	26-Jun-20
28	Jagannath Gupta Institute of Medical Sciences	South 24 Pargana	PVT	9,742	RT-PCR	06-Jul-20
29	ESI-PGIMSIR	Kolkata	PVT	24,373	RT-PCR	16-Jul-20
30	Remedy Lifecare, Kolkata	Kolkata	PVT	22,442	RT-PCR	21-Jul-20
31	AMRI Dhakuria	Kolkata	PVT	82,129	RT-PCR	19-May-20
32	Rampurhat MCH	Birbhum	State Govt	1,68,793	RT-PCR	19-May-20
33	CNMCH	Kolkata	State Govt	1,28,277	RT-PCR	20-May-20
34	DH GMCH	South 24 Pargana	State Govt	2,95,729	RT-PCR	20-May-20
35	COMSDH	North 24 Pargana	State Govt	1,00,197	RT-PCR	27-May-20
36	Purulia Govt. MCH	Purulia	State Govt	1,79,957	RT-PCR	03-Jun-20
37	SRL Lab	Kolkata	PVT	3,36,616	RT-PCR	18-Jun-20
38	Probe diagnostics	Kolkata	PVT	79,528	RT-PCR	14-Aug-20
39	Pulse Diagnostics	Kolkata	PVT	1,26,266	RT-PCR	12-Sep-20
40	RB Diagnostic Kolkata	Kolkata	PVT	1,55,753	RT-PCR	20-Sep-20
41	Purba Medinipur DH	Purba Midnapur	State Govt	1,03,859	RT-PCR	24-Sep-20
42	B.P. Poddar Hospital & Medical Research Ltd	Kolkata	PVT	5,387	RT-PCR	27-Oct-20
43	Swastik Clinic & Seva Sadan Pvt. Ltd., Birbhum	Birbhum	PVT	1,542	RT-PCR	27-Oct-20
44	Repromed Diagnostic Ltd	Kolkata	PVT	39,392	RT-PCR	24-Sep-20
45	Gouri Devi Institute of Medical Sciences	Purba Burdwan	PVT	7,729	RT-PCR	07-Nov-20
46	IQ City Medical College Durgapur	Paschim Burdwan	PVT	21,320	RT-PCR	04-Dec-20
47	Imambara DH, Hooghly	Hooghly	State Govt	1,10,969	RT-PCR	15-Dec-20
48	Saroj Gupta Cancer Center & Research Institute	Kolkata	PVT	7,713	RT-PCR	23-Dec-20
49	Lasco Medicare Pvt. Ltd. Howrah	Howrah	PVT	19,721	RT-PCR	05-Jan-21
50	Icare Institute of Medical Sciences and Research	Purba Midnapur	PVT	9,946	RT-PCR	25-Jan-21
51	Sanjiban Hospital, Howrah	Howrah	PVT	11,997	RT-PCR	23-Feb-21
52	GCC DNA Diagnostic Lab	South 24 Pargana	PVT	4,733	RT-PCR	22-Apr-21
53	Quadra Medical Services	Kolkata	PVT	2,395	RT-PCR	01-May-21
54	Hindlabs, Kolkata	North 24 Pargana	PVT	34,632	RT-PCR	15-May-21
55	Pathkind Lab, Kolkata	Kolkata	PVT	17,215	RT-PCR	25-May-21
56	KPC Medical College	Kolkata	PVT	1,960	RT-PCR	1-Jun-21
57	Krishna Medica Lab, Kolkata	Kolkata	PVT	17,264	RT-PCR	2-Jun-21
58	Institute of Neurosciences, Kolkata	Kolkata	PVT	1,649	RT-PCR	4-Jun-21
59	Life Cell International, Kolkata	North 24 Pargana	PVT	17,973	RT-PCR	4-Jun-21
60	The Apollo Clinic - Pvt.Ltd.	Kolkata	PVT	5,481	RT-PCR	8-Jun-21
61	Genu Path Labs	North 24 Pargana	PVT	1,809	RT-PCR	27-Jun-21
62	Dr. ABG's Pathoscan Center	Purba Burdwan	PVT	2,399	RT-PCR	30-Jun-21
63	Aloka Medicare Pvt Ltd	Kolkata	PVT	2,946	RT-PCR	8-July-21
64	Burnpur Hospital (SAIL-IISCO)	Paschim Burdwan	PVT	3,082	RT-PCR	8-July-21
65	Nirnayan Healthcare Pvt Ltd	North 24 Pargana	PVT	7,407	RT-PCR	18-July-21
66	Welkin Medicare Pvt Ltd	Kolkata	PVT	1,767	RT-PCR	30-July-21
67	Organ Diagnostic Centre	Kolkata	PVT	2,863	RT-PCR	31-July-21
68	Specialist Clinic & Diagnostic	North 24 Pargana	PVT	2,405	RT-PCR	03-Aug-21
69	Mediann Diagnostic Ltd	Howrah	PVT	3,067	RT-PCR	5-Aug-21
70	Molecular Lab of Paramount Hospital	Darjeeling	PVT	385	RT-PCR	12-Aug-21
71	Lakhotia Diagnostic Services	Howrah	PVT	951	RT-PCR	20-Aug-21
72	One Diagnostics	Kolkata	PVT	774	RT-PCR	20-Aug-21
73	District Hospital SSB	Jalpaiguri	PVT	7,407	RT-PCR	26-Aug-21
74	Diverse Genomics Pvt Ltd	Kolkata	PVT	82	RT-PCR	28-Aug-21
75	See Cure Lab	North 24 Pargana	PVT	750	RT-PCR	31-Aug-21

Note: Average tests per CBNAAT and TRUENAT machines are 32 per day and 16 per day respectively



# Department of Health & Family Welfare Govt. of West Bengal

## WEST BENGAL COVID-19 HEALTH BULLETIN – 22<sup>nd</sup> SEP 2021

IX

DETAILS OF TESTING LABS

S. No.	Name of Testing Lab	District	Authority	Samples Tested	Testing Method	Functional WEF
76	Unipath speciality laboratory	North 24 Pargana	PVT	1,081	RT-PCR	4-Sep-21
77	SG Clinic & Diagnostic Laboratory	North 24 Pargana	PVT	1	RT-PCR	22-Sep-21
78	B M Birla Hospital	Kolkata	PVT	1,491	RT-LAMP	7-Jun-21
79	Agrasen Healthcare Centre	Jalpaiguri	PVT	3,391	RT-LAMP	22-July-21
80	Reliable Multispeciality Clinic	North 24 Pargana	PVT	285	RT-LAMP	31-Aug-21
81	Shri VishudhanandSaraswati Marwari Hospital	Kolkata	PVT	118	TRUENAT	31-Aug-21
82	AMRI Mukundapur	South 24 Pargana	PVT	179	TRUENAT	10-Sep-21
83	AMRI Salt Lake	North 24 Pargana	PVT	26,753	CBNAAT	01-May-20
84	CMRI	Kolkata	PVT	26,708	CBNAAT	13-May-20
85	Asansol DH	Paschim Burdwan	State Govt	49,156	TRUENAT	19-May-20
86	Jhargram DH	Jhargram	State Govt	2,754	TRUENAT	19-May-20
87	Falakata SSH	Alipurduar	State Govt	3,872	TRUENAT	20-May-20
88	Balurghat DH	Dakshin Dinajpur	State Govt	3,627	TRUENAT	22-May-20
89	Serampore DH	Hooghly	State Govt	1,214	TRUENAT	25-May-20
90	Uluberia SSH	Howrah	State Govt	1,989	TRUENAT	27-May-20
91	Jangipur SDH	Murshidabad	State Govt	1,685	TRUENAT	27-May-20
92	Egra SDH	Purba Midnapur	State Govt	823	TRUENAT	27-May-20
93	MR Bangur Hospital	South 24 Pargana	State Govt	419	TRUENAT	28-May-20
94	Chanchal SDH	Malda	State Govt	559	TRUENAT	28-May-20
95	Biswa Bangla Krirangan COVID Hospital	Jalpaiguri	State Govt	1,86,552	TRUENAT	31-May-20
96	Parkview Super Speciality Hospital	North 24 Pargana	PVT	185	TRUENAT	26-Aug-21
97	Woodlands	Kolkata	PVT	16,196	CBNAAT	11-Jun-20
98	Alipurduar DH	Alipurduar	State Govt	4,936	TRUENAT	16-Jun-20
99	Basirhat DH	North 24 Pargana	State Govt	512	TRUENAT	19-Jun-20
100	Anandaloke Sonoscan, Siliguri	Darjeeling	PVT	22,646	TRUENAT	27-Jun-20
101	Gangarampur SDH	Dakshin Dinajpur	State Govt	1,832	CBNAAT	16-Jul-20
102	Contai SDH	Purba Midnapur	State Govt	1,902	TRUENAT	20-Jul-20
103	ILS hospital	Kolkata	PVT	4,603	TRUENAT	25-Jul-20
104	Uttar Latabari DH	Alipurduar	State Govt	403	TRUENAT	04-Aug-20
105	Nandigram SSH/DH	Purba Midnapur	State Govt	826	TRUENAT	04-Aug-20
106	Panskura Hospital	Purba Midnapur	State Govt	436	TRUENAT	06-Aug-20
107	Chittaranjan Seva Sadan Hospital	Kolkata	State Govt	1,774	TRUENAT	10-Aug-20
108	Dr. PK Saha Hospital, Coochbihar	Cooch Bihar	PVT	8,315	TRUENAT	11-Aug-20
109	Salt Lake SDH	North 24 Pargana	State Govt	853	TRUENAT	13-Aug-20
110	Charnock Hospital	Kolkata	PVT	11,004	TRUENAT	14-Aug-20
111	Gabberia SGH	Howrah	State Govt	844	TRUENAT	15-Aug-20
112	Spandan Disgnostic Center	Paschim Midnapore	PVT	12,508	TRUENAT	16-Aug-20
113	Kakdwip SSH	South 24 Pargana	State Govt	277	TRUENAT	17-Aug-20
114	Mal SSH	Jalpaiguri	State Govt	199	TRUENAT	18-Aug-20
115	Howrah DH	Howrah	State Govt	185	TRUENAT	21-Aug-20
116	Spandan Hospital, Kolkata	North 24 Pargana	PVT	5,171	TRUENAT	01-Sep-20
117	Sagarighi SSH	Murshidabad	State Govt	626	TRUENAT	02-Sep-20
118	Domkal SSH	Murshidabad	State Govt	164	TRUENAT	06-Sep-20
119	Udaynarayanpur SGH Howrah	Howrah	State Govt	53	TRUENAT	07-Sep-20
120	GD Hospital & Diabetes Institute, Howrah	Kolkata	PVT	3,137	CBNAAT	08-Sep-20
121	Nightingale Diagnostic & Medicare Centre	Kolkata	PVT	15,590	TRUENAT	12-Sep-20
122	Bhagirathi Neotia Woman * Child Care Centre	North 24 Pargana	PVT	1,409	CBNAAT	16-Sep-20
123	Krishnanagar DTC	Nadia	State Govt	172	TRUENAT	29-Sep-20
124	Mission Hospital, Durgapur	Paschim Burdwan	PVT	24,395	TRUENAT	29-Sep-20
125	Medinova, Kolkata	Kolkata	PVT	6,382	TRUENAT	01-Oct-20
126	MSS Bansal Medical, Kolkata	Kolkata	PVT	17,236	TRUENAT	02-Oct-20
127	TLJ, SGH, Howrah	Howrah	PVT	407	TRUENAT	02-Oct-20
128	Narayan Memorial Hospital, Kolkata	Kolkata	PVT	1,156	TRUENAT	02-Oct-20
129	Kalimpong DH	Kalimpong	State Govt	507	TRUENAT	06-Oct-20
130	Mirik BPHC, Darjeeling	Darjeeling	State Govt	136	TRUENAT	09-Oct-20
131	Barjore SSH, Bankura	Bankura	State Govt	413	TRUENAT	11-Oct-20
132	Darjeeling DH	Darjeeling	State Govt	553	TRUENAT	11-Oct-20
133	Metropolis Kolkata	Kolkata	PVT	1,04,033	TRUENAT	14-Oct-20
134	Laboratory Services, Healthworld Hospitals, Durgapur	Paschim Burdwan	PVT	9,683	TRUENAT	04-Dec-20
135	Neotia Getwel Healthcare Centre, Siliguri	Darjeeling	PVT	3,834	CBNAAT	09-Jan-21
136	Arogya Niketan Nursing Home	Darjeeling	PVT	5,403	TRUENAT	16-Jan-21
137	Ruby General Hospital	Kolkata	PVT	4,161	CBNAAT	20-Jan-21
138	Cliniperfect Polyclinic and Diagnostics	North 24 Pargana	PVT	1,841	TRUENAT	23-Feb-21
139	10 Air Force Hospital, Hasimara	Alipurduar	Central Govt	1,042	TRUENAT	23-Apr-21
140	4 Air Force Hospital, Midnapore	Paschim Midnapore	Central Govt	1,770	TRUENAT	23-Apr-21
141	164 Military Hospital, Binnaguri	Jalpaiguri	Central Govt	2,274	TRUENAT	23-Apr-21
142	Central Hospital, SE Railway, Kolkata	Kolkata	Central Govt	1,483	CBNAAT	23-Apr-21
143	Zenith super speciality hospital	Kolkata	PVT	4,865	TRUENAT	23-Apr-21
144	Alipurduar Railway Hospital	Alipurduar	Central Govt	3,920	TRUENAT	23-Apr-21
145	Sonoscan Healthcare Pvt Ltd	Malda	PVT	438	TRUENAT	27-July-21
146	Medica North Bengal Clinic	Darjeeling	PVT	1	TRUENAT	22-Sep-21
147	Antigen Test done within the State		State Govt	79,57,524	-	-
148	Samples Tested in Labs Outside the State		PVT	6,31,993	RT-PCR	-
				<b>1,78,34,323</b>	-	-

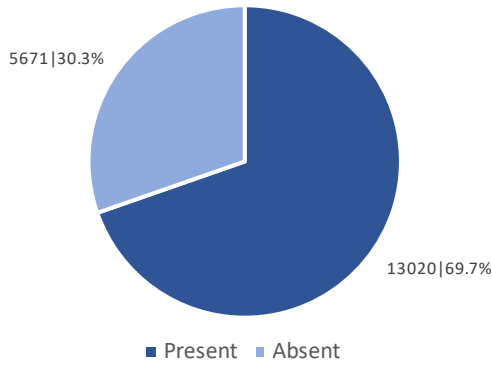
Note: Average tests per CBNAAT and TRUENAT machines are 32 per day and 16 per day respectively



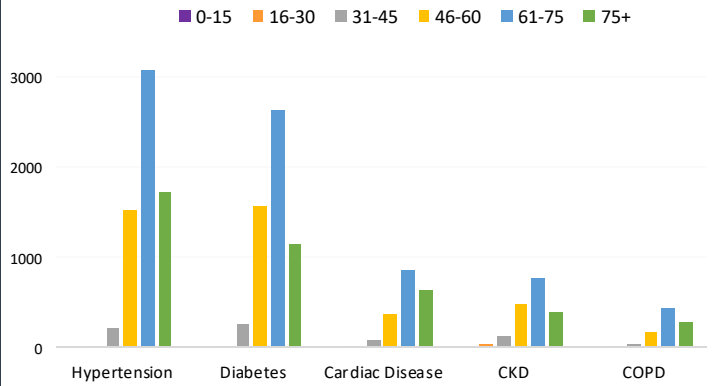
WEST BENGAL COVID-19 HEALTH BULLETIN – 22<sup>nd</sup> SEP 2021

X

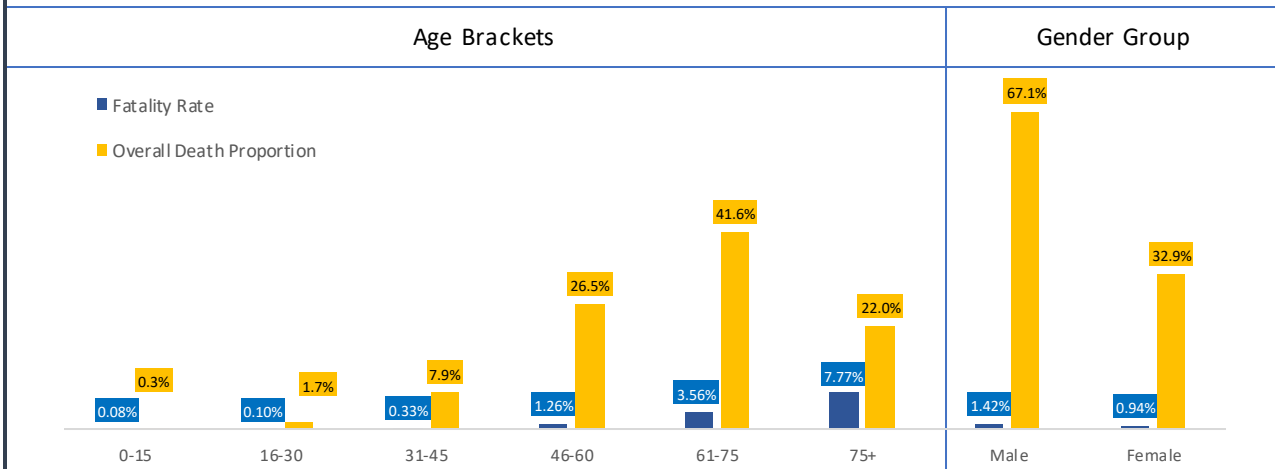
**Comorbidity Status in Deceased Cases (n=18,691)**



**Age Group Wise Comorbidities Among Deceased**



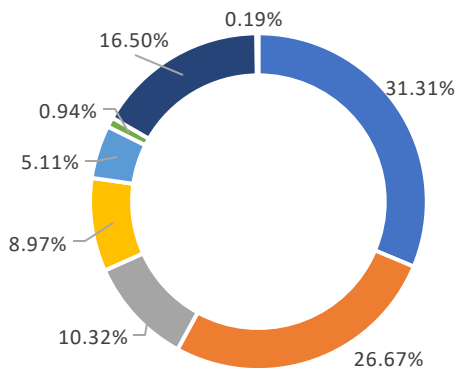
**Fatality Rate & Death Proportion in Respective Age Brackets & Gender Groups**



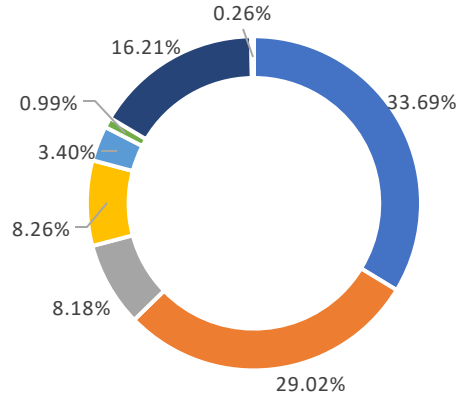
\*The blue data label shows the fatality rate in respective age/gender group i.e. no. of deaths as a proportion of total infections in respective age/gender group

\*\*The orange data label shows the proportion of total deaths in respective age/gender group

**Share of Comorbidities in Male**



**Share of Comorbidities in Female**



FATALITY ANALYSIS



# Department of Health & Family Welfare Govt. of West Bengal

## WEST BENGAL COVID-19 HEALTH BULLETIN – 22<sup>nd</sup> SEP 2021

XI

EQUIPMENT AND CONSUMABLE SUPPLY

S. No	Consumable	Ordered by State Govt.	Received Yesterday	Total Received by State Govt.	Order Pending
1	PPEs	42.10 L	2,000	32.29 L	9.81 L
2	N95/FFP2 Masks	68.20 L	10,000	65.89 L	2.31 L
3	Regular Masks	138.84 L	20,000	138.70 L	0.14 L
4	Hand Sanitizers (In Ltrs)	6.36 L	1,000	6.33 L	0.03 L
5	Gloves	127.00 L	20,000	121.40 L	5.60 L
6	Thermal Guns	20,000	NIL	20,000	NIL

S. No	Equipment	Number
1	Total Number of HFNO	470
2	Total Number of Oxygen Concentrators	5,644
3	Total Number of functional MGPS	120
4	Total Number of functional LMO Tanks	10
5	Total Number of functional PSA plants	19
6	Total Number of Ventilators in COVID Hospitals	1,298

XII

DEDICATED COVID-19 HELPLINE (24 X 7)

1. Dedicated COVID-19 Helpline : **1800 313 444 222**
2. Direct Telemedicine Line : **033 23576001**
3. Ambulance Service : **033 40902929**
4. COVID Telemedicine App "[Covid Telemedicine WB](#)" on Google Play Store
  - These services include allocation of beds in Govt. hospitals and Safe Homes
  - Telemedicine for citizens at large and those in home isolation
  - Ambulance service includes guidance and provision of Govt. ambulance
5. Tele-Psychological counselling services have started since August 1<sup>st</sup>, 2020.

General Queries			
1	A	Total Queries addressed in last 24 hours	2,410
	B	Total Queries addressed till 21 <sup>st</sup> Sep	21,92,493
Telemedicine			
2	A	Total consultations given in last 24 hours	1,227
	B	Total consultations given till 21 <sup>st</sup> Sep	8,93,420
Ambulance Services			
3	A	Ambulances assigned in last 24 hours	225
	B	Total calls received in last 24 hours	225
Tele-Psychological Counselling			
4	A	Counselling given in last 24 hours	541
	B	Counselling given till 21 <sup>st</sup> Sep	4,33,654

### State Government Interventions :

- Status of availability of beds for Covid positive patients in government and private hospitals along with information on other related services are available at <https://CMS.wb.gov.in>
- Safe Homes : An initiative by the Government of West Bengal for care and treatment of asymptomatic/mild symptomatic COVID patients for whom home isolation is not possible /advisable
- As per State Government advisory Satellite Health Facilities are being developed by private hospitals in close vicinity of their hospitals as separate health facility for treatment of asymptomatic/mild symptomatic COVID patients. This intervention is expected to free beds in the hospitals for serious patients.

All the guidelines and orders relating to Covid-19 are posted on [www.wbhealth.gov.in](http://www.wbhealth.gov.in)

You can follow us on :

Facebook at: <https://www.facebook.com/wbdhfw/>

Twitter at: <https://twitter.com/wbdhfw>