



# Department of Health & Family Welfare Govt. of West Bengal

## WEST BENGAL COVID-19 HEALTH BULLETIN – 22<sup>nd</sup> OCT 2021

### I COVID 19 STATUS

S. No	Subject	Number
1	New COVID-19 Cases on 22 <sup>nd</sup> Oct	846
2	<b>Total COVID-19 Cases till 22<sup>nd</sup> Oct</b>	<b>15,84,492</b>
3	Total Discharged	15,57,882 (+792)
4	Total Deaths as on 22 <sup>nd</sup> Oct*	19,033 (+12)
5	<b>Active COVID-19 Cases as on 22<sup>nd</sup> Oct</b>	<b>7,577 (+42)</b>
6	Discharge Rate (3/2)	98.32%
7	Fatality Rate (4/2)	1.20%

Note: All figures updated till 9AM, 22<sup>nd</sup> Oct

#Daily increase/decrease with respect to previous day is shown as (+/-)

\*Complete analysis can be referred from Section X, (Page no. 5)

### II TESTING SNAPSHOT

S. No	Subject	Number
1	Samples Tested on 22 <sup>nd</sup> Oct	40,303
2	<b>Total Number of Samples Tested till 22<sup>nd</sup> Oct</b>	<b>1,88,42,408</b>
3	<b>Positivity Rate as on 22<sup>nd</sup> Oct</b>	<b>2.10%</b>
4	Tests per Million population	2,09,360
5	Total Testing Laboratories*	150
6	RT-PCR/Antigen Test Ratio	49: 51

\*Detailed breakup of these laboratories is given on Page 3 and Page 4

### III TREATMENT INFRASTRUCTURE SNAPSHOT

S. No	Subject	Number
1	Total Number of Hospitals dedicated for treating COVID-19	203
2	Total Number of Govt. Hospitals dedicated for treating COVID-19	196
3	Total Number of Pvt. Hospitals requisitioned for treating COVID-19	7
4	Total Number of earmarked COVID-19 Beds	23,947
5	% Occupancy in COVID Beds	2.68%
6	Total ICU/HDU Beds in the COVID Hospitals	2,861
7	Total Number of Safe Homes	200
8	Total Number of Beds in Safe Homes	11,507

### IV ACTIVE CASES SNAPSHOT

S. No	Subject	Number
1	Total number of people currently in Home Isolation	6,350
2	Total Number of Patients in Hospitals	1,019
3	Total Number of Patients in Safe Homes	208

### V VACCINATION STATUS

S. No	Subject	Number
1	Total Number of people vaccinated on 22 <sup>nd</sup> Oct	12,29,565
2	First Dose on 22 <sup>nd</sup> Oct	8,37,379
3	Second Dose on 22 <sup>nd</sup> Oct	3,92,186
4	Cumulative Vaccination till 22 <sup>nd</sup> Oct	7,00,29,709
5	Cumulative Vaccination First Dose	5,08,44,688
6	Cumulative Vaccination Second Dose	1,91,85,021
7	Number of CVC (Common Vaccination Centres)	3,912
8	Cumulative AEFI cases reported	4,809
9	Vaccine wastage	-7%



# Department of Health & Family Welfare Govt. of West Bengal

## WEST BENGAL COVID-19 HEALTH BULLETIN – 22<sup>nd</sup> OCT 2021

VI

DISTRICT COVID-19 STATUS#

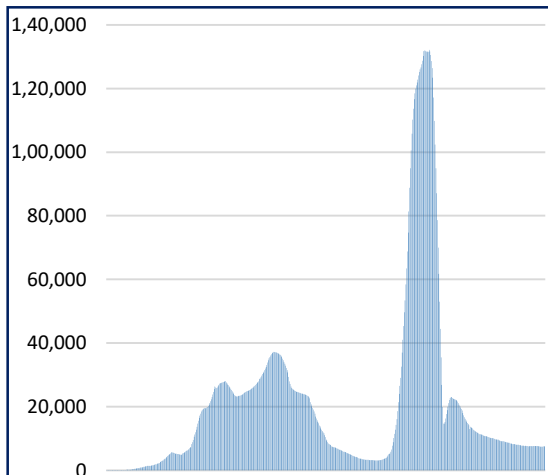
1	2	3	4	5	6 = 3-4-5	7
S. No	District	Total Cases	Total Discharged	Total Deaths	Total Active Cases	Last Reported Case
1	Alipurduar	15,549 <sup>+3</sup>	15,396 <sup>+6</sup>	102	51 <sup>-3</sup>	21-Oct-21
2	Coochbehar	29,174 <sup>+11</sup>	28,938 <sup>+15</sup>	97	139 <sup>-4</sup>	21-Oct-21
3	Darjeeling	56,891 <sup>+28</sup>	56,048 <sup>+33</sup>	537	306 <sup>-5</sup>	21-Oct-21
4	Kalimpong	7,012 <sup>+2</sup>	6,912 <sup>+5</sup>	54	46 <sup>-3</sup>	21-Oct-21
5	Jalpaiguri	41,835 <sup>+12</sup>	41,099 <sup>+19</sup>	566	170 <sup>-7</sup>	21-Oct-21
6	Uttar Dinajpur	19,800 <sup>+24</sup>	19,499 <sup>+5</sup>	236	65 <sup>+19</sup>	21-Oct-21
7	Dakshin Dinajpur	17,741 <sup>+11</sup>	17,436 <sup>+14</sup>	169	136 <sup>-3</sup>	21-Oct-21
8	Malda	33,321 <sup>+7</sup>	33,053 <sup>+9</sup>	186	82 <sup>-2</sup>	21-Oct-21
9	Murshidabad	33,932 <sup>+5</sup>	33,554 <sup>+5</sup>	327	51	21-Oct-21
10	Nadia	72,921 <sup>+41</sup>	71,633 <sup>+48</sup>	848 <sup>+1</sup>	440 <sup>-8</sup>	21-Oct-21
11	Birbhum	40,990 <sup>+12</sup>	40,603 <sup>+11</sup>	286	101 <sup>+1</sup>	21-Oct-21
12	Purulia	19,394 <sup>+2</sup>	19,258 <sup>+2</sup>	113	23	21-Oct-21
13	Bankura	36,101 <sup>+12</sup>	35,672 <sup>+17</sup>	273	156 <sup>-5</sup>	21-Oct-21
14	Jhargram	12,098 <sup>+4</sup>	12,012 <sup>+6</sup>	27	59 <sup>-2</sup>	21-Oct-21
15	Paschim Medinipur	53,334 <sup>+24</sup>	52,565 <sup>+28</sup>	506	263 <sup>-4</sup>	21-Oct-21
16	Purba Medinipur	62,975 <sup>+15</sup>	62,389 <sup>+20</sup>	396	190 <sup>-5</sup>	21-Oct-21
17	Purba Bardhaman	41,797 <sup>+30</sup>	41,361 <sup>+25</sup>	196 <sup>+1</sup>	240 <sup>+4</sup>	21-Oct-21
18	Paschim Bardhaman	57,509 <sup>+12</sup>	57,001 <sup>+17</sup>	355	153 <sup>-5</sup>	21-Oct-21
19	Howrah	98,080 <sup>+70</sup>	95,966 <sup>+61</sup>	1,522	592 <sup>+9</sup>	21-Oct-21
20	Hooghly	85,655 <sup>+79</sup>	84,011 <sup>+68</sup>	985 <sup>+2</sup>	659 <sup>+9</sup>	21-Oct-21
21	North 24 Parganas	3,27,898 <sup>+116</sup>	3,21,869 <sup>+131</sup>	4,800 <sup>+4</sup>	1,229 <sup>-19</sup>	21-Oct-21
22	South 24 Parganas	1,00,262 <sup>+84</sup>	98,355 <sup>+58</sup>	1,328 <sup>+1</sup>	579 <sup>+25</sup>	21-Oct-21
23	Kolkata	3,20,157 <sup>+242</sup>	3,13,189 <sup>+189</sup>	5,121 <sup>+3</sup>	1,847 <sup>+50</sup>	21-Oct-21
24	Other State	66	63	3	0	6-Jun-20
	<b>TOTAL</b>	<b>15,84,492<sup>+846</sup></b>	<b>15,57,882<sup>+792</sup></b>	<b>19,033<sup>+12</sup></b>	<b>7,577<sup>+42</sup></b>	

#District Wise data is subject to verification and may change

#Daily increase/decrease with respect to previous day is in superscript as +/- (Eg: +4)

VII

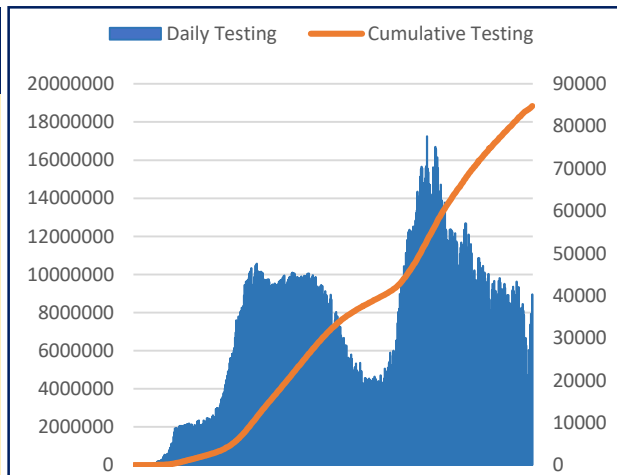
DAILY CUMULATIVE ACTIVE COVID-19 CASES



17th March 2020 to 22<sup>nd</sup> Oct 2021

VIII

SAMPLES TESTED (Daily and Cumulative)



17th March 2020 to 22<sup>nd</sup> Oct 2021



# Department of Health & Family Welfare Govt. of West Bengal

## WEST BENGAL COVID-19 HEALTH BULLETIN – 22<sup>nd</sup> OCT 2021

**IX**

**DETAILS OF TESTING LABS**

S. No.	Name of Testing Lab	District	Authority	Samples Tested	Testing Method	Functional WEF
1	NICED	Kolkata	Central Govt	3,31,515	RT-PCR	Since Beginning
2	SSKM	Kolkata	State Govt	4,97,598	RT-PCR	17-Mar-20
3	Medinipur MCH	Paschim Midnapore	State Govt	2,49,488	RT-PCR	24-Mar-20
4	North Bengal MCH	Darjeeling	State Govt	5,75,974	RT-PCR	29-Mar-20
5	School of Tropical Medicine	Kolkata	State Govt	3,41,744	RT-PCR	01-Apr-20
6	Apollo Hospital	North 24 Pargana	PVT	1,02,065	RT-PCR	06-Apr-20
7	Tata Medical Centre	North 24 Pargana	PVT	32,676	RT-PCR	06-Apr-20
8	Malda MCH	Malda	State Govt	4,30,461	RT-PCR	08-Apr-20
9	Dr. Lal Pathlab	North 24 Pargana	PVT	4,88,631	RT-PCR	17-Apr-20
10	Command Hospital	Kolkata	Central Govt	56,816	RT-PCR	17-Apr-20
11	CNCI	Kolkata	Central Govt	42,252	RT-PCR	22-Apr-20
12	RG Kar MCH	Kolkata	State Govt	3,72,435	RT-PCR	24-Apr-20
13	SURAKSHA	North 24 Pargana	PVT	2,96,303	RT-PCR	24-Apr-20
14	Murshidabad MCH	Murshidabad	State Govt	3,43,295	RT-PCR	26-Apr-20
15	Peerless	Kolkata	PVT	1,08,411	RT-PCR	30-Apr-20
16	Burdwan MCH	Burdwan	State Govt	3,29,559	RT-PCR	06-May-20
17	MCH Kolkata	Kolkata	State Govt	1,70,186	RT-PCR	08-May-20
18	NRS MCH	Kolkata	State Govt	2,03,354	RT-PCR	12-May-20
19	Sanaka Hospitals	Paschim Burdwan	PVT	1,44,851	RT-PCR	12-May-20
20	Medica Hospital	Kolkata	PVT	1,84,792	RT-PCR	15-May-20
21	Bankura MCH	Bankura	State Govt	3,15,332	RT-PCR	22-May-20
22	Suri DH	Birbhum	State Govt	2,14,565	RT-PCR	22-May-20
23	Coochbehar GMCH	Cooch Bihar	State Govt	3,11,562	RT-PCR	06-Jun-20
24	COMJNM Kalyani	Nadia	State Govt	2,68,482	RT-PCR	10-Jun-20
25	Desun Hospital	Kolkata	PVT	14,260	RT-PCR	17-Jun-20
26	RN Tagore Hospital	Kolkata	PVT	79,597	RT-PCR	24-Jun-20
27	Raigunj MCH	Uttar Dinajpur	State Govt	1,53,882	RT-PCR	26-Jun-20
28	Jagannath Gupta Institute of Medical Sciences	South 24 Pargana	PVT	10,019	RT-PCR	06-Jul-20
29	ESI-PGIMSR	Kolkata	PVT	25,819	RT-PCR	16-Jul-20
30	Remedy Lifecare, Kolkata	Kolkata	PVT	23,851	RT-PCR	21-Jul-20
31	AMRI Dhakuria	Kolkata	PVT	85,224	RT-PCR	19-May-20
32	Rampurhat MCH	Birbhum	State Govt	1,75,817	RT-PCR	19-May-20
33	CNMCH	Kolkata	State Govt	1,31,110	RT-PCR	20-May-20
34	DH GMCH	South 24 Pargana	State Govt	3,19,399	RT-PCR	20-May-20
35	COMSDH	North 24 Pargana	State Govt	1,03,473	RT-PCR	27-May-20
36	Purulia Govt. MCH	Purulia	State Govt	1,88,940	RT-PCR	03-Jun-20
37	SRL Lab	Kolkata	PVT	3,52,592	RT-PCR	18-Jun-20
38	Probe diagnostics	Kolkata	PVT	83,138	RT-PCR	14-Aug-20
39	Pulse Diagnostics	Kolkata	PVT	1,34,543	RT-PCR	12-Sep-20
40	RB Diagnostic Kolkata	Kolkata	PVT	1,64,988	RT-PCR	20-Sep-20
41	Purba Medinipur DH	Purba Midnapur	State Govt	1,10,711	RT-PCR	24-Sep-20
42	B.P. Poddar Hospital & Medical Research Ltd	Kolkata	PVT	5,906	RT-PCR	27-Oct-20
43	Swastik Clinic & Seva Sadan Pvt. Ltd., Birbhum	Birbhum	PVT	1,579	RT-PCR	27-Oct-20
44	Repromed Diagnostic Ltd	Kolkata	PVT	41,940	RT-PCR	24-Sep-20
45	Gouri Devi Institute of Medical Sciences	Purba Burdwan	PVT	8,124	RT-PCR	07-Nov-20
46	IQ City Medical College Durgapur	Paschim Burdwan	PVT	22,081	RT-PCR	04-Dec-20
47	Imambara DH, Hooghly	Hooghly	State Govt	1,31,511	RT-PCR	15-Dec-20
48	Saroj Gupta Cancer Center & Research Institute	Kolkata	PVT	8,356	RT-PCR	23-Dec-20
49	Lasco Medicare Pvt. Ltd. Howrah	Howrah	PVT	22,605	RT-PCR	05-Jan-21
50	Icare Institute of Medical Sciences and Research	Purba Midnapur	PVT	10,775	RT-PCR	25-Jan-21
51	Sanjiban Hospital, Howrah	Howrah	PVT	13,277	RT-PCR	23-Feb-21
52	GCC DNA Diagnostic Lab	South 24 Pargana	PVT	5,290	RT-PCR	22-Apr-21
53	Quadra Medical Services	Kolkata	PVT	2,626	RT-PCR	01-May-21
54	Hindlabs, Kolkata	North 24 Pargana	PVT	58,794	RT-PCR	15-May-21
55	Pathkind Lab, Kolkata	Kolkata	PVT	20,803	RT-PCR	25-May-21
56	KPC Medical College	Kolkata	PVT	2,435	RT-PCR	1-Jun-21
57	Krishna Medica Lab, Kolkata	Kolkata	PVT	20,733	RT-PCR	2-Jun-21
58	Institute of Neurosciences, Kolkata	Kolkata	PVT	2,053	RT-PCR	4-Jun-21
59	Life Cell International, Kolkata	North 24 Pargana	PVT	23,730	RT-PCR	4-Jun-21
60	The Apollo Clinic - Pvt.Ltd.	Kolkata	PVT	7,032	RT-PCR	8-Jun-21
61	Genu Path Labs	North 24 Pargana	PVT	2,461	RT-PCR	27-Jun-21
62	Dr. ABG's Pathoscan Center	Purba Burdwan	PVT	3,294	RT-PCR	30-Jun-21
63	Aloka Medicare Pvt Ltd	Kolkata	PVT	4,061	RT-PCR	8-July-21
64	Burnpur Hospital (SAIL-IISCO)	Paschim Burdwan	PVT	4,343	RT-PCR	8-July-21
65	Nirnayan Healthcare Pvt Ltd	North 24 Pargana	PVT	12,090	RT-PCR	18-July-21
66	Welkin Medicare Pvt Ltd	Kolkata	PVT	2,848	RT-PCR	30-July-21
67	Organ Diagnostic Centre	Kolkata	PVT	6,070	RT-PCR	31-July-21
68	Specialist Clinic & Diagnostic	North 24 Pargana	PVT	3,291	RT-PCR	03-Aug-21
69	Mediann Diagnostic Ltd	Howrah	PVT	5,231	RT-PCR	5-Aug-21
70	Molecular Lab of Paramount Hospital	Darjeeling	PVT	506	RT-PCR	12-Aug-21
71	Lakhotia Diagnostic Services	Howrah	PVT	2,177	RT-PCR	20-Aug-21
72	One Diagnostics	Kolkata	PVT	1,747	RT-PCR	20-Aug-21
73	District Hospital SSB	Jalpaiguri	PVT	12,336	RT-PCR	26-Aug-21
74	Diverse Genomics Pvt Ltd	Kolkata	PVT	648	RT-PCR	28-Aug-21
75	See Cure Lab	North 24 Pargana	PVT	2,125	RT-PCR	31-Aug-21
76	Unipath speciality laboratory	North 24 Pargana	PVT	3,989	RT-PCR	4-Sep-21

**Note:** Average tests per CBNAAT and TRUENAT machines are 32 per day and 16 per day respectively



# Department of Health & Family Welfare Govt. of West Bengal

## WEST BENGAL COVID-19 HEALTH BULLETIN – 22<sup>nd</sup> OCT 2021

IX

DETAILS OF TESTING LABS

S. No.	Name of Testing Lab	District	Authority	Samples Tested	Testing Method	Functional WEF
77	SG Clinic & Diagnostic Laboratory	North 24 Pargana	PVT	53	RT-PCR	22-Sep-21
78	Dolphin Medical Clinic	North 24 Pargana	PVT	83	RT-PCR	8-Oct-21
79	Subham Hospital & Diagnostic Center	Cooch Bihar	PVT	67	RT-PCR	19-Oct-21
80	B M Birla Hospital	Kolkata	PVT	1,864	RT-LAMP	7-Jun-21
81	Agrasen Healthcare Centre	Jalpaiguri	PVT	4,804	RT-LAMP	22-July-21
82	Reliable Multispeciality Clinic	North 24 Pargana	PVT	705	RT-LAMP	31-Aug-21
83	Western Diagnostic Centre Private Ltd	Kolkata	PVT	199	RT-LAMP	28-Sep-21
84	CSIR-Indian Institute of Chemical Biology	Kolkata	Central Govt	9	RT-LAMP	8-Oct-21
85	Shri VishudhanandSaraswati Marwari Hospital	Kolkata	PVT	289	TRUENAT	31-Aug-21
86	AMRI Mukundapur	South 24 Pargana	PVT	543	TRUENAT	10-Sep-21
87	AMRI Salt Lake	North 24 Pargana	PVT	28,121	CBNAAT	01-May-20
88	CMRI	Kolkata	PVT	28,460	CBNAAT	13-May-20
89	Asansol DH	Paschim Burdwan	State Govt	56,640	TRUENAT	19-May-20
90	Jhargram DH	Jhargram	State Govt	2,754	TRUENAT	19-May-20
91	Falakata SSH	Alipurduar	State Govt	3,872	TRUENAT	20-May-20
92	Balurghat DH	Dakshin Dinajpur	State Govt	3,627	TRUENAT	22-May-20
93	Serampore DH	Hooghly	State Govt	1,216	TRUENAT	25-May-20
94	Uluberia SSH	Howrah	State Govt	1,990	TRUENAT	27-May-20
95	Jangipur SDH	Murshidabad	State Govt	1,685	TRUENAT	27-May-20
96	Egra SDH	Purba Midnapur	State Govt	823	TRUENAT	27-May-20
97	MR Bangur Hospital	South 24 Pargana	State Govt	419	TRUENAT	28-May-20
98	Chanchal SDH	Malda	State Govt	559	TRUENAT	28-May-20
99	Biswa Bangla Krirangan COVID Hospital	Jalpaiguri	State Govt	1,93,487	TRUENAT	31-May-20
100	Parkview Super Speciality Hospital	North 24 Pargana	PVT	283	TRUENAT	26-Aug-21
101	Woodlands	Kolkata	PVT	17,335	CBNAAT	11-Jun-20
102	Alipurduar DH	Alipurduar	State Govt	11,130	TRUENAT	16-Jun-20
103	Basirhat DH	North 24 Pargana	State Govt	512	TRUENAT	19-Jun-20
104	Anandaloke Sonoscan, Siliguri	Darjeeling	PVT	24,686	TRUENAT	27-Jun-20
105	Gangarampur SDH	Dakshin Dinajpur	State Govt	1,832	CBNAAT	16-Jul-20
106	Contal SDH	Purba Midnapur	State Govt	1,902	TRUENAT	20-Jul-20
107	ILS hospital	Kolkata	PVT	4,830	TRUENAT	25-Jul-20
108	Uttar Latabari DH	Alipurduar	State Govt	463	TRUENAT	04-Aug-20
109	Nandigram SSH/DH	Purba Midnapur	State Govt	827	TRUENAT	04-Aug-20
110	Panskura Hospital	Purba Midnapur	State Govt	436	TRUENAT	06-Aug-20
111	Chittaranjan Seva Sadan Hospital	Kolkata	State Govt	1,778	TRUENAT	10-Aug-20
112	Dr. PK Saha Hospital, Coochbihar	Cooch Bihar	PVT	8,860	TRUENAT	11-Aug-20
113	Salt Lake SDH	North 24 Pargana	State Govt	853	TRUENAT	13-Aug-20
114	Charnock Hospital	Kolkata	PVT	11,850	TRUENAT	14-Aug-20
115	Gabberia SGH	Howrah	State Govt	926	TRUENAT	15-Aug-20
116	Spandan Disgnostic Center	Paschim Midnapore	PVT	13,274	TRUENAT	16-Aug-20
117	Kakdwip SSH	South 24 Pargana	State Govt	277	TRUENAT	17-Aug-20
118	Mal SSH	Jalpaiguri	State Govt	199	TRUENAT	18-Aug-20
119	Howrah DH	Howrah	State Govt	185	TRUENAT	21-Aug-20
120	Spandan Hospital, Kolkata	North 24 Pargana	PVT	5,552	TRUENAT	01-Sep-20
121	Sagardighi SSH	Murshidabad	State Govt	648	TRUENAT	02-Sep-20
122	Domkal SSH	Murshidabad	State Govt	164	TRUENAT	06-Sep-20
123	Udaynarayanpur SGH Howrah	Howrah	State Govt	53	TRUENAT	07-Sep-20
124	GD Hospital & Diabetes Institute, Howrah	Kolkata	PVT	3,345	CBNAAT	08-Sep-20
125	Nightingale Diagnostic & Medicare Centre	Kolkata	PVT	16,465	TRUENAT	12-Sep-20
126	Bhagirathi Neotia Woman * Child Care Centre	North 24 Pargana	PVT	1,587	CBNAAT	16-Sep-20
127	Krishnanagar DTC	Nadia	State Govt	172	TRUENAT	29-Sep-20
128	Mission Hospital, Durgapur	Paschim Burdwan	PVT	26,271	TRUENAT	29-Sep-20
129	Medinova, Kolkata	Kolkata	PVT	6,718	TRUENAT	01-Oct-20
130	MSS Bansal Medical, Kolkata	Kolkata	PVT	18,177	TRUENAT	02-Oct-20
131	TJ, SGH, Howrah	Howrah	PVT	413	TRUENAT	02-Oct-20
132	Narayan Memorial Hospital, Kolkata	Kolkata	PVT	1,178	TRUENAT	02-Oct-20
133	Kalimpong DH	Kalimpong	State Govt	520	TRUENAT	06-Oct-20
134	Mirik BPHC, Darjeeling	Darjeeling	State Govt	136	TRUENAT	09-Oct-20
135	Barjore SSH, Bankura	Bankura	State Govt	414	TRUENAT	11-Oct-20
136	Darjeeling DH	Darjeeling	State Govt	568	TRUENAT	11-Oct-20
137	Metropolis Kolkata	Kolkata	PVT	1,12,436	TRUENAT	14-Oct-20
138	Laboratory Services, Healthworld Hospitals, Durgapur	Paschim Burdwan	PVT	10,848	TRUENAT	04-Dec-20
139	Neotia Getwel Healthcare Centre, Siliguri	Darjeeling	PVT	4,398	CBNAAT	09-Jan-21
140	Arogya Niketan Nursing Home	Darjeeling	PVT	5,717	TRUENAT	16-Jan-21
141	Ruby General Hospital	Kolkata	PVT	4,904	CBNAAT	20-Jan-21
142	Cliniperfect Polyclinic and Diagnostics	North 24 Pargana	PVT	2,046	TRUENAT	23-Feb-21
143	10 Air Force Hospital, Hasimara	Alipurduar	Central Govt	1,060	TRUENAT	23-Apr-21
144	4 Air Force Hospital, Midnapore	Paschim Midnapore	Central Govt	1,839	TRUENAT	23-Apr-21
145	164 Military Hospital, Binnaguri	Jalpaiguri	Central Govt	2,339	TRUENAT	23-Apr-21
146	Central Hospital, SE Railway, Kolkata	Kolkata	Central Govt	1,680	CBNAAT	23-Apr-21
147	Zenith super speciality hospital	Kolkata	PVT	5,938	TRUENAT	23-Apr-21
148	Alipurduar Railway Hospital	Alipurduar	Central Govt	3,920	TRUENAT	23-Apr-21
149	Sonoscan Healthcare Pvt Ltd	Malda	PVT	703	TRUENAT	27-July-21
150	Medica North Bengal Clinic	Darjeeling	PVT	582	TRUENAT	22-Sep-21
151	Antigen Test done within the State		State Govt	84,38,008	-	-
152	Samples Tested in Labs Outside the State		PVT	6,82,325	RT-PCR	-
				<b>1,88,42,408</b>	-	-

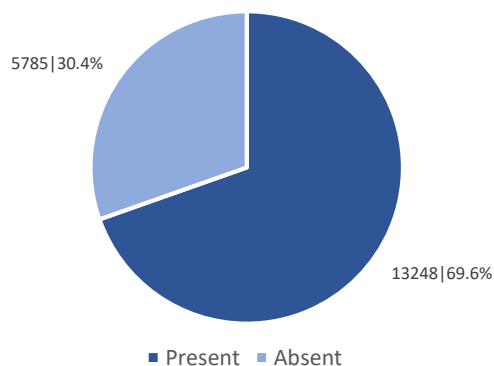
Note: Average tests per CBNAAT and TRUENAT machines are 32 per day and 16 per day respectively



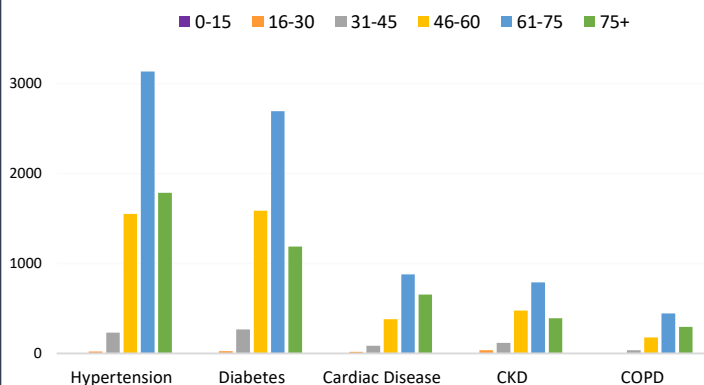
WEST BENGAL COVID-19 HEALTH BULLETIN – 22<sup>nd</sup> OCT 2021

X

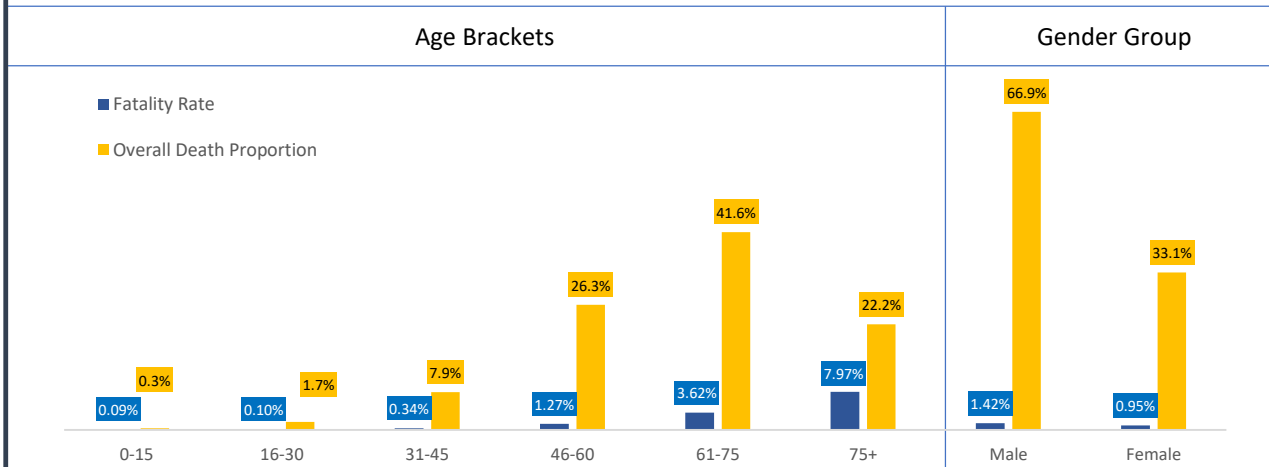
Comorbidity Status in Deceased Cases (n=19,033)



Age Group Wise Comorbidities Among Deceased

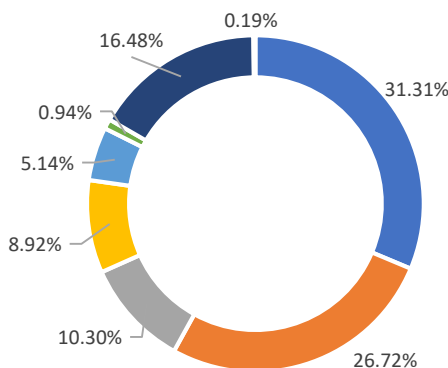


Fatality Rate & Death Proportion in Respective Age Brackets & Gender Groups

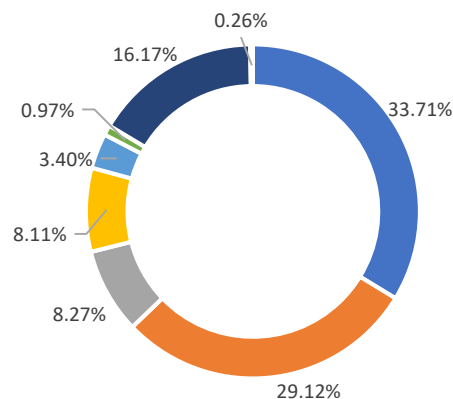


\*The blue data label shows the fatality rate in respective age/gender group i.e. no. of deaths as a proportion of total infections in respective age/gender group  
\*\*The orange data label shows the proportion of total deaths in respective age/gender group

Share of Comorbidities in Male



Share of Comorbidities in Female



FATALITY ANALYSIS



# Department of Health & Family Welfare Govt. of West Bengal

## WEST BENGAL COVID-19 HEALTH BULLETIN – 22<sup>nd</sup> OCT 2021

**XI**

**EQUIPMENT AND CONSUMABLE SUPPLY**

S. No	Consumable	Ordered by State Govt.	Received Yesterday	Total Received by State Govt.	Order Pending
1	PPEs	42.10 L	2,000	32.89 L	9.21 L
2	N95/FFP2 Masks	69.20 L	10,000	68.89 L	0.31 L
3	Regular Masks	148.84 L	20,000	144.70 L	4.14 L
4	Hand Sanitizers (In Ltrs)	6.66 L	1,000	6.63 L	0.03 L
5	Gloves	128.00 L	20,000	127.40 L	0.60 L
6	Thermal Guns	20,000	NIL	20,000	NIL

S. No	Equipment	Number
1	Total Number of HFNO	492
2	Total Number of Oxygen Concentrators	5,815
3	Total Number of functional MGPS	132
4	Total Number of functional LMO Tanks	13
5	Total Number of functional PSA plants	41
6	Total Number of Ventilators in COVID Hospitals	1,298

**XII**

**DEDICATED COVID-19 HELPLINE (24 X 7)**

1. Dedicated COVID-19 Helpline : **1800 313 444 222**
2. Direct Telemedicine Line : **033 23576001**
3. Ambulance Service : **033 40902929**
4. COVID Telemedicine App "[Covid Telemedicine WB](#)" on Google Play Store
  - These services include allocation of beds in Govt. hospitals and Safe Homes
  - Telemedicine for citizens at large and those in home isolation
  - Ambulance service includes guidance and provision of Govt. ambulance
5. Tele-Psychological counselling services have started since August 1<sup>st</sup>, 2020.

General Queries			
1	A	Total Queries addressed in last 24 hours	2,369
	B	Total Queries addressed till 21 <sup>st</sup> Oct	22,64,742
Telemedicine			
2	A	Total consultations given in last 24 hours	1,259
	B	Total consultations given till 21 <sup>st</sup> Oct	9,29,682
Ambulance Services			
3	A	Ambulances assigned in last 24 hours	241
	B	Total calls received in last 24 hours	241
Tele-Psychological Counselling			
4	A	Counselling given in last 24 hours	249
	B	Counselling given till 21 <sup>st</sup> Oct	4,46,781

### State Government Interventions :

- Status of availability of beds for Covid positive patients in government and private hospitals along with information on other related services are available at <https://CMS.wb.gov.in>
- Safe Homes : An initiative by the Government of West Bengal for care and treatment of asymptomatic/mild symptomatic COVID patients for whom home isolation is not possible /advisable
- As per State Government advisory Satellite Health Facilities are being developed by private hospitals in close vicinity of their hospitals as separate health facility for treatment of asymptomatic/mild symptomatic COVID patients. This intervention is expected to free beds in the hospitals for serious patients.

All the guidelines and orders relating to Covid-19 are posted on [www.wbhealth.gov.in](http://www.wbhealth.gov.in)

You can follow us on :

Facebook at: <https://www.facebook.com/wbdhfw/>

Twitter at: <https://twitter.com/wbdhfw>