



Department of Health & Family Welfare Govt. of West Bengal

WEST BENGAL COVID-19 HEALTH BULLETIN - 21st JULY 2020

Active COVID-19 Cases as on 21st July: 17,813

S. No	Subject	Number
1	Total COVID-19 Cases till 20 th July	44,769
2	New COVID-19 Cases on 21 st July	2,261
3	Total COVID-19 Cases till 21st July (1+2)	47,030
4	Total Discharged	28,035 (+1,617)
5	Total Deaths as on 21 st July*	1,182 (+35)
6	Active COVID-19 Cases as on 21st July	17,813 (+609)
7	Discharge Rate (4/3)	59.61%

Note: All figures updated till 9AM, 21st July

#Daily increase/decrease with respect to previous day is shown as (+/-)

*Complete analysis can be referred from **Section X**, (Page no. 5)

S. No	Subject	Number
1	Samples Tested till 20 th July	7,16,365
2	Samples Tested on 21 st July	13,064
3	Total Number of Samples Tested till 21st July (1+2)	7,29,429
4	Tests per Million population	8,105
5	% of Positive Cases out of Samples Tested	6.45%
6	Total Testing Laboratories*	54
7	Testing Laboratories added this week	2
8	Testing Laboratories pending approval	1

*Detailed breakup of these laboratories is given on **Page 4**

S. No	Subject	Number
1	Total Number of Hospitals dedicated for treating COVID-19	81
2	Total Number of Govt. Hospitals dedicated for treating COVID-19	27
3	Total Number of Pvt. Hospitals requisitioned for treating COVID-19	54
4	Total Number of earmarked COVID-19 Beds	11,239
5	% Occupancy in COVID Beds	37.82%
6	Total ICU Beds in the COVID Hospitals	948
7	Total Number of Ventilators in the COVID Hospitals	395

Institutional Quarantine		
1	Total Govt. Quarantine Centres	582
2	Total number of people in Govt. Quarantine Centres	3,687
3	Total number of people released from Govt. Quarantine Centres	1,03,645
Home Quarantine		
1	Total Home Quarantined People	3,82,434
2	Total number of people currently in Home Quarantine	32,304
3	Total number of people released from Home Quarantine Centres	3,50,130
Safe Homes		
1	Total Number of Safe Homes	106
2	Total Number of Beds in Safe Homes	6,908
3	Total Number of Patients in Safe Homes currently	778



Department of Health & Family Welfare Govt. of West Bengal

WEST BENGAL COVID-19 HEALTH BULLETIN - 21st JULY 2020

V

DISTRICT SNAPSHOT#

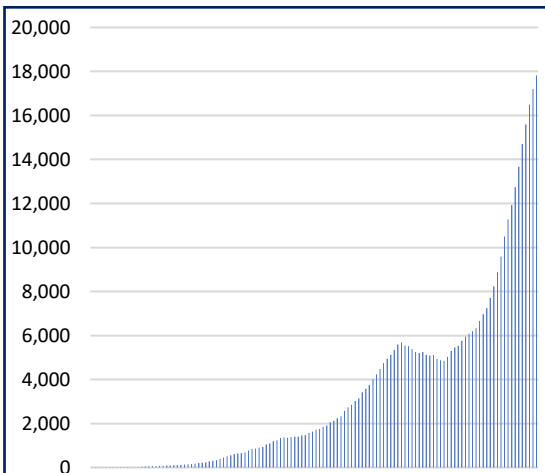
1	2	3	4	5	6 = 3-4-5	7
S. No	District	Total Cases	Total Discharged	Total Deaths	Total Active Cases	Last Reported Case
1	Alipurduar	224 ⁺⁵	204	1	19 ⁺⁵	20-July
2	Coochbehar	439 ⁺³³	359 ⁺⁴	0	80 ⁺²⁹	20-July
3	Darjeeling	1,432 ⁺⁸⁷	891 ⁺⁶⁶	14	527 ⁺²¹	20-July
4	Kalimpong	70 ⁺⁶	56	1	13 ⁺⁶	20-July
5	Jalpaiguri	898 ⁺⁹²	553 ⁺¹²	4	341 ⁺⁸⁰	20-July
6	Uttar Dinajpur	706 ⁺⁶⁷	429 ⁺¹²	1	276 ⁺⁵⁵	20-July
7	Dakshin Dinajpur	815 ⁺¹³	378 ⁺⁴⁸	4	433 ⁻³⁵	20-July
8	Malda	1,855 ⁺⁵⁹	1,182 ⁺⁵⁸	7	666 ⁺¹	20-July
9	Murshidabad	540 ⁺¹⁰	362 ⁺²⁰	5	173 ⁻¹⁰	20-July
10	Nadia	642 ⁺⁴²	421 ⁺¹³	9	212 ⁺²⁹	20-July
11	Birbhum	370 ⁺⁵	331 ⁺¹	3	36 ⁺⁴	20-July
12	Purulia	126 ⁺³	114 ⁺¹	0	12 ⁺²	20-July
13	Bankura	398 ⁺⁹	320 ⁺¹⁰	0	78 ⁻¹	20-July
14	Jhargram	28	28 ⁺³	0	0 ⁻³	15-July
15	Paschim Medinipur	805 ⁺¹⁹	480 ⁺²²	12	313 ⁻³	20-July
16	Purba Medinipur	979 ⁺⁷⁷	543 ⁺¹⁸	10	426 ⁺⁵⁹	20-July
17	Purba Bardhaman	477 ⁺⁴¹	256 ⁺⁴⁴	3	218 ⁻³	20-July
18	Paschim Bardhaman	464 ⁺⁸³	227 ⁺³²	7	230 ⁺⁵¹	20-July
19	Howrah	5,539 ⁺²²⁰	3,687 ⁺¹⁶²	154 ⁺²	1,698 ⁺⁵⁶	20-July
20	Hooghly	2,300 ⁺⁷⁶	1,448 ⁺⁵⁷	46 ⁺²	806 ⁺¹⁷	20-July
21	North 24 Parganas	9,606 ⁺⁴⁵⁶	5,212 ⁺⁴⁰⁶	234 ⁺¹³	4,160 ⁺³⁷	20-July
22	South 24 Parganas	3,611 ⁺²⁰⁷	2,083 ⁺¹⁰⁸	56 ⁺²	1,472 ⁺⁹⁷	20-July
23	Kolkata	14,640 ⁺⁶⁵¹	8,408 ⁺⁵²⁰	608 ⁺¹⁶	5,624 ⁺¹¹⁵	20-July
24	Other State	66	63	3	0	6-Jun
TOTAL		47,030^{+2,261}	28,035^{+1,617}	1,182⁺³⁵	17,813⁺⁶⁰⁹	

#District Wise data is subject to verification and may change

#Daily increase/decrease with respect to previous day is in superscript as +/- (Eg: +4)

VI

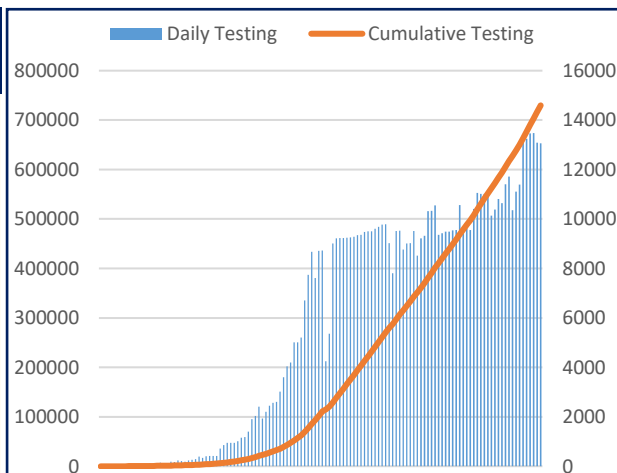
DAILY CUMULATIVE ACTIVE COVID-19 CASES



17th March to 21st July

VII

SAMPLES TESTED (Daily and Cumulative)



17th March to 21st July



Department of Health & Family Welfare Govt. of West Bengal

WEST BENGAL COVID-19 HEALTH BULLETIN - 21st JULY 2020

VIII

UNIT WISE EQUIPMENT SUPPLY (CUMULATIVE)

S. No.	Unit Name	PPE	N95/FFP2	Regular Masks		Gloves	Sanitizer (In ltr.)
				Reusable Mask	Disposable Mask		
1	Alipurduar	11,800	13,150	13,400	68,400	43,700	3,042.0
2	Bankura	19,250	17,700	20,800	70,050	41,200	4,448.0
3	Birbhum	20,450	12,700	22,400	42,550	4,200	3,971.0
4	Bishnupur HD	7,350	14,900	35,100	70,750	60,500	3,961.0
5	Coochbehar	21,100	12,850	21,700	23,100	4,700	2,104.0
6	Dakshin Dinajpur	10,900	10,550	21,500	64,100	43,700	3,571.0
7	Darjeeling	20,250	17,150	22,900	24,200	6,700	4,098.0
8	Diamond Harbour HD	22,250	11,600	23,500	58,550	33,500	2,534.0
9	Hooghly	22,870	14,750	30,000	52,200	46,600	5,041.0
10	Howrah	53,950	33,500	37,780	82,050	104,200	4,531.0
11	Jalpaiguri	18,800	16,600	37,400	58,000	8,700	3,463.0
12	Jhargram	7,550	6,300	19,890	36,550	21,200	2,693.0
13	Kalimpong	10,650	11,800	19,000	39,550	8,200	2,870.5
14	Malda	16,100	12,700	26,000	55,100	57,700	5,301.0
15	Murshidabad	14,833	19,980	33,700	67,100	15,700	8,180.0
16	Nadia	33,570	15,740	33,800	74,050	69,200	3,831.0
17	North 24 Parganas	31,800	23,540	30,440	73,500	35,700	5,433.5
18	Basirhat HD	21,820	19,730	28,280	82,050	91,500	2,497.0
19	Paschim Bardhaman	19,150	14,400	17,580	36,000	53,400	1,257.0
20	Paschim Medinipur	12,650	19,300	28,590	61,050	60,200	3,835.0
21	Purba Bardhaman	24,650	18,100	23,800	62,050	60,200	4,693.0
22	Purba Medinipur	23,050	13,500	26,220	15,050	10,600	1,731.0
23	Nandigram HD	9,750	13,700	24,140	73,050	46,200	5,329.0
24	Purulia	25,950	15,000	40,200	73,550	55,700	5,671.0
25	Rampurhat HD	14,650	10,900	21,800	31,550	28,500	2,887.0
26	South 24 Parganas	18,750	13,800	20,900	44,050	21,200	1,641.0
27	Uttar Dinajpur	26,750	19,350	37,600	59,550	32,700	3,603.0
28	Bankura S MC&H	9,000	18,150	10,200	81,000	86,500	1,060.0
29	Coochbehar MC&H	9,800	6,900	12,600	31,000	39,000	1,992.0
30	NB MC&H	19,350	30,100	18,000	97,200	89,000	3,690.0
31	Diamond Harbour MC&H	8,800	9,500	9,600	72,000	79,500	1,598.0
32	Malda MC&H	11,300	26,300	11,100	103,000	103,500	2,718.0
33	Murshidabad MC&H	18,630	22,450	12,600	49,500	67,500	1,490.0
34	Bardhaman MC&H	13,400	15,600	17,500	77,000	85,500	2,098.0
35	Medinipur MC&H	20,700	21,800	24,100	108,500	74,500	4,498.0
36	Purulia MC&H	8,800	11,200	51,600	65,000	53,500	1,798.0
37	Rampurhat MC&H	14,400	11,900	15,600	26,500	28,500	6,098.0
38	Raiganj MC&H	7,600	6,400	9,100	25,000	24,500	890.0
39	JNM MC&H	11,500	12,500	17,000	35,000	13,500	1,272.0
40	Sagar Dutta MC&H	18,620	16,330	17,600	64,050	81,500	3,078.0
41	ID & BG Hospital	33,050	30,800	16,600	69,100	44,500	2,671.0
42	RG Kar MCH	24,850	32,000	15,800	151,050	157,700	4,007.0
43	NRS MCH	29,250	25,500	24,300	58,050	37,500	3,140.0
44	IPGMER & SSKMH	57,400	46,590	44,100	230,550	228,500	6,167.0
45	Medical College, Kolkata	62,450	52,000	18,800	123,050	172,500	3,712.0
46	CNMCH	33,350	25,800	19,150	99,500	22,500	2,972.0
47	Other Govt Dept/Institutions	214,026	191,990	149,508	420,926	448,002	29,053.3
48	Stock in hand-In Transit	672,343	171,940	387,081	1,090,482	419,908	35,070.9
TOTAL		1,839,262	1,209,040	1,620,359	4,575,208	3,423,210	221,290.0

**In addition to State supply, local procurement is also done.*



Department of Health & Family Welfare Govt. of West Bengal

WEST BENGAL COVID-19 HEALTH BULLETIN - 21st JULY 2020

IX

DETAILS OF TESTING LABS

S. No.	Name of Testing Lab	Samples Tested	Method of Testing	Functional WEF
1	NICED	62,214	RT-PCR	Since Beginning
2	SSKM	64,347	RT-PCR	17-Mar
3	Medinipur MCH	54,466	RT-PCR	24-Mar
4	North Bengal MCH	70,705	RT-PCR	29-Mar
5	School of Tropical Medicine	34,359	RT-PCR	1-Apr
6	Apollo Hospital	7,584	RT-PCR	6-Apr
7	Tata Medical Centre	6,815	RT-PCR	6-Apr
8	Malda MCH	43,299	RT-PCR	8-Apr
9	Dr. Lal Pathlab	61,275	RT-PCR	17-Apr
10	Command Hospital	5,758	RT-PCR	17-Apr
11	CNCI	5,472	RT-PCR	22-Apr
12	RG Kar MCH	52,634	RT-PCR	24-Apr
13	SURAKSHA	32,430	RT-PCR	24-Apr
14	Murshidabad MCH	33,917	RT-PCR	26-Apr
15	Peerless	7,329	RT-PCR	30-Apr
16	Burdwan MCH	28,243	RT-PCR	6-May
17	MCH Kolkata	8,956	RT-PCR	8-May
18	NRS MCH	17,163	RT-PCR	12-May
19	Sanaka Hospitals	30,764	RT-PCR	12-May
20	Medica Hospital	19,465	RT-PCR	15-May
21	Bankura MCH	18,961	RT-PCR	22-May
22	Suri DH	14,381	RT-PCR	22-May
23	COMJNM Kalyani	11,907	RT-PCR	10-Jun
24	Desun Hospital	630	RT-PCR	17-Jun
25	RN Tagore Hospital	1,820	RT-PCR	24-Jun
26	Raigunj MCH	4,822	RT-PCR	26-Jun
27	Jagannath Gupta Institute of Medical Sciences	203	RT-PCR	6-Jul
28	ESI-Postgraduate Institute of Medical Science and Research	624	RT-PCR	16-Jul
29	AMRI Salt Lake	2,472	CBNAAT	1-May
30	CMRI	1,805	CBNAAT	13-May
31	AMRI Dhakuria	4,057	TRUENAT	19-May
32	Asansol DH	939	TRUENAT	19-May
33	Jhargram DH	469	TRUENAT	19-May
34	Rampurhat MCH	436	TRUENAT	19-May
35	CNMCH	1,236	TRUENAT	20-May
36	Falakata SSH	1,872	TRUENAT	20-May
37	DH GMCH	246	TRUENAT	20-May
38	Balurghat DH	1,174	TRUENAT	22-May
39	Serampore DH	771	TRUENAT	25-May
40	Uluberia SSH	557	TRUENAT	27-May
41	Jangipur SDH	430	TRUENAT	27-May
42	Egra SDH	261	TRUENAT	27-May
43	COMSDH	246	CBNAAT	27-May
44	MR Bangur Hospital	186	TRUENAT	28-May
45	Chanchal SDH	196	TRUENAT	28-May
46	Biswa Bangla Krirangan COVID Hospital	979	TRUENAT	31-May
47	Purulia Govt. MCH	731	TRUENAT	3-Jun
48	Coochbehar GMCH	314	CBNAAT	6-Jun
49	Woodlands	387	CBNAAT	11-Jun
50	Alipurduar DH	790	TRUENAT	16-Jun
51	SRL Lab	355	CBNAAT	18-Jun
52	Basirhat DH	94	TRUENAT	19-Jun
53	Anandaloke Sonoscan, Siliguri	156	TRUENAT	27-Jun
54	Gangarampur SDH	119	CBNAAT	16-Jul
55	<i>Samples Tested in Labs Outside the State</i>	7,608	RT-PCR	-
TOTAL		729,429		

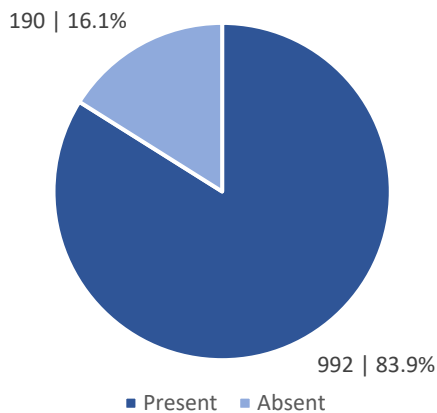
Note: Average tests per CBNAAT and TRUENAT machines are 32 per day and 16 per day respectively



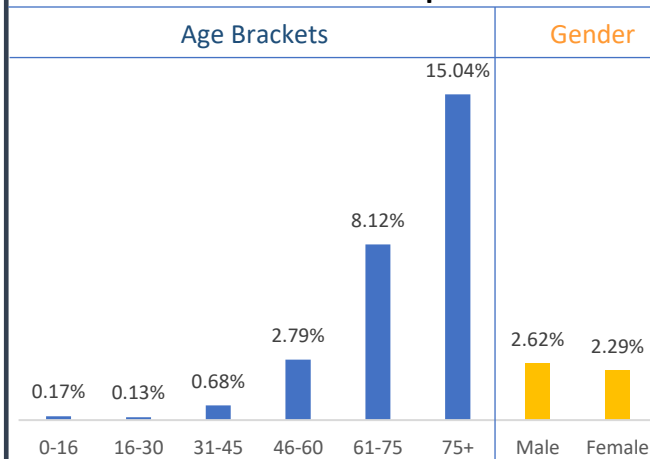
WEST BENGAL COVID-19 HEALTH BULLETIN - 21st JULY 2020

X

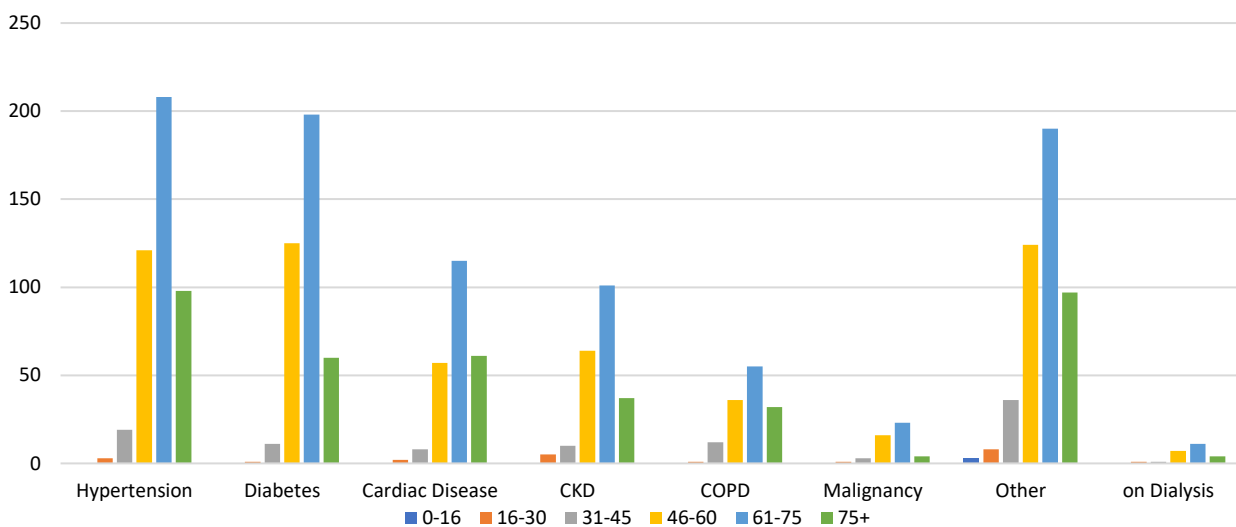
Comorbidity Status in Deceased Cases (n=1,182)



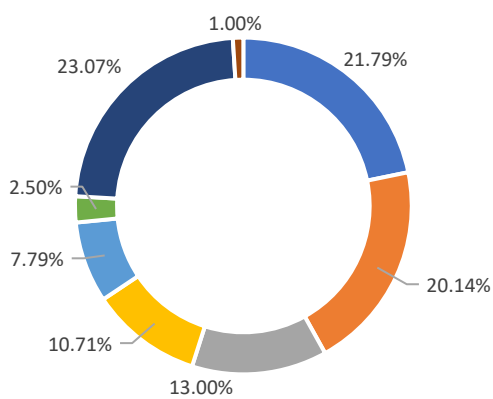
Fatality Rate in Respective Age Brackets & Gender Group



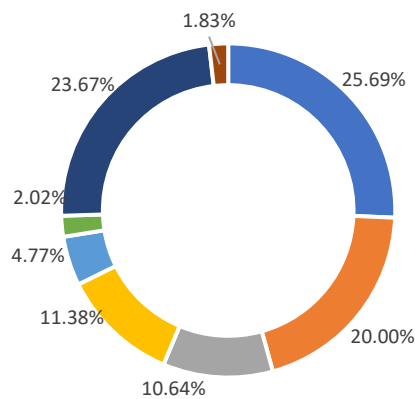
Age Group Wise Comorbidities Among Deceased



Share of Comorbidities in Male



Share of Comorbidities in Female



FATALITY ANALYSIS



Department of Health & Family Welfare Govt. of West Bengal

WEST BENGAL COVID-19 HEALTH BULLETIN - 21st JULY 2020

XI EQUIPMENT SUPPLY	S. No	Equipment	Ordered by State Govt.	Received Yesterday	Total Received by State Govt.	Order Pending
	1	PPEs	23.60 L	10,000	17.68 L	5.92 L
	2	N95/FFP2 Masks	37.50 L	11,000	11.13 L	26.37 L
	3	Regular Masks	49.50 L	30,000	41.68 L	7.82 L
	4	Hand Sanitizers (In Ltrs.)	2.51 L	1,000	2,03,500	47,500
	5	Gloves	39.50 L	30,000	31.10 L	8.40 L
	6	Thermal Guns	20,000	NIL	20,000	NIL

XII STATE GOVT. INTERVENTIONS	STATE GOVT. INTERVENTIONS					
<ul style="list-style-type: none">• Treatment is free for all patients in all Government Hospitals• Govt has requisitioned private hospitals as COVID hospitals• Govt reimburses these hospitals at already notified rates• Status of availability of beds for COVID positive patients in government and private hospitals is available at Health & FW Department's website: www.wbhealth.gov.in• Safe Homes : An initiative by the Government of West Bengal for care and treatment of asymptomatic/mild symptomatic COVID patients for whom home isolation is not possible /advisable• As per State Government advisory Satellite Health Facilities are being developed by private hospitals in close vicinity of their hospitals as separate health facility for treatment of asymptomatic/mild symptomatic COVID patients. This intervention is expected to free beds in the hospitals for serious patients.						

In the background of the COVID-19 outbreak, the general public is advised to adhere to health advisories issued by the State Government. All the guidelines and orders relating to Covid-19 are posted on www.wbhealth.gov.in

For COVID related queries call

24/7 Helpline: 1800 313 444 222 (Toll free);

033 2341 2600

Control Room: 1083 / 1085

You can follow us on :

Facebook at: <https://www.facebook.com/wbdhfw/>

Twitter at: <https://twitter.com/wbdhfw>