



# Department of Health & Family Welfare Govt. of West Bengal

## WEST BENGAL COVID-19 HEALTH BULLETIN – 20<sup>th</sup> OCTOBER 2020

**Active COVID-19 Cases as on 20<sup>th</sup> October: 35,170**

### COVID 19 STATUS

S. No	Subject	Number
1	Total COVID-19 Cases till 19 <sup>th</sup> October	3,25,028
2	New COVID-19 Cases on 20 <sup>th</sup> October	4,029
<b>3</b>	<b>Total COVID-19 Cases till 20<sup>th</sup> October (1+2)</b>	<b>3,29,057</b>
4	Total Discharged	2,87,707 (+3,382)
5	Total Deaths as on 20 <sup>th</sup> October*	6,180 (+61)
<b>6</b>	<b>Active COVID-19 Cases as on 20<sup>th</sup> October</b>	<b>35,170 (+586)</b>
7	Discharge Rate (4/3)	87.43%

**Note:** All figures updated till 9AM, 20<sup>th</sup> October

#Daily increase/decrease with respect to previous day is shown as (+/-)

\*Complete analysis can be referred from **Section X**, (Page no. 5)

### TESTING SNAPSHOT

S. No	Subject	Number
1	Samples Tested till 19 <sup>th</sup> October	40,34,889
2	Samples Tested on 20 <sup>th</sup> October	43,762
<b>3</b>	<b>Total Number of Samples Tested till 20<sup>th</sup> October (1+2)</b>	<b>40,78,651</b>
4	Tests per Million population	45,318
5	% of Positive Cases out of Samples Tested	8.07%
6	Total Testing Laboratories*	92
7	Testing Laboratories added this week	1
8	Testing Laboratories pending approval	1

\*Detailed breakup of these laboratories is given on **Page 4 and Page 5**

### INFRASTRUCTURE DETAILS

S. No	Subject	Number
1	Total Number of Hospitals dedicated for treating COVID-19	93
2	Total Number of Govt. Hospitals dedicated for treating COVID-19	38
3	Total Number of Pvt. Hospitals requisitioned for treating COVID-19	55
4	Total Number of earmarked COVID-19 Beds	12,751
5	% Occupancy in COVID Beds	37.85%
6	Total ICU Beds in the COVID Hospitals	1,243
7	Total Number of Ventilators in the COVID Hospitals	790

### IV

### QUARANTINE DETAILS

Institutional Quarantine		
1	Total Govt. Quarantine Centres	582
2	Total number of people in Govt. Quarantine Centres	2,401
3	Total number of people released from Govt. Quarantine Centres	1,07,889
Home Quarantine		
1	Total Home Quarantined People	8,31,896
2	Total number of people currently in Home Quarantine	92,835
3	Total number of people released from Home Quarantine	7,39,061
Safe Homes		
1	Total Number of Safe Homes	200
2	Total Number of Beds in Safe Homes	11,507
3	Total Number of Patients in Safe Homes currently	1,231



# Department of Health & Family Welfare Govt. of West Bengal

## WEST BENGAL COVID-19 HEALTH BULLETIN – 20<sup>th</sup> OCTOBER 2020

V

DISTRICT SNAPSHOT#

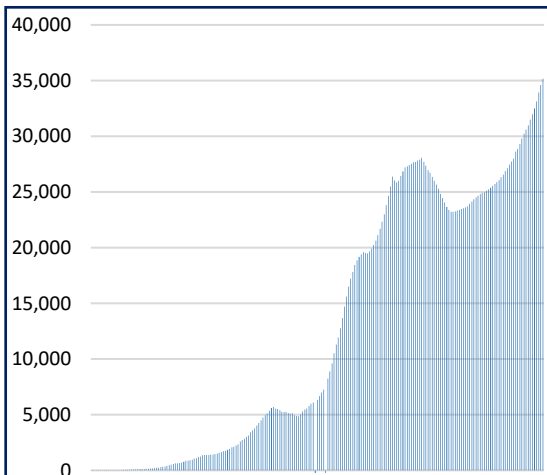
1	2	3	4	5	6 = 3-4-5	7
S. No	District	Total Cases	Total Discharged	Total Deaths	Total Active Cases	Last Reported Case
1	Alipurduar	5,981 <sup>+68</sup>	5,330 <sup>+71</sup>	73	578 <sup>-3</sup>	19- Oct
2	Coochbehar	7,556 <sup>+90</sup>	6,706 <sup>+98</sup>	49 <sup>+2</sup>	801 <sup>-10</sup>	19- Oct
3	Darjeeling	9,992 <sup>+149</sup>	8,806 <sup>+114</sup>	131 <sup>+2</sup>	1,055 <sup>+33</sup>	19- Oct
4	Kalimpong	1,309 <sup>+19</sup>	1,139 <sup>+14</sup>	11	159 <sup>+5</sup>	19- Oct
5	Jalpaiguri	7,942 <sup>+143</sup>	6,846 <sup>+73</sup>	78 <sup>+2</sup>	1,018 <sup>+68</sup>	19- Oct
6	Uttar Dinajpur	4,392 <sup>+24</sup>	4,007 <sup>+33</sup>	49 <sup>+2</sup>	336 <sup>-11</sup>	19- Oct
7	Dakshin Dinajpur	6,432 <sup>+52</sup>	5,854 <sup>+40</sup>	47 <sup>+2</sup>	531 <sup>+10</sup>	19- Oct
8	Malda	8,679 <sup>+66</sup>	7,719 <sup>+122</sup>	72 <sup>+1</sup>	888 <sup>-57</sup>	19- Oct
9	Murshidabad	7,668 <sup>+93</sup>	6,696 <sup>+8</sup>	86 <sup>+2</sup>	886 <sup>+83</sup>	19- Oct
10	Nadia	10,192 <sup>+156</sup>	8,504 <sup>+12</sup>	119 <sup>+2</sup>	1,569 <sup>+142</sup>	19- Oct
11	Birbhum	5,361 <sup>+91</sup>	4,604 <sup>+68</sup>	44 <sup>+2</sup>	713 <sup>+21</sup>	19- Oct
12	Purulia	4,659 <sup>+54</sup>	4,004 <sup>+7</sup>	25	630 <sup>+47</sup>	19- Oct
13	Bankura	6,978 <sup>+70</sup>	6,189 <sup>+76</sup>	70 <sup>+1</sup>	719 <sup>-7</sup>	19- Oct
14	Jhargram	1,430 <sup>+33</sup>	1,080 <sup>+41</sup>	10	340 <sup>-8</sup>	19- Oct
15	Paschim Medinipur	12,565 <sup>+224</sup>	10,746 <sup>+142</sup>	186 <sup>+2</sup>	1,633 <sup>+80</sup>	19- Oct
16	Purba Medinipur	13,430 <sup>+139</sup>	11,962 <sup>+186</sup>	171	1,297 <sup>-47</sup>	19- Oct
17	Purba Bardhaman	6,668 <sup>+75</sup>	5,639 <sup>+17</sup>	66	963 <sup>+58</sup>	19- Oct
18	Paschim Bardhaman	9,119 <sup>+120</sup>	7,912 <sup>+33</sup>	93	1,114 <sup>+87</sup>	19- Oct
19	Howrah	22,716 <sup>+211</sup>	20,380 <sup>+297</sup>	688 <sup>+6</sup>	1,648 <sup>-92</sup>	19- Oct
20	Hooghly	16,112 <sup>+247</sup>	14,348 <sup>+231</sup>	284 <sup>+2</sup>	1,480 <sup>+14</sup>	19- Oct
21	North 24 Parganas	66,509 <sup>+871</sup>	57,893 <sup>+840</sup>	1,397 <sup>+13</sup>	7,219 <sup>+18</sup>	19- Oct
22	South 24 Parganas	21,839 <sup>+225</sup>	19,168 <sup>+55</sup>	409 <sup>+3</sup>	2,262 <sup>+167</sup>	19- Oct
23	Kolkata	71,462 <sup>+809</sup>	62,112 <sup>+804</sup>	2,019 <sup>+17</sup>	7,331 <sup>-12</sup>	19- Oct
24	Other State	66	63	3	0	6-June
<b>TOTAL</b>		<b>3,29,057<sup>+4,029</sup></b>	<b>2,87,707<sup>+3,382</sup></b>	<b>6,180<sup>+61</sup></b>	<b>35,170<sup>+586</sup></b>	

#District Wise data is subject to verification and may change

#Daily increase/decrease with respect to previous day is in superscript as +/- (Eg: +4)

VI

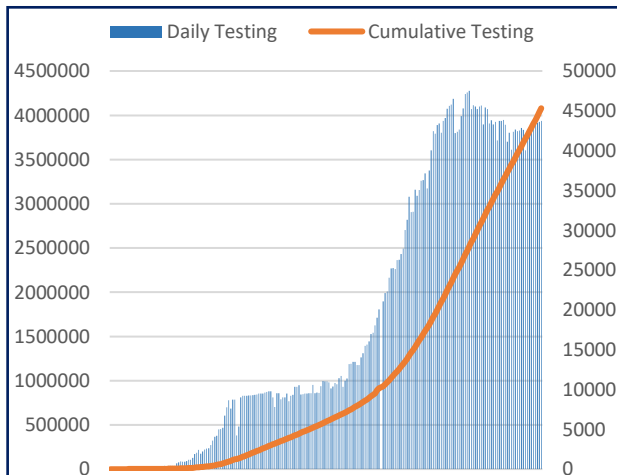
DAILY CUMULATIVE ACTIVE COVID-19 CASES



17<sup>th</sup> March to 20<sup>th</sup> Oct

VII

SAMPLES TESTED (Daily and Cumulative)



17<sup>th</sup> March to 20<sup>th</sup> Oct



Department of Health & Family Welfare  
Govt. of West Bengal

WEST BENGAL COVID-19 HEALTH BULLETIN – 20<sup>th</sup> OCTOBER 2020

VIII

UNIT WISE EQUIPMENT SUPPLY (CUMULATIVE)

S. No.	Unit Name	PPE	N95/FFP2	Regular Masks		Gloves	Sanitizer (In ltr.)
				Reusable Mask	Disposable Mask		
1	Alipurduar	16,800	22,250	13,400	92,900	65,700	4,242.0
2	Bankura	36,950	36,700	25,800	1,34,550	91,200	6,348.0
3	Birbhum	30,950	22,800	32,400	76,550	24,700	5,321.0
4	Bishnupur HD	11,350	25,100	52,100	1,06,250	94,200	5,311.0
5	Coochbehar	29,600	22,450	26,700	39,600	5,700	4,254.0
6	Dakshin Dinajpur	16,400	17,150	21,500	1,01,100	68,200	4,821.0
7	Darjeeling	38,750	35,650	22,900	30,200	8,700	4,298.0
8	Diamond Harbour HD	37,750	28,300	28,000	98,550	79,500	3,534.0
9	Hooghly	49,370	38,750	45,000	1,39,200	1,07,100	8,941.0
10	Howrah	95,450	58,500	61,280	1,61,050	1,88,200	5,931.0
11	Jalpaiguri	29,800	29,100	45,300	94,000	32,700	5,163.0
12	Jhargram	10,750	10,600	24,890	49,050	46,700	3,793.0
13	Kalimpong	16,150	18,900	19,000	57,550	17,200	3,770.5
14	Malda	22,600	20,200	26,000	69,100	83,700	6,651.0
15	Murshidabad	27,833	42,880	47,200	1,23,100	99,200	10,080.0
16	Nadia	51,570	28,740	36,800	1,23,550	1,15,700	4,831.0
17	North 24 Parganas	74,800	50,740	31,440	1,54,000	73,700	7,133.5
18	Basirhat HD	40,320	37,230	32,280	1,31,550	1,45,500	4,497.0
19	Paschim Bardhaman	32,850	29,600	17,580	97,000	98,900	1,707.0
20	Paschim Medinipur	32,450	37,800	40,590	1,37,050	1,23,700	6,935.0
21	Purba Bardhaman	48,650	42,200	26,800	1,15,550	1,15,200	8,243.0
22	Purba Medinipur	43,050	29,200	32,220	47,550	60,600	1,731.0
23	Nandigram HD	13,750	25,900	30,140	1,04,550	69,700	6,329.0
24	Purulia	42,450	26,100	52,700	1,25,550	1,02,700	6,521.0
25	Rampurhat HD	21,150	23,500	29,300	51,550	58,500	4,637.0
26	South 24 Parganas	42,950	29,100	32,900	76,750	70,900	2,141.0
27	Uttar Dinajpur	35,750	37,050	43,600	97,050	99,700	5,253.0
28	Bankura S MC&H	14,500	36,650	10,200	1,52,500	1,56,400	2,660.0
29	Coochbehar MC&H	12,300	12,400	14,600	49,000	66,000	2,692.0
30	NB MC&H	35,350	75,500	20,000	1,87,700	1,80,000	6,490.0
31	Diamond Harbour MC&H	12,300	16,200	10,100	1,24,500	1,25,500	2,998.0
32	Malda MC&H	16,300	53,100	13,100	1,65,500	1,74,500	4,768.0
33	Murshidabad MC&H	27,130	53,950	14,600	1,07,500	1,49,000	1,940.0
34	Bardhaman MC&H	21,400	30,100	17,500	1,50,000	1,67,500	2,898.0
35	Medinipur MC&H	41,800	56,200	31,100	2,09,500	1,44,000	8,898.0
36	Purulia MC&H	12,300	17,900	51,600	94,500	98,000	4,098.0
37	Rampurhat MC&H	17,900	18,400	17,600	34,000	50,500	8,348.0
38	Raiganj MC&H	13,600	11,900	13,100	41,000	62,000	1,890.0
39	JNM MC&H	17,400	20,000	24,000	45,000	38,000	2,172.0
40	Sagar Dutta MC&H	47,520	65,330	17,600	1,33,550	1,54,000	6,578.0
41	ID & BG Hospital	43,050	48,800	20,600	84,100	66,500	2,671.0
42	RG Kar MCH	38,350	57,000	15,800	2,48,050	2,61,700	6,007.0
43	NRS MCH	55,250	69,000	30,300	1,65,550	1,59,200	3,940.0
44	IPGMER & SSKMH	95,900	94,590	66,600	3,66,050	3,57,500	11,717.0
45	Medical College, Kolkata	1,21,450	1,13,000	20,800	2,48,050	3,19,500	7,112.0
46	CNMCH	49,350	47,800	23,150	1,31,500	89,000	3,472.0
47	Other Govt Dept/Institutions	3,71,401	3,34,375	1,98,038	8,88,451	8,44,602	47,748.3
48	Stock in hand-In Transit	4,76,468	4,95,355	8,19,151	19,757	97,308	34,775.9
<b>TOTAL</b>		<b>24,91,262</b>	<b>25,54,040</b>	<b>23,47,359</b>	<b>62,80,208</b>	<b>59,08,210</b>	<b>3,16,290.2</b>

\*In addition to State supply, local procurement is also done.



# Department of Health & Family Welfare Govt. of West Bengal

## WEST BENGAL COVID-19 HEALTH BULLETIN – 20<sup>th</sup> OCTOBER 2020

IX

DETAILS OF TESTING LABS

S. No.	Name of Testing Lab	Samples Tested	Method of Testing	Functional WEF
1	NICED	1,29,985	RT-PCR	Since Beginning
2	SSKM	1,64,088	RT-PCR	17-Mar
3	Medinipur MCH	1,28,205	RT-PCR	24-Mar
4	North Bengal MCH	1,85,720	RT-PCR	29-Mar
5	School of Tropical Medicine	1,23,801	RT-PCR	01-Apr
6	Apollo Hospital	22,231	RT-PCR	06-Apr
7	Tata Medical Centre	13,389	RT-PCR	06-Apr
8	Malda MCH	1,23,828	RT-PCR	08-Apr
9	Dr. Lal Pathlab	1,26,210	RT-PCR	17-Apr
10	Command Hospital	17,514	RT-PCR	17-Apr
11	CNCI	12,372	RT-PCR	22-Apr
12	RG Kar MCH	1,33,870	RT-PCR	24-Apr
13	SURAKSHA	77,678	RT-PCR	24-Apr
14	Murshidabad MCH	94,899	RT-PCR	26-Apr
15	Peerless	28,745	RT-PCR	30-Apr
16	Burdwan MCH	96,672	RT-PCR	06-May
17	MCH Kolkata	60,043	RT-PCR	08-May
18	NRS MCH	62,873	RT-PCR	12-May
19	Sanaka Hospitals	69,620	RT-PCR	12-May
20	Medica Hospital	69,780	RT-PCR	15-May
21	Bankura MCH	80,548	RT-PCR	22-May
22	Suri DH	63,522	RT-PCR	22-May
23	Coochbehar GMCH	56,392	RT-PCR	06-Jun
24	COMJNM Kalyani	80,515	RT-PCR	10-Jun
25	Desun Hospital	2,800	RT-PCR	17-Jun
26	RN Tagore Hospital	11,880	RT-PCR	24-Jun
27	Raigunj MCH	43,266	RT-PCR	26-Jun
28	Jagannath Gupta Institute of Medical Sciences	2,073	RT-PCR	06-Jul
29	ESI-Postgraduate Institute of Medical Science and Research	4,106	RT-PCR	16-Jul
30	Remedy Lifecare, Kolkata	4,213	RT-PCR	21-Jul
31	AMRI Dhakuria	19,497	RT-PCR	19-May
32	Rampurhat MCH	34,925	RT-PCR	19-May
33	CNMCH	26,976	RT-PCR	20-May
34	DH GMCH	41,928	RT-PCR	20-May
35	COMSDH	23,640	RT-PCR	27-May
36	Purulia Govt. MCH	37,933	RT-PCR	03-Jun
37	SRL Lab	23,155	RT-PCR	18-Jun
38	Probe diagnostics	4,020	RT-PCR	14-Aug
39	Pulse Diagnostics	5,982	RT-PCR	12-Sept
40	RB Diagnostic Kolkata	3,615	RT-PCR	20-Sept
41	Purba Medinipur DH	2,638	RT-PCR	24-Sept
42	Repromed Diagnostic Ltd	511	RT-PCR	24-Sept
43	AMRI Salt Lake	7,373	CBNAAT	01-May
44	CMRI	6,376	CBNAAT	13-May
45	Asansol DH	1,623	TRUENAT	19-May
46	Jhargram DH	1,815	TRUENAT	19-May
47	Falakata SSH	3,200	TRUENAT	20-May

Note: Average tests per CBNAAT and TRUENAT machines are 32 per day and 16 per day respectively



# Department of Health & Family Welfare Govt. of West Bengal

## WEST BENGAL COVID-19 HEALTH BULLETIN – 20<sup>th</sup> OCTOBER 2020

IX

DETAILS OF TESTING LABS

S. No.	Name of Testing Lab	Samples Tested	Method of Testing	Functional WEF
48	Balurghat DH	1,929	TRUENAT	22-May
49	Serampore DH	1,081	TRUENAT	25-May
50	Uluberia SSH	1,370	TRUENAT	27-May
51	Jangipur SDH	1,190	TRUENAT	27-May
52	Egra SDH	524	TRUENAT	27-May
53	MR Bangur Hospital	398	TRUENAT	28-May
54	Chanchal SDH	365	TRUENAT	28-May
55	Biswa Bangla Krirangan COVID Hospital	52,255	TRUENAT	31-May
56	Woodlands	2,930	CBNAAT	11-Jun
57	Alipurduar DH	1,542	TRUENAT	16-Jun
58	Basirhat DH	296	TRUENAT	19-Jun
59	Anandaloke Sonoscan, Siliguri	1,894	TRUENAT	27-Jun
60	Gangarampur SDH	810	CBNAAT	16-Jul
61	Contai SDH	286	TRUENAT	20-Jul
62	ILS hospital	1,037	TRUENAT	25-Jul
63	Uttar Latabari DH	83	TRUENAT	04-Aug
64	Nandigram SSH/DH	612	TRUENAT	04-Aug
65	Panskura Hospital	212	TRUENAT	06-Aug
66	Chittaranjan Seva Sadan Hospital	1,242	TRUENAT	10-Aug
67	Dr. PK Saha Hospital, Coochbihar	1,442	TRUENAT	11-Aug
68	Salt Lake SDH	366	TRUENAT	13-Aug
69	Charnock Hospital	1,228	TRUENAT	14-Aug
70	Gabberia SGH	74	TRUENAT	15-Aug
71	Spandan Disgnostic Center	2,796	TRUENAT	16-Aug
72	Kakdwip SSH	79	TRUENAT	17-Aug
73	Mal SSH	50	TRUENAT	18-Aug
74	Howrah DH	96	TRUENAT	21-Aug
75	Sagardighi SSH	30	TRUENAT	2-Sept
76	Domkal SSH	87	TRUENAT	6-Sept
77	Udaynarayanpur SGH Howrah	16	TRUENAT	7- Sept
78	GD Hospital & Diabetes Institute, Howrah	364	CBNAAT	8-Sept
79	Nightingale Diagnostic & Medicare Centre	465	TRUENAT	12-Sept
80	Bhagirathi Neotia Woman * Child Care Centre	72	CBNAAT	16-Sept
81	Krishnanagar DTC	3	TRUENAT	29-Sept
82	Mission Hospital, Durgapur	824	TRUENAT	29-Sept
83	Medinova, Kolkata	408	TRUENAT	1-Oct
84	Specialist Clinic & Diagnostic, Barasat	365	TRUENAT	1-Oct
85	MSS Bansal Medical, Kolkata	512	TRUENAT	2-Oct
86	TLJ, SGH, Howrah	5	TRUENAT	2-Oct
87	Narayan Memorial Hospital, Kolkata	76	TRUENAT	2-Oct
88	Kalimpong DH	96	TRUENAT	6-Oct
89	Mirik BPHC, Darjeeling	22	TRUENAT	9-Oct
90	Barjore SSH, Bankura	22	TRUENAT	11-Oct
91	Darjeeling DH	24	TRUENAT	11-Oct
92	Metropolis Kolkata	5	TRUENAT	14-Oct
93	<i>Antigen Test done within the State</i>	15,81,877	-	-
94	<i>Samples Tested in Labs Outside the State</i>	81,146	RT-PCR	-
<b>TOTAL</b>		<b>40,78,651</b>		

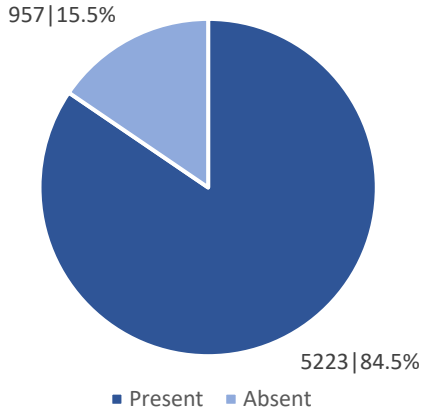
**Note:** Average tests per CBNAAT and TRUENAT machines are 32 per day and 16 per day respectively



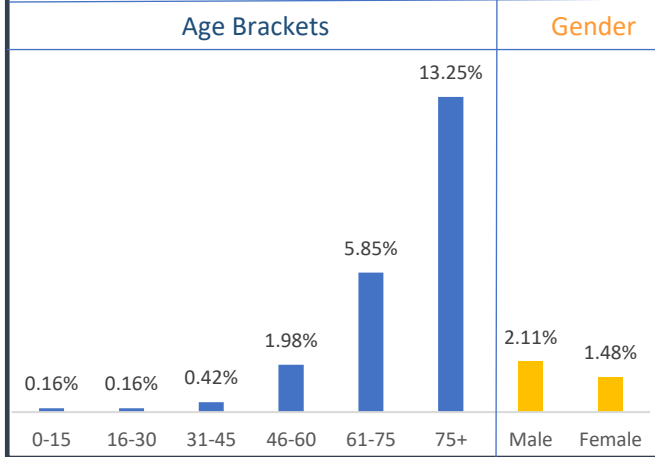
WEST BENGAL COVID-19 HEALTH BULLETIN – 20<sup>th</sup> OCTOBER 2020

X

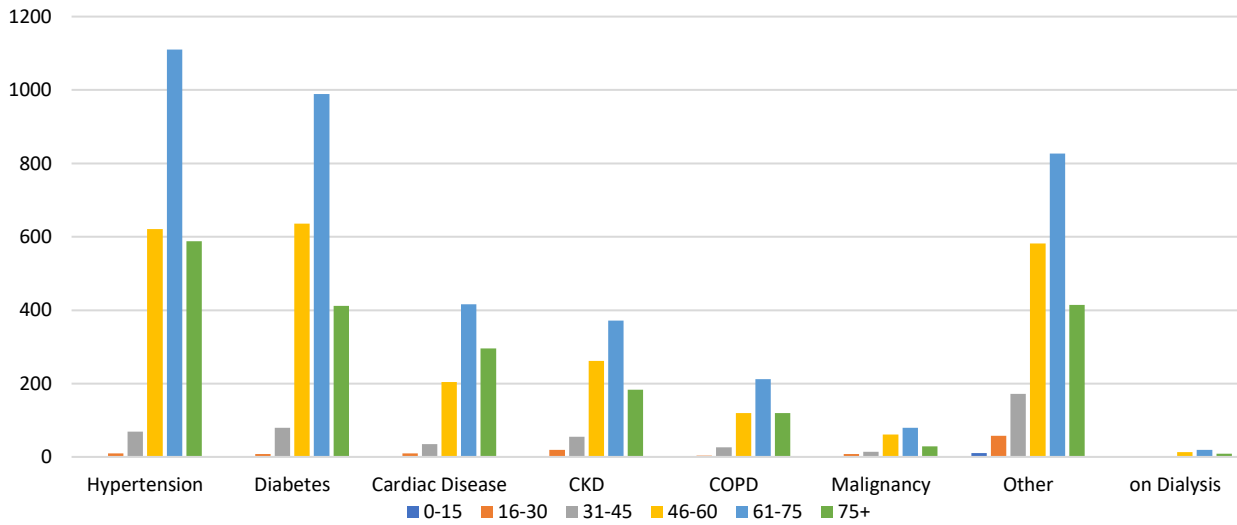
**Comorbidity Status in Deceased Cases (n=6,180)**



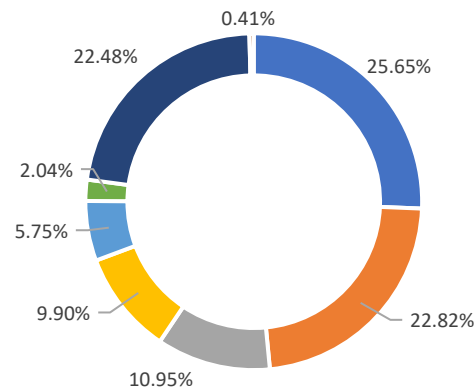
**Fatality Rate in Respective Age Brackets & Gender Group**



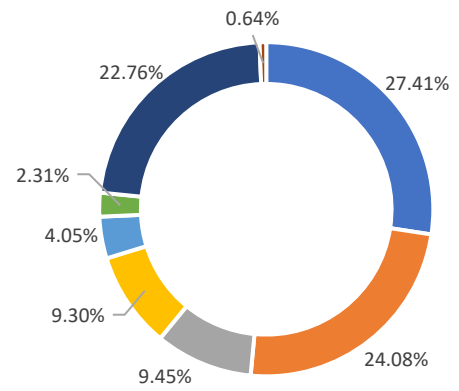
**Age Group Wise Comorbidities Among Deceased**



**Share of Comorbidities in Male**



**Share of Comorbidities in Female**



FATALITY ANALYSIS



# Department of Health & Family Welfare Govt. of West Bengal

## WEST BENGAL COVID-19 HEALTH BULLETIN – 20<sup>th</sup> OCTOBER 2020

### XI

#### EQUIPMENT SUPPLY

S. No	Equipment	Ordered by State Govt.	Received Yesterday	Total Received by State Govt.	Order Pending
1	PPEs	29.10 L	5,000	24.20 L	4.90 L
2	N95/FFP2 Masks	36.20 L	12,000	24.58 L	11.62 L
3	Regular Masks	69.50 L	20,000	66.00 L	3.50 L
4	Hand Sanitizers (In Ltrs.)	3.11 L	1,000	2,98,500	12,500
5	Gloves	64.50 L	25,000	55.95 L	8.55 L
6	Thermal Guns	20,000	NIL	20,000	NIL

### XII

#### DEDICATED COVID-19 HELPLINE (24 X 7)

1. Dedicated COVID-19 Helpline : **1800 313 444 222**
2. Direct Telemedicine Line : **033 23576001**
3. Ambulance Service : **033 40902929**
4. COVID Telemedicine App "[Covid Telemedicine WB](#)" on Google Play Store
  - These services include allocation of beds in Govt. hospitals and Safe Homes
  - Telemedicine for citizens at large and those in home isolation
  - Ambulance service includes guidance and provision of Govt. ambulance
5. Tele-Psychological counselling services have started since August 1<sup>st</sup>, 2020.

General Queries			
1	A	Total Queries addressed in last 24 hours	3,285
	B	Total Queries addressed till 19 <sup>th</sup> October	13,21,419
Telemedicine			
2	A	Total consultations given in last 24 hours	3,926
	B	Total consultations given till 19 <sup>th</sup> October	3,50,873
Ambulance Services			
3	A	Ambulances assigned in last 24 hours	495
	B	Total calls received in last 24 hours	504
Tele-Psychological Counselling			
4	A	Counselling given in last 24 hours	1,138
	B	Counselling given till 19 <sup>th</sup> October	1,03,467

#### State Government Interventions :

- Status of availability of beds for COVID positive patients in government and private hospitals is available at Health & FW Department's website: [www.wbhealth.gov.in](http://www.wbhealth.gov.in)
- Safe Homes : An initiative by the Government of West Bengal for care and treatment of asymptomatic/mild symptomatic COVID patients for whom home isolation is not possible /advisable
- As per State Government advisory Satellite Health Facilities are being developed by private hospitals in close vicinity of their hospitals as separate health facility for treatment of asymptomatic/mild symptomatic COVID patients. This intervention is expected to free beds in the hospitals for serious patients.

All the guidelines and orders relating to Covid-19 are posted on [www.wbhealth.gov.in](http://www.wbhealth.gov.in)

You can follow us on :

Facebook at: <https://www.facebook.com/wbdhfw/>

Twitter at: <https://twitter.com/wbdhfw>