



Department of Health & Family Welfare Govt. of West Bengal

WEST BENGAL COVID-19 HEALTH BULLETIN – 1st NOVEMBER 2020

Active COVID-19 Cases as on 1st November: 36,761

COVID 19 STATUS

S. No	Subject	Number
1	Total COVID-19 Cases till 31 st October	3,73,664
2	New COVID-19 Cases on 1 st November	3,987
3	Total COVID-19 Cases till 1st November (1+2)	3,77,651
4	Total Discharged	3,33,990 (+4,053)
5	Total Deaths as on 1 st November*	6,900 (+59)
6	Active COVID-19 Cases as on 1st November	36,761 (-125)
7	Discharge Rate (4/3)	88.44%

Note: All figures updated till 9AM, 1st November

#Daily increase/decrease with respect to previous day is shown as (+/-)

*Complete analysis can be referred from **Section X**, (Page no. 5)

TESTING SNAPSHOT

S. No	Subject	Number
1	Samples Tested till 31 st October	45,56,425
2	Samples Tested on 1 st November	44,457
3	Total Number of Samples Tested till 1st November (1+2)	46,00,882
4	Tests per Million population	51,121
5	% of Positive Cases out of Samples Tested	8.21%
6	Total Testing Laboratories*	94
7	Testing Laboratories added this week	2
8	Testing Laboratories pending approval	1

*Detailed breakup of these laboratories is given on **Page 4 and Page 5**

INFRASTRUCTURE DETAILS

S. No	Subject	Number
1	Total Number of Hospitals dedicated for treating COVID-19	94
2	Total Number of Govt. Hospitals dedicated for treating COVID-19	39
3	Total Number of Pvt. Hospitals requisitioned for treating COVID-19	55
4	Total Number of earmarked COVID-19 Beds	12,811
5	% Occupancy in COVID Beds	35.09%
6	Total ICU/HDU Beds in the COVID Hospitals	1,809
7	Total Number of Ventilators in the COVID Hospitals	1090

IV

QUARANTINE DETAILS

Institutional Quarantine		
1	Total Govt. Quarantine Centres	582
2	Total number of people in Govt. Quarantine Centres	2,341
3	Total number of people released from Govt. Quarantine Centres	1,08,076
Home Quarantine		
1	Total Home Quarantined People	9,08,466
2	Total number of people currently in Home Quarantine	97,842
3	Total number of people released from Home Quarantine	8,10,624
Safe Homes		
1	Total Number of Safe Homes	200
2	Total Number of Beds in Safe Homes	11,507
3	Total Number of Patients in Safe Homes currently	946



Department of Health & Family Welfare Govt. of West Bengal

WEST BENGAL COVID-19 HEALTH BULLETIN – 1st NOVEMBER 2020

V

DISTRICT SNAPSHOT#

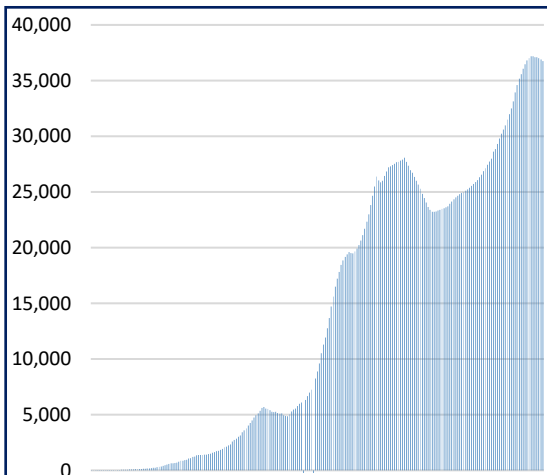
1	2	3	4	5	6 = 3-4-5	7
S. No	District	Total Cases	Total Discharged	Total Deaths	Total Active Cases	Last Reported Case
1	Alipurduar	6,440 ⁺³¹	6,031 ⁺⁵¹	76	333 ⁻²⁰	31- Oct
2	Coochbehar	8,644 ⁺⁷⁴	7,654 ⁺⁹⁴	52 ⁺¹	938 ⁻²¹	31- Oct
3	Darjeeling	11,618 ⁺¹³³	10,057 ⁺¹²⁷	140	1,421 ⁺⁶	31- Oct
4	Kalimpong	1,441 ⁺⁷	1,322 ⁺¹³	15	104 ⁻⁶	31- Oct
5	Jalpaiguri	9,150 ⁺⁹⁵	8,018 ⁺¹⁰⁸	87	1,045 ⁻¹³	31- Oct
6	Uttar Dinajpur	4,818 ⁺³⁸	4,382 ⁺²⁴	54	382 ⁺¹⁴	31- Oct
7	Dakshin Dinajpur	6,982 ⁺⁴³	6,475 ⁺⁶²	54	453 ⁻¹⁹	31- Oct
8	Malda	9,861 ⁺⁶³	8,732 ⁺⁷⁸	85 ⁺²	1,044 ⁻¹⁷	31- Oct
9	Murshidabad	8,818 ⁺¹⁰⁵	7,757 ⁺¹⁰⁸	97 ⁺¹	964 ⁻⁴	31- Oct
10	Nadia	12,437 ⁺¹⁸¹	10,175 ⁺¹⁸⁵	152 ⁺¹	2,110 ⁻⁵	31- Oct
11	Birbhum	6,261 ⁺⁷⁶	5,411 ⁺⁵⁷	53	797 ⁺¹⁹	31- Oct
12	Purulia	5,243 ⁺⁵³	4,667 ⁺⁵⁴	28	548 ⁻¹	31- Oct
13	Bankura	7,962 ⁺⁶⁴	7,040 ⁺⁵⁵	76 ⁺²	846 ⁺⁷	31- Oct
14	Jhargram	1,811 ⁺³⁸	1,460 ⁺³¹	11	340 ⁺⁷	31- Oct
15	Paschim Medinipur	14,470 ⁺²²⁶	12,499 ⁺²⁹⁴	209 ⁺¹	1,762 ⁻⁶⁹	31- Oct
16	Purba Medinipur	15,046 ⁺¹¹¹	13,363 ⁺¹²⁸	194 ⁺²	1,489 ⁻¹⁹	31- Oct
17	Purba Bardhaman	7,874 ⁺⁶⁸	6,623 ⁺⁷⁵	74 ⁺¹	1,177 ⁻⁸	31- Oct
18	Paschim Bardhaman	10,435 ⁺⁹³	9,106 ⁺¹²⁰	102 ⁺²	1,227 ⁻²⁹	31- Oct
19	Howrah	25,593 ⁺²⁴⁴	23,176 ⁺²²⁵	741 ⁺⁵	1,676 ⁺¹⁴	31- Oct
20	Hooghly	18,455 ⁺¹⁹⁸	16,472 ⁺²³²	319 ⁺⁴	1,664 ⁻³⁸	31- Oct
21	North 24 Parganas	77,109 ⁺⁸⁸⁰	68,831 ⁺⁸⁶⁰	1,589 ⁺¹⁴	6,689 ⁺⁶	31- Oct
22	South 24 Parganas	24,935 ⁺²⁷²	21,687 ⁺²²⁶	467 ⁺⁷	2,781 ⁺³⁹	31- Oct
23	Kolkata	82,182 ⁺⁸⁹⁴	72,989 ⁺⁸⁴⁶	2,222 ⁺¹⁶	6,971 ⁺³²	31- Oct
24	Other State	66	63	3	0	6-June
TOTAL		3,77,651^{+3,987}	3,33,990^{+4,053}	6,900⁺⁵⁹	36,761⁻¹²⁵	

#District Wise data is subject to verification and may change

#Daily increase/decrease with respect to previous day is in superscript as +/- (Eg: +4)

VI

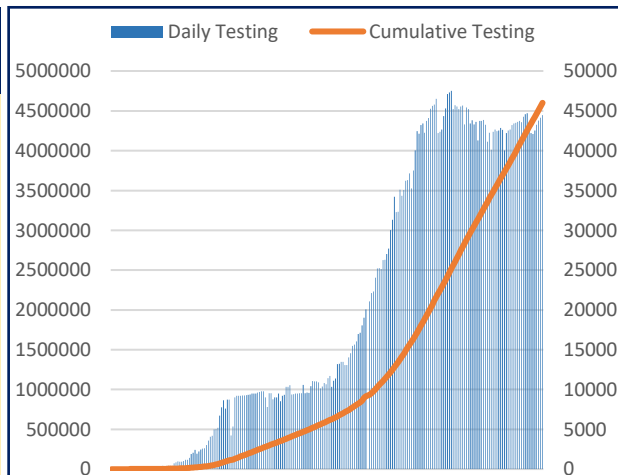
DAILY CUMULATIVE ACTIVE COVID-19 CASES



17th March to 1st Nov

VII

SAMPLES TESTED (Daily and Cumulative)



17th March to 1st Nov



Department of Health & Family Welfare Govt. of West Bengal

WEST BENGAL COVID-19 HEALTH BULLETIN – 1st NOVEMBER 2020

VIII

UNIT WISE EQUIPMENT SUPPLY (CUMULATIVE)

S. No.	Unit Name	PPE	N95/FFP2	Regular Masks		Gloves	Sanitizer (In ltr.)
				Reusable Mask	Disposable Mask		
1	Alipurduar	17,800	24,250	13,400	97,900	70,200	4,342.0
2	Bankura	39,450	39,200	27,300	1,45,050	95,200	6,548.0
3	Birbhum	33,150	24,300	32,400	84,050	34,700	5,321.0
4	Bishnupur HD	12,350	27,100	54,600	1,13,250	1,02,200	5,411.0
5	Coochbehar	32,100	24,450	26,700	41,100	7,200	4,354.0
6	Dakshin Dinajpur	17,400	18,650	21,500	1,09,600	72,200	4,921.0
7	Darjeeling	42,250	41,650	22,900	32,200	10,700	4,298.0
8	Diamond Harbour HD	39,250	30,300	28,000	1,04,550	86,500	3,734.0
9	Hooghly	54,370	43,750	47,000	1,53,200	1,24,100	9,841.0
10	Howrah	1,01,450	63,500	63,780	1,76,050	1,99,200	5,931.0
11	Jalpaiguri	31,800	31,600	45,300	1,02,000	46,200	5,363.0
12	Jhargram	13,250	13,100	24,890	54,050	51,200	3,893.0
13	Kalimpong	18,150	20,900	19,000	62,050	23,200	3,870.5
14	Malda	24,600	22,200	26,000	75,100	89,700	6,851.0
15	Murshidabad	30,333	45,880	47,200	1,43,100	1,19,200	10,080.0
16	Nadia	54,570	31,240	36,800	1,34,050	1,24,700	5,031.0
17	North 24 Parganas	82,800	57,740	31,440	1,74,000	88,700	7,133.5
18	Basirhat HD	42,820	40,230	32,280	1,35,050	1,52,000	4,697.0
19	Paschim Bardhaman	35,850	32,100	17,580	1,03,000	1,06,900	1,707.0
20	Paschim Medinipur	32,450	39,300	41,090	1,43,050	1,31,700	6,935.0
21	Purba Bardhaman	51,650	45,200	26,800	1,24,550	1,23,700	8,643.0
22	Purba Medinipur	46,050	32,700	33,220	63,050	76,100	1,731.0
23	Nandigram HD	14,750	28,100	30,640	1,10,550	74,200	6,629.0
24	Purulia	43,950	28,100	52,700	1,32,050	1,09,700	6,521.0
25	Rampurhat HD	22,650	26,000	30,300	55,550	63,500	5,037.0
26	South 24 Parganas	48,450	32,100	33,400	92,250	86,400	2,141.0
27	Uttar Dinajpur	35,750	39,050	43,600	1,04,050	1,12,200	5,453.0
28	Bankura S MC&H	16,500	39,650	10,200	1,63,500	1,62,400	2,660.0
29	Coochbehar MC&H	13,800	13,900	14,600	50,500	74,500	2,792.0
30	NB MC&H	37,350	82,500	20,000	2,03,200	1,95,500	6,990.0
31	Diamond Harbour MC&H	13,300	18,700	10,100	1,33,500	1,34,500	3,198.0
32	Malda MC&H	18,800	59,100	13,100	1,78,500	1,87,500	5,118.0
33	Murshidabad MC&H	30,130	60,950	14,600	1,19,000	1,66,500	1,940.0
34	Bardhaman MC&H	23,900	34,100	17,500	1,61,500	1,85,500	2,998.0
35	Medinipur MC&H	47,800	64,200	34,100	2,18,500	1,62,000	9,698.0
36	Purulia MC&H	13,300	19,900	51,600	99,500	1,03,000	4,098.0
37	Rampurhat MC&H	19,900	21,400	17,600	35,000	55,500	8,848.0
38	Raiganj MC&H	14,100	11,900	13,100	44,000	66,000	1,890.0
39	JNM MC&H	17,400	20,000	24,000	45,000	38,000	2,272.0
40	Sagar Dutta MC&H	50,520	69,330	17,600	1,40,550	1,58,000	6,678.0
41	ID & BG Hospital	45,050	52,800	20,600	89,100	71,500	2,671.0
42	RG Kar MCH	40,850	61,000	15,800	2,59,050	2,72,700	6,207.0
43	NRS MCH	60,250	77,000	30,800	1,76,550	1,69,200	4,190.0
44	IPGMER & SSKMH	98,900	1,02,590	66,600	3,78,050	3,69,500	12,717.0
45	Medical College, Kolkata	1,30,450	1,20,000	20,800	2,60,050	3,32,500	7,512.0
46	CNMCH	51,350	47,800	23,150	1,33,500	99,500	3,472.0
47	Other Govt Dept/Institutions	3,81,001	3,38,475	1,98,638	9,11,151	8,66,802	49,278.3
48	Stock in hand-In Transit	4,08,168	4,65,055	8,03,051	1,057	1,108	32,645.9
TOTAL		25,52,262	26,83,040	23,47,359	66,65,208	62,53,210	3,24,290.2

**In addition to State supply, local procurement is also done.*



Department of Health & Family Welfare Govt. of West Bengal

WEST BENGAL COVID-19 HEALTH BULLETIN – 1st NOVEMBER 2020

IX

DETAILS OF TESTING LABS

S. No.	Name of Testing Lab	Samples Tested	Method of Testing	Functional WEF
1	NICED	1,32,980	RT-PCR	Since Beginning
2	SSKM	1,79,681	RT-PCR	17-Mar
3	Medinipur MCH	1,32,283	RT-PCR	24-Mar
4	North Bengal MCH	2,02,067	RT-PCR	29-Mar
5	School of Tropical Medicine	1,37,373	RT-PCR	01-Apr
6	Apollo Hospital	24,953	RT-PCR	06-Apr
7	Tata Medical Centre	14,048	RT-PCR	06-Apr
8	Malda MCH	1,34,677	RT-PCR	08-Apr
9	Dr. Lal Pathlab	1,34,762	RT-PCR	17-Apr
10	Command Hospital	19,568	RT-PCR	17-Apr
11	CNCI	13,136	RT-PCR	22-Apr
12	RG Kar MCH	1,42,389	RT-PCR	24-Apr
13	SURAKSHA	82,741	RT-PCR	24-Apr
14	Murshidabad MCH	1,01,790	RT-PCR	26-Apr
15	Peerless	31,380	RT-PCR	30-Apr
16	Burdwan MCH	1,02,285	RT-PCR	06-May
17	MCH Kolkata	64,096	RT-PCR	08-May
18	NRS MCH	68,902	RT-PCR	12-May
19	Sanaka Hospitals	78,672	RT-PCR	12-May
20	Medica Hospital	74,487	RT-PCR	15-May
21	Bankura MCH	86,328	RT-PCR	22-May
22	Suri DH	71,449	RT-PCR	22-May
23	Coochbehar GMCH	64,947	RT-PCR	06-Jun
24	COMJNM Kalyani	91,636	RT-PCR	10-Jun
25	Desun Hospital	3,024	RT-PCR	17-Jun
26	RN Tagore Hospital	13,157	RT-PCR	24-Jun
27	Raigunj MCH	48,021	RT-PCR	26-Jun
28	Jagannath Gupta Institute of Medical Sciences	2,316	RT-PCR	06-Jul
29	ESI-Postgraduate Institute of Medical Science and Research	4,515	RT-PCR	16-Jul
30	Remedy Lifecare, Kolkata	5,011	RT-PCR	21-Jul
31	AMRI Dhakuria	22,681	RT-PCR	19-May
32	Rampurhat MCH	36,840	RT-PCR	19-May
33	CNMCH	29,956	RT-PCR	20-May
34	DH GMCH	48,455	RT-PCR	20-May
35	COMSDH	26,534	RT-PCR	27-May
36	Purulia Govt. MCH	41,942	RT-PCR	03-Jun
37	SRL Lab	32,594	RT-PCR	18-Jun
38	Probe diagnostics	5,932	RT-PCR	14-Aug
39	Pulse Diagnostics	8,986	RT-PCR	12-Sept
40	RB Diagnostic Kolkata	6,422	RT-PCR	20-Sept
41	Purba Medinipur DH	4,187	RT-PCR	24-Sept
42	B.P. Poddar Hospital & Medical Research Ltd	121	RT-PCR	27-Oct
43	Swastik Clinic & Seva Sadan Pvt. Ltd., Birbhum	17	RT-PCR	27-Oct
44	Repromed Diagnostic Ltd	1,084	RT-PCR	24-Sept
45	AMRI Salt Lake	8,438	CBNAAT	01-May
46	CMRI	6,996	CBNAAT	13-May
47	Asansol DH	1,744	TRUENAT	19-May

Note: Average tests per CBNAAT and TRUENAT machines are 32 per day and 16 per day respectively



Department of Health & Family Welfare Govt. of West Bengal

WEST BENGAL COVID-19 HEALTH BULLETIN – 1st NOVEMBER 2020

IX

DETAILS OF TESTING LABS

S. No.	Name of Testing Lab	Samples Tested	Method of Testing	Functional WEF
48	Jhargram DH	1,926	TRUENAT	19-May
49	Falakata SSH	3,203	TRUENAT	20-May
50	Balurghat DH	1,985	TRUENAT	22-May
51	Serampore DH	1,083	TRUENAT	25-May
52	Uluberia SSH	1,444	TRUENAT	27-May
53	Jangipur SDH	1,282	TRUENAT	27-May
54	Egra SDH	524	TRUENAT	27-May
55	MR Bangur Hospital	398	TRUENAT	28-May
56	Chanchal SDH	365	TRUENAT	28-May
57	Biswa Bangla Krirangan COVID Hospital	56,066	TRUENAT	31-May
58	Woodlands	3,390	CBNAAT	11-Jun
59	Alipurduar DH	1,542	TRUENAT	16-Jun
60	Basirhat DH	300	TRUENAT	19-Jun
61	Anandaloke Sonoscan, Siliguri	2,319	TRUENAT	27-Jun
62	Gangarampur SDH	877	CBNAAT	16-Jul
63	Contai SDH	286	TRUENAT	20-Jul
64	ILS hospital	1,142	TRUENAT	25-Jul
65	Uttar Latabari DH	87	TRUENAT	04-Aug
66	Nandigram SSH/DH	707	TRUENAT	04-Aug
67	Panskura Hospital	245	TRUENAT	06-Aug
68	Chittaranjan Seva Sadan Hospital	1,329	TRUENAT	10-Aug
69	Dr. PK Saha Hospital, Coochbihar	1,704	TRUENAT	11-Aug
70	Salt Lake SDH	450	TRUENAT	13-Aug
71	Charnock Hospital	1,560	TRUENAT	14-Aug
72	Gabberia SGH	78	TRUENAT	15-Aug
73	Spandan Disgnostic Center	3,356	TRUENAT	16-Aug
74	Kakdwip SSH	103	TRUENAT	17-Aug
75	Mal SSH	50	TRUENAT	18-Aug
76	Howrah DH	107	TRUENAT	21-Aug
77	Sagardighi SSH	84	TRUENAT	2-Sept
78	Domkal SSH	113	TRUENAT	6-Sept
79	Udaynarayanpur SGH Howrah	23	TRUENAT	7- Sept
80	GD Hospital & Diabetes Institute, Howrah	422	CBNAAT	8-Sept
81	Nightingale Diagnostic & Medicare Centre	587	TRUENAT	12-Sept
82	Bhagirathi Neotia Woman * Child Care Centre	99	CBNAAT	16-Sept
83	Krishnanagar DTC	3	TRUENAT	29-Sept
84	Mission Hospital, Durgapur	1,409	TRUENAT	29-Sept
85	Medinova, Kolkata	685	TRUENAT	1-Oct
86	Specialist Clinic & Diagnostic, Barasat	365	TRUENAT	1-Oct
87	MSS Bansal Medical, Kolkata	914	TRUENAT	2-Oct
88	TLJ, SGH, Howrah	10	TRUENAT	2-Oct
89	Narayan Memorial Hospital, Kolkata	88	TRUENAT	2-Oct
90	Kalimpong DH	165	TRUENAT	6-Oct
91	Mirik BPHC, Darjeeling	29	TRUENAT	9-Oct
92	Barjore SSH, Bankura	38	TRUENAT	11-Oct
93	Darjeeling DH	41	TRUENAT	11-Oct
94	Metropolis Kolkata	10	TRUENAT	14-Oct
95	Antigen Test done within the State	18,67,706	-	-
96	Samples Tested in Labs Outside the State	94,580	RT-PCR	-
	TOTAL	46,00,882		

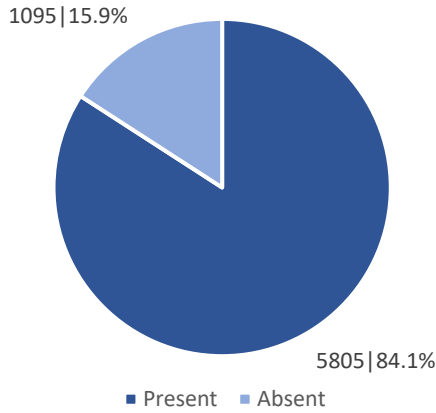
Note: Average tests per CBNAAT and TRUENAT machines are 32 per day and 16 per day respectively



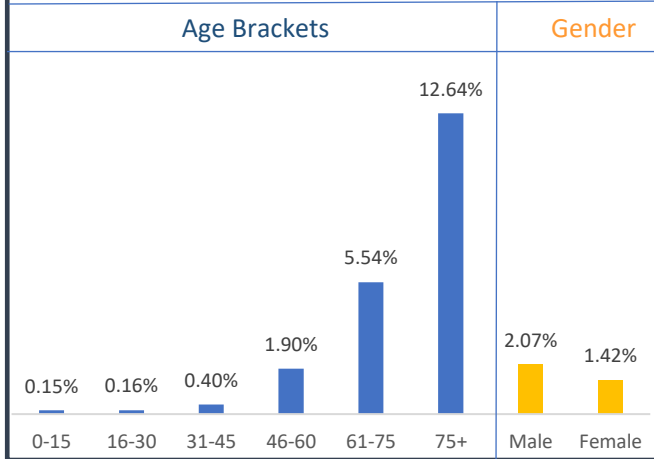
WEST BENGAL COVID-19 HEALTH BULLETIN – 1st NOVEMBER 2020

X

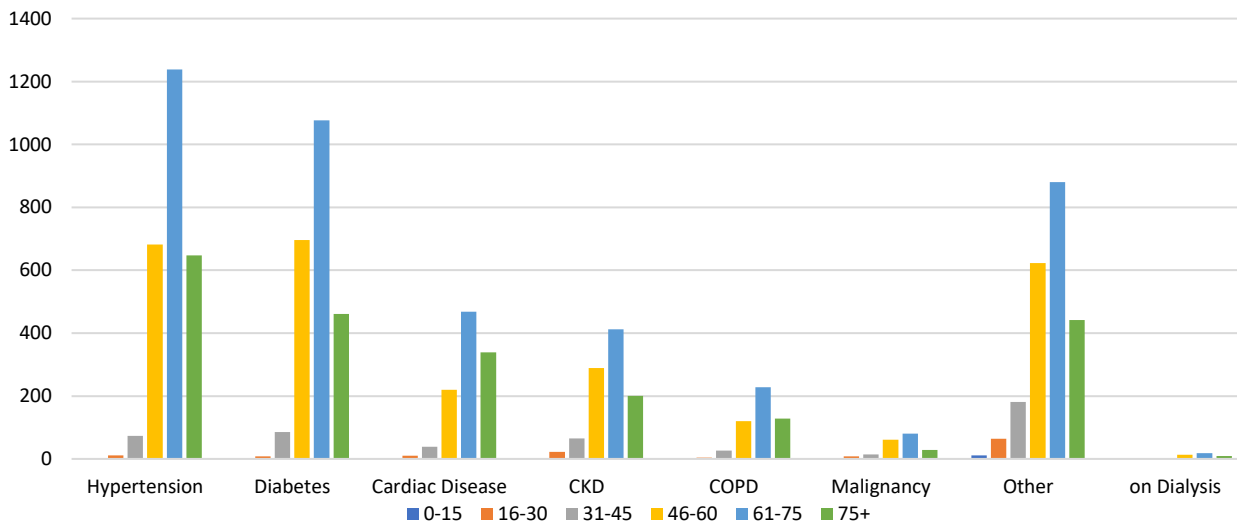
Comorbidity Status in Deceased Cases (n=6,900)



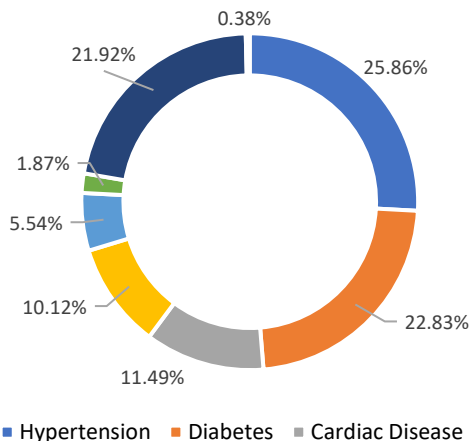
Fatality Rate in Respective Age Brackets & Gender Group



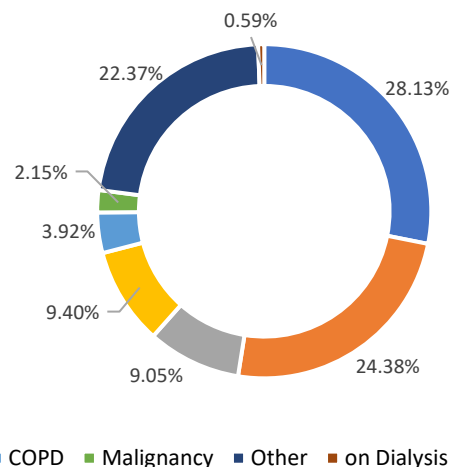
Age Group Wise Comorbidities Among Deceased



Share of Comorbidities in Male



Share of Comorbidities in Female



FATALITY ANALYSIS



Department of Health & Family Welfare Govt. of West Bengal

WEST BENGAL COVID-19 HEALTH BULLETIN – 1st NOVEMBER 2020

XI

EQUIPMENT SUPPLY

S. No	Equipment	Ordered by State Govt.	Received Yesterday	Total Received by State Govt.	Order Pending
1	PPEs	29.10 L	5,000	24.81 L	4.29 L
2	N95/FFP2 Masks	36.20 L	10,000	25.87 L	10.33 L
3	Regular Masks	74.50 L	50,000	69.85 L	4.65 L
4	Hand Sanitizers (In Ltrs.)	3.11 L	500	3,06,500	4,500
5	Gloves	64.50 L	30,000	59.40 L	5.10 L
6	Thermal Guns	20,000	NIL	20,000	NIL

XII

DEDICATED COVID-19 HELPLINE (24 X 7)

1. Dedicated COVID-19 Helpline : **1800 313 444 222**
2. Direct Telemedicine Line : **033 23576001**
3. Ambulance Service : **033 40902929**
4. COVID Telemedicine App "[Covid Telemedicine WB](#)" on Google Play Store
 - These services include allocation of beds in Govt. hospitals and Safe Homes
 - Telemedicine for citizens at large and those in home isolation
 - Ambulance service includes guidance and provision of Govt. ambulance
5. Tele-Psychological counselling services have started since August 1st, 2020.

General Queries			
1	A	Total Queries addressed in last 24 hours	3,139
	B	Total Queries addressed till 31 st October	13,60,022
Telemedicine			
2	A	Total consultations given in last 24 hours	3,583
	B	Total consultations given till 31 st October	3,96,047
Ambulance Services			
3	A	Ambulances assigned in last 24 hours	483
	B	Total calls received in last 24 hours	493
Tele-Psychological Counselling			
4	A	Counselling given in last 24 hours	1,092
	B	Counselling given till 31 st October	1,17,016

State Government Interventions :

- Status of availability of beds for COVID positive patients in government and private hospitals is available at Health & FW Department's website: www.wbhealth.gov.in
- Safe Homes : An initiative by the Government of West Bengal for care and treatment of asymptomatic/mild symptomatic COVID patients for whom home isolation is not possible /advisable
- As per State Government advisory Satellite Health Facilities are being developed by private hospitals in close vicinity of their hospitals as separate health facility for treatment of asymptomatic/mild symptomatic COVID patients. This intervention is expected to free beds in the hospitals for serious patients.

All the guidelines and orders relating to Covid-19 are posted on www.wbhealth.gov.in

You can follow us on :

Facebook at: <https://www.facebook.com/wbdhfw/>

Twitter at: <https://twitter.com/wbdhfw>