



# Department of Health & Family Welfare Govt. of West Bengal

## WEST BENGAL COVID-19 HEALTH BULLETIN – 1<sup>st</sup> MAY 2021

**Active COVID-19 Cases as on 1<sup>st</sup> May: 1,16,659**

S. No	Subject	Number
1	Total COVID-19 Cases till 30 <sup>th</sup> April	8,28,366
2	New COVID-19 Cases on 1 <sup>st</sup> May	17,512
<b>3</b>	<b>Total COVID-19 Cases till 1<sup>st</sup> May (1+2)</b>	<b>8,45,878</b>
4	Total Discharged	7,17,772 (+14,374)
5	Total Deaths as on 1 <sup>st</sup> May*	11,447 (+103)
<b>6</b>	<b>Active COVID-19 Cases as on 1<sup>st</sup> May</b>	<b>1,16,659 (+3,035)</b>
7	Discharge Rate (4/3)	84.86%

*Note: All figures updated till 9AM, 1<sup>st</sup> May*

*#Daily increase/decrease with respect to previous day is shown as (+/-)*

*\*Complete analysis can be referred from Section X, (Page no. 5)*

S. No	Subject	Number
1	Samples Tested till 30 <sup>th</sup> April	1,04,32,553
2	Samples Tested on 1 <sup>st</sup> May	56,297
<b>3</b>	<b>Total Number of Samples Tested till 1<sup>st</sup> May (1+2)</b>	<b>1,04,88,850</b>
4	Tests per Million population	1,16,543
5	% of Positive Cases out of Samples Tested	8.06%
6	Total Testing Laboratories*	112
7	Testing Laboratories added this week	0
8	Testing Laboratories pending approval	1

*\*Detailed breakup of these laboratories is given on Page 4 and Page 5*

S. No	Subject	Number
1	Total Number of Hospitals dedicated for treating COVID-19	140
2	Total Number of Govt. Hospitals dedicated for treating COVID-19	105
3	Total Number of Pvt. Hospitals requisitioned for treating COVID-19	35
4	Total Number of earmarked COVID-19 Beds	13,227
5	% Occupancy in COVID Beds	46.54%
6	Total ICU/HDU Beds in the COVID Hospitals	1,838
7	Total Number of Ventilators in the COVID Hospitals	1,283

Home Quarantine		
1	Total Home Quarantined People	26,01,577
2	Total number of people currently in Home Quarantine	42,117
3	Total number of people released from Home Quarantine	25,59,460
Safe Homes		
1	Total Number of Safe Homes	200
2	Total Number of Beds in Safe Homes	11,507
3	Total Number of Patients in Safe Homes currently	1,397



# Department of Health & Family Welfare Govt. of West Bengal

## WEST BENGAL COVID-19 HEALTH BULLETIN – 1<sup>st</sup> MAY 2021

V

DISTRICT SNAPSHOT#

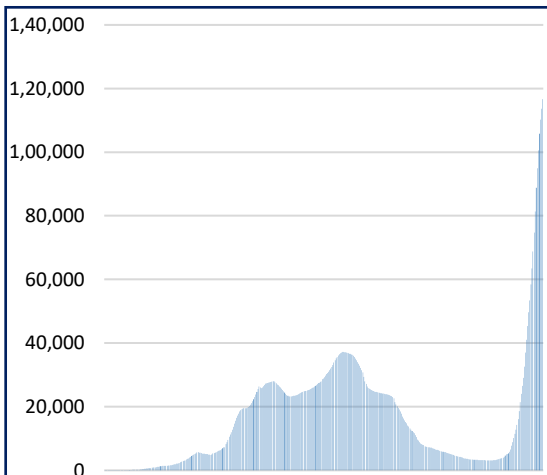
1	2	3	4	5	6 = 3-4-5	7
S. No	District	Total Cases	Total Discharged	Total Deaths	Total Active Cases	Last Reported Case
1	Alipurduar	8,505 <sup>+52</sup>	7,943 <sup>+42</sup>	87	475 <sup>+10</sup>	30- Apr
2	Coochbehar	13,852 <sup>+181</sup>	12,707 <sup>+114</sup>	73	1,072 <sup>+67</sup>	30- Apr
3	Darjeeling	24,253 <sup>+567</sup>	21,220 <sup>+315</sup>	231 <sup>+4</sup>	2,802 <sup>+248</sup>	30- Apr
4	Kalimpong	2,787 <sup>+54</sup>	2,426 <sup>+26</sup>	29 <sup>+1</sup>	332 <sup>+27</sup>	30- Apr
5	Jalpaiguri	17,942 <sup>+274</sup>	16,271 <sup>+155</sup>	195 <sup>+4</sup>	1,476 <sup>+115</sup>	30- Apr
6	Uttar Dinajpur	10,190 <sup>+320</sup>	8,195 <sup>+135</sup>	91 <sup>+6</sup>	1,904 <sup>+179</sup>	30- Apr
7	Dakshin Dinajpur	9,912 <sup>+107</sup>	8,933 <sup>+91</sup>	81	898 <sup>+16</sup>	30- Apr
8	Malda	22,337 <sup>+471</sup>	18,096 <sup>+464</sup>	158 <sup>+4</sup>	4,083 <sup>+3</sup>	30- Apr
9	Murshidabad	21,041 <sup>+445</sup>	17,242 <sup>+427</sup>	180 <sup>+3</sup>	3,619 <sup>+15</sup>	30- Apr
10	Nadia	32,560 <sup>+848</sup>	27,341 <sup>+435</sup>	343 <sup>+3</sup>	4,876 <sup>+410</sup>	30- Apr
11	Birbhum	22,978 <sup>+637</sup>	17,938 <sup>+613</sup>	124 <sup>+3</sup>	4,916 <sup>+21</sup>	30- Apr
12	Purulia	13,778 <sup>+295</sup>	10,532 <sup>+338</sup>	65 <sup>+1</sup>	3,181 <sup>-44</sup>	30- Apr
13	Bankura	15,810 <sup>+342</sup>	13,677 <sup>+207</sup>	106 <sup>+3</sup>	2,027 <sup>+132</sup>	30- Apr
14	Jhargram	3,772 <sup>+74</sup>	3,288 <sup>+37</sup>	23	461 <sup>+37</sup>	30- Apr
15	Paschim Medinipur	23,299 <sup>+268</sup>	21,612 <sup>+348</sup>	330 <sup>+2</sup>	1,357 <sup>-82</sup>	30- Apr
16	Purba Medinipur	27,778 <sup>+645</sup>	23,734 <sup>+350</sup>	299 <sup>+8</sup>	3,745 <sup>+287</sup>	30- Apr
17	Purba Bardhaman	19,893 <sup>+423</sup>	16,173 <sup>+368</sup>	110 <sup>+1</sup>	3,610 <sup>+54</sup>	30- Apr
18	Paschim Bardhaman	29,980 <sup>+874</sup>	23,208 <sup>+743</sup>	196 <sup>+2</sup>	6,576 <sup>+129</sup>	30- Apr
19	Howrah	52,085 <sup>+964</sup>	44,232 <sup>+785</sup>	1,128 <sup>+5</sup>	6,725 <sup>+174</sup>	30- Apr
20	Hooghly	42,725 <sup>+860</sup>	36,465 <sup>+716</sup>	560 <sup>+3</sup>	5,700 <sup>+141</sup>	30- Apr
21	North 24 Parganas	1,81,634 <sup>+3,934</sup>	1,55,855 <sup>+3,412</sup>	2,789 <sup>+26</sup>	22,990 <sup>+496</sup>	30- Apr
22	South 24 Parganas	53,359 <sup>+992</sup>	44,943 <sup>+669</sup>	791 <sup>+5</sup>	7,625 <sup>+318</sup>	30- Apr
23	Kolkata	1,95,342 <sup>+3,885</sup>	1,65,678 <sup>+3,584</sup>	3,455 <sup>+19</sup>	26,209 <sup>+282</sup>	30- Apr
24	Other State	66	63	3	0	6-June
<b>TOTAL</b>		<b>8,45,878<sup>+17,512</sup></b>	<b>7,17,772<sup>+14,374</sup></b>	<b>11,447<sup>+103</sup></b>	<b>1,16,659<sup>+3,035</sup></b>	

#District Wise data is subject to verification and may change

#Daily increase/decrease with respect to previous day is in superscript as +/- (Eg: <sup>+4</sup>)

VI

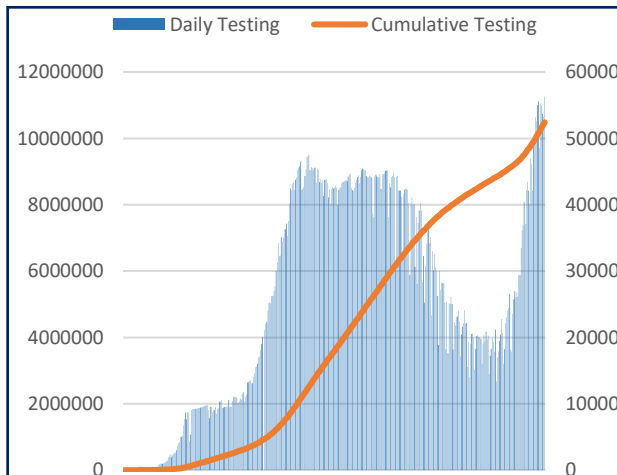
DAILY CUMULATIVE ACTIVE COVID-19 CASES



17<sup>th</sup> March to 1<sup>st</sup> May

VII

SAMPLES TESTED (Daily and Cumulative)



17<sup>th</sup> March to 1<sup>st</sup> May



# Department of Health & Family Welfare Govt. of West Bengal

## WEST BENGAL COVID-19 HEALTH BULLETIN – 1<sup>st</sup> MAY 2021

VIII

UNIT WISE EQUIPMENT SUPPLY (CUMULATIVE)

S. No.	Unit Name	PPE	N95/FFP2	Regular Masks		Gloves	Sanitizer (In ltr.)
				Reusable Mask	Disposable Mask		
1	Alipurduar	17,800	26,250	13,400	1,00,900	89,475	5,092
2	Bankura	46,717	57,116	31,400	66,550	1,57,900	9,061
3	Birbhum	36,150	28,300	32,400	96,050	49,700	6,910
4	Bishnupur HD	15,350	38,449	55,602	32,468	1,66,536	4,000
5	Coochbehar	33,600	29,450	29,200	1,36,375	89,109	6,449
6	Dakshin Dinajpur	20,400	19,650	21,500	1,21,600	1,08,700	5,280
7	Darjeeling	90,411	95,347	22,900	3,44,239	2,54,975	3,656
8	Diamond Harbour HD	52,726	56,013	33,267	1,85,720	1,92,465	9,750
9	Hooghly	82,150	69,983	59,497	3,95,100	46,782	18,211
10	Howrah	1,25,265	91,432	66,580	4,10,165	27,842	11,339
11	Jalpaiguri	34,800	41,754	45,550	1,51,038	2,80,550	8,318
12	Jhargram	19,715	16,520	24,890	69,100	1,32,000	5,468
13	Kalimpong	21,150	23,245	19,800	1,31,992	1,62,649	4,884
14	Malda	26,100	23,200	26,000	87,100	97,700	7,151
15	Murshidabad	36,594	62,202	56,900	7,89,737	1,15,350	5,867
16	Nadia	72,470	55,389	37,100	1,49,050	1,84,300	11,481
17	North 24 Parganas	1,12,000	1,02,594	44,140	9,36,465	3,00,000	11,675
18	Basirhat HD	44,320	59,020	35,636	1,74,000	2,61,150	7,094
19	Paschim Bardhaman	37,850	35,100	17,780	1,21,000	1,21,900	2,257
20	Paschim Medinipur	42,226	61,566	49,858	2,68,357	1,72,335	7,885
21	Purba Bardhaman	65,800	60,100	27,100	1,36,550	1,58,800	11,064
22	Purba Medinipur	54,550	52,030	33,220	4,24,050	74,532	20,481
23	Nandigram HD	18,750	38,026	30,640	1,21,050	1,01,000	8,244
24	Purulia	50,450	36,245	52,700	1,48,550	1,21,700	7,421
25	Rampurhat HD	24,150	29,000	30,300	62,050	76,650	5,637
26	South 24 Parganas	57,450	41,498	88,488	3,32,050	1,41,395	7,084
27	Uttar Dinajpur	35,750	43,550	68,314	2,01,900	3,18,500	9,246
28	Bankura S MC&H	21,415	55,773	10,200	1,99,384	2,94,296	7,428
29	Coochbehar MC&H	13,800	14,900	14,600	58,700	2,71,000	3,442
30	NB MC&H	40,350	1,03,500	20,000	2,24,200	2,46,500	8,390
31	Diamond Harbour MC&H	14,089	32,255	10,100	1,47,750	1,83,050	5,503
32	Malda MC&H	18,800	86,900	13,100	1,88,500	2,58,500	7,708
33	Murshidabad MC&H	31,848	96,364	16,601	1,80,950	72,600	8,390
34	Bardhaman MC&H	23,900	35,377	17,500	1,21,281	3,32,000	6,329
35	Medinipur MC&H	56,400	89,015	38,595	63,350	2,12,595	5,345
36	Purulia MC&H	13,300	24,108	51,600	49,300	1,66,548	12,715
37	Rampurhat MC&H	21,400	40,232	17,600	40,000	88,500	10,048
38	Raiganj MC&H	14,100	13,059	13,100	56,500	87,000	2,246
39	JNM MC&H	93,600	1,47,600	24,000	1,87,000	2,90,500	4,000
40	Sagar Dutta MC&H	93,600	1,47,600	17,600	1,87,000	2,90,500	4,000
41	ID & BG Hospital	57,000	81,500	29,000	1,01,100	1,49,000	4,950
42	RG Kar MCH	40,850	76,822	15,800	3,01,050	80,728	8,664
43	NRS MCH	69,922	1,23,519	32,729	2,15,550	2,93,700	7,276
44	IPGMER & SSKMH	98,900	1,33,800	68,500	47,049	4,99,500	18,167
45	Medical College, Kolkata	1,87,142	1,92,649	22,577	53,528	43,500	10,732
46	CNMCH	52,350	55,500	23,150	1,33,500	2,69,700	3,672
47	Other Govt Dept/Institutions	6,13,937	8,96,504	4,22,532	13,16,040	17,29,678	1,14,209
48	Stock in hand-In Transit	1,60,865	15,35,034	5,14,313	5,05,270	5,09,820	32,569
<b>TOTAL</b>		<b>30,12,262</b>	<b>52,75,040</b>	<b>24,47,359</b>	<b>1,05,70,208</b>	<b>1,03,73,210</b>	<b>5,06,789</b>

\*In addition to State supply, local procurement is also done.



# Department of Health & Family Welfare Govt. of West Bengal

## WEST BENGAL COVID-19 HEALTH BULLETIN – 1<sup>st</sup> MAY 2021

IX

DETAILS OF TESTING LABS

S. No.	Name of Testing Lab	Samples Tested	Method of Testing	Functional WEF
1	NICED	2,39,960	RT-PCR	Since Beginning
2	SSKM	3,31,890	RT-PCR	17-Mar
3	Medinipur MCH	1,71,544	RT-PCR	24-Mar
4	North Bengal MCH	3,90,213	RT-PCR	29-Mar
5	School of Tropical Medicine	2,48,949	RT-PCR	01-Apr
6	Apollo Hospital	63,170	RT-PCR	06-Apr
7	Tata Medical Centre	23,106	RT-PCR	06-Apr
8	Malda MCH	2,86,982	RT-PCR	08-Apr
9	Dr. Lal Pathlab	2,93,018	RT-PCR	17-Apr
10	Command Hospital	37,677	RT-PCR	17-Apr
11	CNCI	28,478	RT-PCR	22-Apr
12	RG Kar MCH	2,85,927	RT-PCR	24-Apr
13	SURAKSHA	1,59,193	RT-PCR	24-Apr
14	Murshidabad MCH	2,21,035	RT-PCR	26-Apr
15	Peerless	76,203	RT-PCR	30-Apr
16	Burdwan MCH	2,13,310	RT-PCR	06-May
17	MCH Kolkata	1,16,262	RT-PCR	08-May
18	NRS MCH	1,52,994	RT-PCR	12-May
19	Sanaka Hospitals	1,24,702	RT-PCR	12-May
20	Medica Hospital	1,36,504	RT-PCR	15-May
21	Bankura MCH	1,87,152	RT-PCR	22-May
22	Suri DH	1,49,703	RT-PCR	22-May
23	Coochbehar GMCH	1,98,016	RT-PCR	06-Jun
24	COMJNM Kalyani	1,94,093	RT-PCR	10-Jun
25	Desun Hospital	8,370	RT-PCR	17-Jun
26	RN Tagore Hospital	44,429	RT-PCR	24-Jun
27	Raigunj MCH	92,752	RT-PCR	26-Jun
28	Jagannath Gupta Institute of Medical Sciences	6,074	RT-PCR	06-Jul
29	ESI-Postgraduate Institute of Medical Science and Research	13,498	RT-PCR	16-Jul
30	Remedy Lifecare, Kolkata	15,230	RT-PCR	21-Jul
31	AMRI Dhakuria	56,745	RT-PCR	19-May
32	Rampurhat MCH	1,00,272	RT-PCR	19-May
33	CNMCH	88,090	RT-PCR	20-May
34	DH GMCH	1,96,127	RT-PCR	20-May
35	COMSDH	65,975	RT-PCR	27-May
36	Purulia Govt. MCH	1,13,866	RT-PCR	03-Jun
37	SRL Lab	1,79,678	RT-PCR	18-Jun
38	Probe diagnostics	51,163	RT-PCR	14-Aug
39	Pulse Diagnostics	70,124	RT-PCR	12-Sept
40	RB Diagnostic Kolkata	78,341	RT-PCR	20-Sept
41	Purba Medinipur DH	36,362	RT-PCR	24-Sept
42	B.P. Poddar Hospital & Medical Research Ltd	2,892	RT-PCR	27-Oct
43	Swastik Clinic & Seva Sadan Pvt. Ltd., Birbhum	606	RT-PCR	27-Oct
44	Repromed Diagnostic Ltd	21,246	RT-PCR	24-Sept
45	Gouri Devi Institute of Medical Sciences and Hospital	3,122	RT-PCR	7-Nov
46	IQ City Medical College Durgapur	6,798	RT-PCR	4-Dec
47	Imambara DH, Hooghly	35,139	RT-PCR	15-Dec
48	Saroj Gupta Cancer Center & Research Institute	3,559	RT-PCR	23-Dec
49	Lasco Medicare Pvt. Ltd. Howrah	3,433	RT-PCR	5-Jan
50	Icare Institute of Medical Sciences and Research	1,119	RT-PCR	25-Jan
51	Sanjiban Hospital, Howrah	2,562	RT-PCR	23-Feb
52	GCC DNA Diagnostic Lab	141	RT-PCR	22-Apr
53	AMRI Salt Lake	18,758	CBNAAT	01-May
54	CMRI	18,851	CBNAAT	13-May
55	Asansol DH	6,882	TRUENAT	19-May
56	Jhargram DH	2,675	TRUENAT	19-May
57	Falakata SSH	3,870	TRUENAT	20-May

Note: Average tests per CBNAAT and TRUENAT machines are 32 per day and 16 per day respectively



# Department of Health & Family Welfare Govt. of West Bengal

## WEST BENGAL COVID-19 HEALTH BULLETIN – 1<sup>st</sup> MAY 2021

IX

DETAILS OF TESTING LABS

S. No.	Name of Testing Lab	Samples Tested	Method of Testing	Functional WEF
58	Balurghat DH	2,603	TRUENAT	22-May
59	Serampore DH	1,187	TRUENAT	25-May
60	Uluberia SSH	1,894	TRUENAT	27-May
61	Jangipur SDH	1,685	TRUENAT	27-May
62	Egra SDH	664	TRUENAT	27-May
63	MR Bangur Hospital	415	TRUENAT	28-May
64	Chanchal SDH	557	TRUENAT	28-May
65	Biswa Bangla Krirangan COVID Hospital	93,336	TRUENAT	31-May
66	Woodlands	10,804	CBNAAT	11-Jun
67	Alipurduar DH	1,542	TRUENAT	16-Jun
68	Basirhat DH	355	TRUENAT	19-Jun
69	Anandaloke Sonoscan, Siliguri	8,668	TRUENAT	27-Jun
70	Gangarampur SDH	1,247	CBNAAT	16-Jul
71	Contai SDH	1,891	TRUENAT	20-Jul
72	ILS hospital	2,337	TRUENAT	25-Jul
73	Uttar Latabari DH	169	TRUENAT	04-Aug
74	Nandigram SSH/DH	792	TRUENAT	04-Aug
75	Panskura Hospital	436	TRUENAT	06-Aug
76	Chittaranjan Seva Sadan Hospital	1,713	TRUENAT	10-Aug
77	Dr. PK Saha Hospital, Coochbihar	4,753	TRUENAT	11-Aug
78	Salt Lake SDH	846	TRUENAT	13-Aug
79	Charnock Hospital	6,873	TRUENAT	14-Aug
80	Gabberia SGH	269	TRUENAT	15-Aug
81	Spandan Disgnostic Center	10,225	TRUENAT	16-Aug
82	Kakdwip SSH	277	TRUENAT	17-Aug
83	Mal SSH	197	TRUENAT	18-Aug
84	Howrah DH	179	TRUENAT	21-Aug
85	Sagardighi SSH	563	TRUENAT	2-Sept
86	Domkal SSH	164	TRUENAT	6-Sept
87	Udaynarayanpur SGH Howrah	53	TRUENAT	7- Sept
88	GD Hospital & Diabetes Institute, Howrah	1,905	CBNAAT	8-Sept
89	Nightingale Diagnostic & Medicare Centre	4,561	TRUENAT	12-Sept
90	Bhagirathi Neotia Woman * Child Care Centre	674	CBNAAT	16-Sept
91	Krishnanagar DTC	171	TRUENAT	29-Sept
92	Mission Hospital, Durgapur	11,718	TRUENAT	29-Sept
93	Medinova, Kolkata	4,022	TRUENAT	1-Oct
94	MSS Bansal Medical, Kolkata	9,857	TRUENAT	2-Oct
95	TLJ, SGH, Howrah	282	TRUENAT	2-Oct
96	Narayan Memorial Hospital, Kolkata	576	TRUENAT	2-Oct
97	Kalimpong DH	346	TRUENAT	6-Oct
98	Mirik BPHC, Darjeeling	136	TRUENAT	9-Oct
99	Barjore SSH, Bankura	354	TRUENAT	11-Oct
100	Darjeeling DH	262	TRUENAT	11-Oct
101	Metropolis Kolkata	43,653	TRUENAT	14-Oct
102	Laboratory Services, Healthworld Hospitals, Durgapur	3,684	TRUENAT	4-Dec
103	Neotia Getwel Healthcare Centre, Siliguri	632	CBNAAT	9-Jan
104	Arogya Niketan Nursing Home	1,195	TRUENAT	16-Jan
105	Ruby General Hospital	1,231	CBNAAT	20-Jan
106	Cliniperfect Polyclinic and Diagnostics	614	TRUENAT	23-Feb
107	10 Air Force Hospital, Hasimara	634	TRUENAT	23-Apr
108	4 Air Force Hospital, Midnapore	847	TRUENAT	23-Apr
109	164 Military Hospital, Binnaguri	1,316	TRUENAT	23-Apr
110	Central Hospital, SE Railway, Kolkata	437	CBNAAT	23-Apr
111	Zenith super speciality hospital	108	TRUENAT	23-Apr
112	Alipurduar Railway Hospital	1,968	TRUENAT	23-Apr
113	Antigen Test done within the State	42,88,011	-	-
114	Samples Tested in Labs Outside the State	2,74,132	RT-PCR	-
	<b>TOTAL</b>	<b>1,04,88,850</b>		

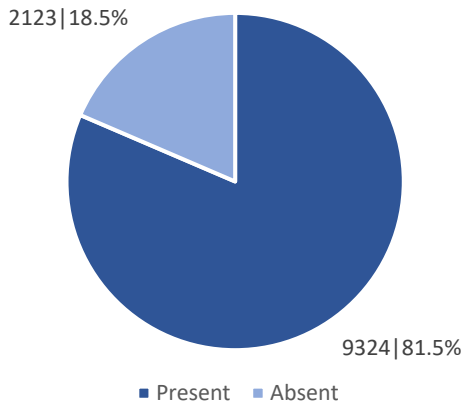
Note: Average tests per CBNAAT and TRUENAT machines are 32 per day and 16 per day respectively



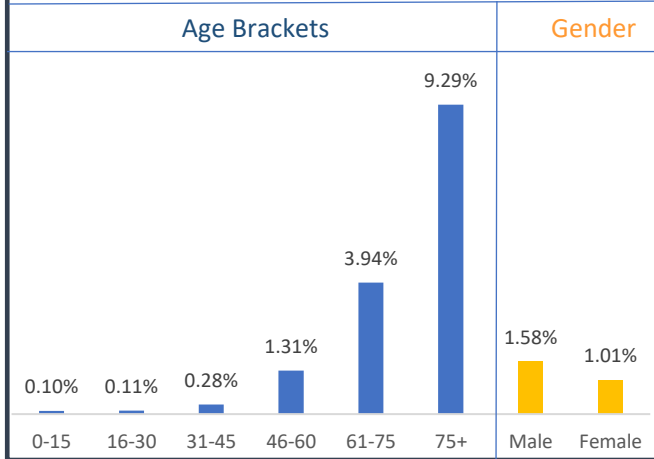
WEST BENGAL COVID-19 HEALTH BULLETIN – 1<sup>st</sup> MAY 2021

X

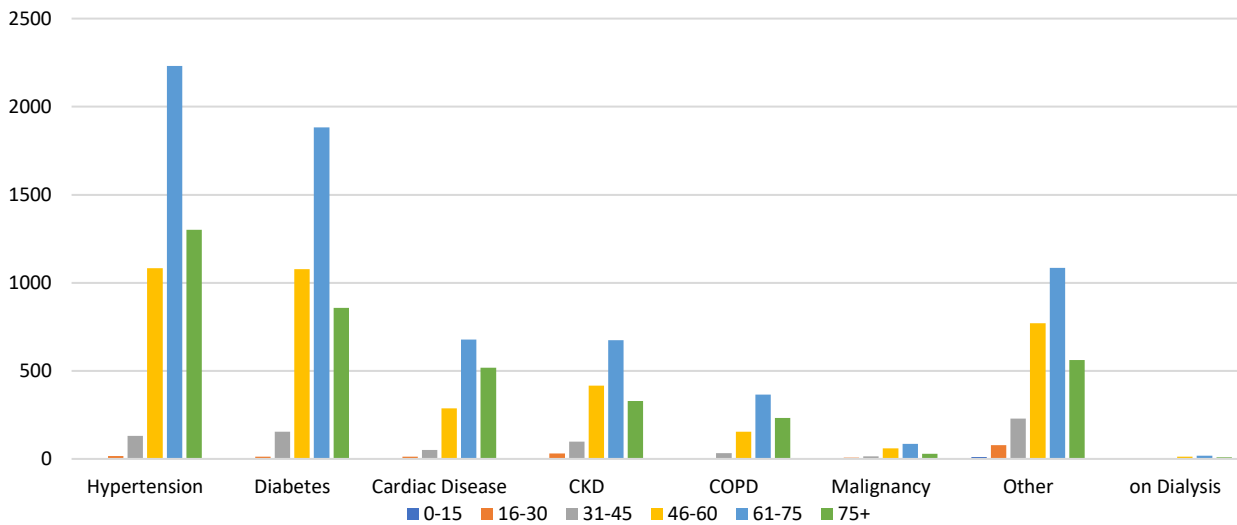
**Comorbidity Status in Deceased Cases (n=11,447)**



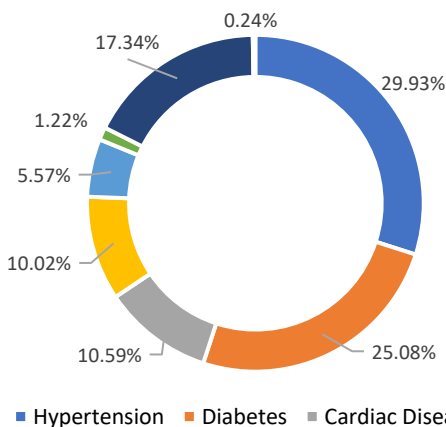
**Fatality Rate in Respective Age Brackets & Gender Group**



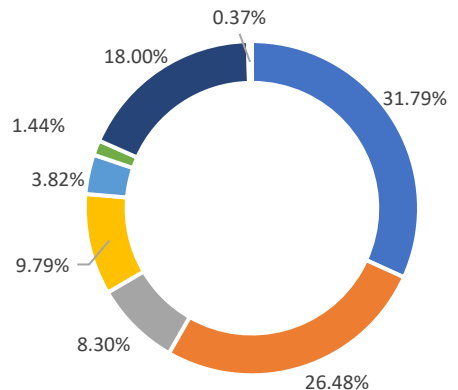
**Age Group Wise Comorbidities Among Deceased**



**Share of Comorbidities in Male**



**Share of Comorbidities in Female**



FATALITY ANALYSIS



# Department of Health & Family Welfare Govt. of West Bengal

## WEST BENGAL COVID-19 HEALTH BULLETIN – 1<sup>st</sup> MAY 2021

**XI**
**EQUIPMENT SUPPLY**

S. No	Equipment	Ordered by State Govt.	Received Yesterday	Total Received by State Govt.	Order Pending
1	PPEs	32.10 L	2,000	29.41 L	2.69 L
2	N95/FFP2 Masks	54.20 L	10,000	51.79 L	2.41 L
3	Regular Masks	123.84 L	20,000	109.90 L	13.94 L
4	Hand Sanitizers (In Ltrs.)	5.01 L	1,000	4.89 L	0.12 L
5	Gloves	125.00 L	20,000	100.60 L	24.40 L
6	Thermal Guns	20,000	NIL	20,000	NIL

**XII**
**DEDICATED COVID-19 HELPLINE (24 X 7)**

1. Dedicated COVID-19 Helpline : **1800 313 444 222**
2. Direct Telemedicine Line : **033 23576001**
3. Ambulance Service : **033 40902929**
4. COVID Telemedicine App "[Covid Telemedicine WB](#)" on Google Play Store
  - These services include allocation of beds in Govt. hospitals and Safe Homes
  - Telemedicine for citizens at large and those in home isolation
  - Ambulance service includes guidance and provision of Govt. ambulance
5. Tele-Psychological counselling services have started since August 1<sup>st</sup>, 2020.

### General Queries

1	A	Total Queries addressed in last 24 hours	4,579
	B	Total Queries addressed till 30 <sup>th</sup> April	16,51,296

### Telemedicine

2	A	Total consultations given in last 24 hours	2,763
	B	Total consultations given till 30 <sup>th</sup> April	6,19,854

### Ambulance Services

3	A	Ambulances assigned in last 24 hours	1,367
	B	Total calls received in last 24 hours	1,367

### Tele-Psychological Counselling

4	A	Counselling given in last 24 hours	1,272
	B	Counselling given till 30 <sup>th</sup> April	3,21,934

### State Government Interventions :

- Status of availability of beds for COVID positive patients in government and private hospitals is available at Health & FW Department's website: [www.wbhealth.gov.in](http://www.wbhealth.gov.in)
- Safe Homes : An initiative by the Government of West Bengal for care and treatment of asymptomatic/mild symptomatic COVID patients for whom home isolation is not possible /advisable
- As per State Government advisory Satellite Health Facilities are being developed by private hospitals in close vicinity of their hospitals as separate health facility for treatment of asymptomatic/mild symptomatic COVID patients. This intervention is expected to free beds in the hospitals for serious patients.

All the guidelines and orders relating to Covid-19 are posted on [www.wbhealth.gov.in](http://www.wbhealth.gov.in)

You can follow us on :

Facebook at: <https://www.facebook.com/wbdhfw/>

Twitter at: <https://twitter.com/wbdhfw>