



# Department of Health & Family Welfare Govt. of West Bengal

## WEST BENGAL COVID-19 HEALTH BULLETIN – 1<sup>st</sup> NOV 2021

### COVID 19 STATUS

S. No	Subject	Number
1	New COVID-19 Cases on 1 <sup>st</sup> Nov	725
2	<b>Total COVID-19 Cases till 1<sup>st</sup> Nov</b>	<b>15,93,633</b>
3	Total Discharged	15,66,338 (+867)
4	Total Deaths as on 1 <sup>st</sup> Nov*	19,149 (+8)
5	<b>Active COVID-19 Cases as on 1<sup>st</sup> Nov</b>	<b>8,146 (-150)</b>
6	Discharge Rate (3/2)	98.29%
7	Fatality Rate (4/2)	1.20%

Note: All figures updated till 9AM, 1<sup>st</sup> Nov

#Daily increase/decrease with respect to previous day is shown as (+/-)

\*Complete analysis can be referred from Section X, (Page no. 5)

### TESTING SNAPSHOT

S. No	Subject	Number
1	Samples Tested on 1 <sup>st</sup> Nov	29,112
2	<b>Total Number of Samples Tested till 1<sup>st</sup> Nov</b>	<b>1,92,57,415</b>
3	<b>Positivity Rate as on 1<sup>st</sup> Nov</b>	<b>2.49%</b>
4	Tests per Million population	2,13,971
5	Total Testing Laboratories*	150
6	RT-PCR/Antigen Test Ratio	58: 42

\*Detailed breakup of these laboratories is given on Page 3 and Page 4

### TREATMENT INFRASTRUCTURE SNAPSHOT

S. No	Subject	Number
1	Total Number of Hospitals dedicated for treating COVID-19	203
2	Total Number of Govt. Hospitals dedicated for treating COVID-19	196
3	Total Number of Pvt. Hospitals requisitioned for treating COVID-19	7
4	Total Number of earmarked COVID-19 Beds	23,947
5	% Occupancy in COVID Beds	2.95%
6	Total ICU/HDU Beds in the COVID Hospitals	2,861
7	Total Number of Safe Homes	200
8	Total Number of Beds in Safe Homes	11,507

### ACTIVE CASES SNAPSHOT

S. No	Subject	Number
1	Total number of people currently in Home Isolation	6,751
2	Total Number of Patients in Hospitals	1,191
3	Total Number of Patients in Safe Homes	204

### VACCINATION STATUS

S. No	Subject	Number
1	Total Number of people vaccinated on 1 <sup>st</sup> Nov	2,92,533
2	First Dose on 1 <sup>st</sup> Nov	2,39,319
3	Second Dose on 1 <sup>st</sup> Nov	53,214
4	Cumulative Vaccination till 1 <sup>st</sup> Nov	7,77,18,080
5	Cumulative Vaccination First Dose	5,61,58,881
6	Cumulative Vaccination Second Dose	2,15,59,199
7	Number of CVC (Common Vaccination Centres)	1,651
8	Cumulative AEFI cases reported	5,079
9	Vaccine wastage	-7%



# Department of Health & Family Welfare Govt. of West Bengal

## WEST BENGAL COVID-19 HEALTH BULLETIN – 1<sup>st</sup> NOV 2021

VI

DISTRICT COVID-19 STATUS#

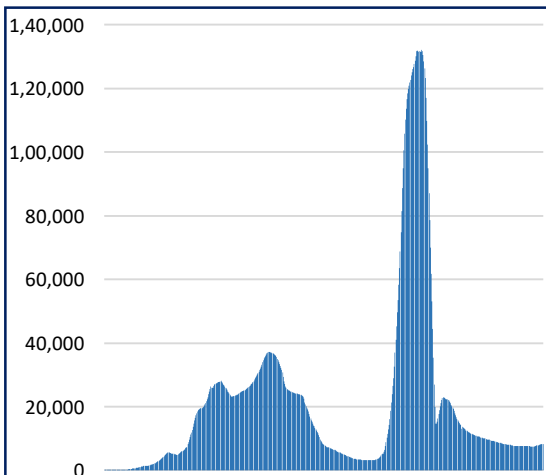
1	2	3	4	5	6 = 3-4-5	7
S. No	District	Total Cases	Total Discharged	Total Deaths	Total Active Cases	Last Reported Case
1	Alipurduar	15,593 <sup>+4</sup>	15,446 <sup>+5</sup>	102	45 <sup>-1</sup>	31-Oct-21
2	Coochbehar	29,285 <sup>+10</sup>	29,072 <sup>+12</sup>	97	116 <sup>-2</sup>	31-Oct-21
3	Darjeeling	57,160 <sup>+17</sup>	56,355 <sup>+29</sup>	539	266 <sup>-12</sup>	31-Oct-21
4	Kalimpong	7,038 <sup>+2</sup>	6,953 <sup>+3</sup>	54	31 <sup>-1</sup>	31-Oct-21
5	Jalpaiguri	41,996 <sup>+14</sup>	41,272 <sup>+16</sup>	572	152 <sup>-2</sup>	31-Oct-21
6	Uttar Dinajpur	19,860 <sup>+2</sup>	19,565 <sup>+6</sup>	239 <sup>+1</sup>	56 <sup>-5</sup>	31-Oct-21
7	Dakshin Dinajpur	17,903 <sup>+14</sup>	17,588 <sup>+15</sup>	170	145 <sup>-1</sup>	31-Oct-21
8	Malda	33,427 <sup>+21</sup>	33,131 <sup>+10</sup>	186	110 <sup>+11</sup>	31-Oct-21
9	Murshidabad	33,995 <sup>+2</sup>	33,611 <sup>+6</sup>	328	56 <sup>-4</sup>	31-Oct-21
10	Nadia	73,364 <sup>+31</sup>	72,098 <sup>+44</sup>	860 <sup>+1</sup>	406 <sup>-14</sup>	31-Oct-21
11	Birbhum	41,204 <sup>+7</sup>	40,746 <sup>+19</sup>	286	172 <sup>-12</sup>	31-Oct-21
12	Purulia	19,420 <sup>+1</sup>	19,285 <sup>+2</sup>	113	22 <sup>-1</sup>	31-Oct-21
13	Bankura	36,329 <sup>+16</sup>	35,860 <sup>+21</sup>	274	195 <sup>-5</sup>	31-Oct-21
14	Jhargram	12,145 <sup>+10</sup>	12,068 <sup>+5</sup>	27	50 <sup>+5</sup>	31-Oct-21
15	Paschim Medinipur	53,612 <sup>+31</sup>	52,847 <sup>+27</sup>	507	258 <sup>+4</sup>	31-Oct-21
16	Purba Medinipur	63,105 <sup>+7</sup>	62,565 <sup>+16</sup>	397	143 <sup>-9</sup>	31-Oct-21
17	Purba Bardhaman	42,024 <sup>+19</sup>	41,611 <sup>+23</sup>	198	215 <sup>-4</sup>	31-Oct-21
18	Paschim Bardhaman	57,795 <sup>+17</sup>	57,209 <sup>+25</sup>	356	230 <sup>-8</sup>	31-Oct-21
19	Howrah	98,831 <sup>+74</sup>	96,637 <sup>+70</sup>	1,524	670 <sup>+4</sup>	31-Oct-21
20	Hooghly	86,348 <sup>+48</sup>	84,719 <sup>+69</sup>	992 <sup>+2</sup>	637 <sup>-23</sup>	31-Oct-21
21	North 24 Parganas	3,29,351 <sup>+94</sup>	3,23,236 <sup>+139</sup>	4,835 <sup>+2</sup>	1,280 <sup>-47</sup>	31-Oct-21
22	South 24 Parganas	1,01,036 <sup>+79</sup>	99,020 <sup>+70</sup>	1,337 <sup>+1</sup>	679 <sup>+8</sup>	31-Oct-21
23	Kolkata	3,22,746 <sup>+205</sup>	3,15,381 <sup>+235</sup>	5,153 <sup>+1</sup>	2,212 <sup>-31</sup>	31-Oct-21
24	Other State	66	63	3	0	6-Jun-20
<b>TOTAL</b>		<b>15,93,633<sup>+725</sup></b>	<b>15,66,338<sup>+867</sup></b>	<b>19,149<sup>+8</sup></b>	<b>8,146<sup>-150</sup></b>	

#District Wise data is subject to verification and may change

#Daily increase/decrease with respect to previous day is in superscript as +/- (Eg: <sup>+4</sup>)

VII

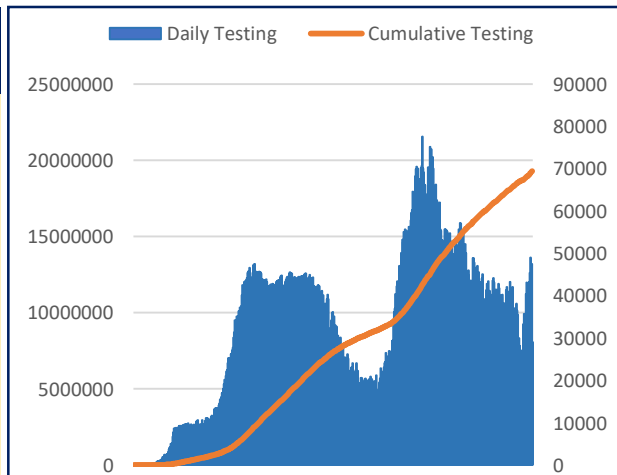
DAILY CUMULATIVE ACTIVE COVID-19 CASES



17th March 2020 to 1<sup>st</sup> Nov 2021

VIII

SAMPLES TESTED (Daily and Cumulative)



17th March 2020 to 1<sup>st</sup> Nov 2021



# Department of Health & Family Welfare Govt. of West Bengal

## WEST BENGAL COVID-19 HEALTH BULLETIN – 1<sup>st</sup> NOV 2021

IX

DETAILS OF TESTING LABS

S. No.	Name of Testing Lab	District	Authority	Samples Tested	Testing Method	Functional WEF
1	NICED	Kolkata	Central Govt	3,34,112	RT-PCR	Since Beginning
2	SSKM	Kolkata	State Govt	5,11,053	RT-PCR	17-Mar-20
3	Medinipur MCH	Paschim Midnapore	State Govt	2,52,540	RT-PCR	24-Mar-20
4	North Bengal MCH	Darjeeling	State Govt	5,80,126	RT-PCR	29-Mar-20
5	School of Tropical Medicine	Kolkata	State Govt	3,46,875	RT-PCR	01-Apr-20
6	Apollo Hospital	North 24 Pargana	PVT	1,04,717	RT-PCR	06-Apr-20
7	Tata Medical Centre	North 24 Pargana	PVT	33,152	RT-PCR	06-Apr-20
8	Malda MCH	Malda	State Govt	4,37,457	RT-PCR	08-Apr-20
9	Dr. Lal Pathlab	North 24 Pargana	PVT	4,91,429	RT-PCR	17-Apr-20
10	Command Hospital	Kolkata	Central Govt	57,728	RT-PCR	17-Apr-20
11	CNCI	Kolkata	Central Govt	43,151	RT-PCR	22-Apr-20
12	RG Kar MCH	Kolkata	State Govt	3,75,412	RT-PCR	24-Apr-20
13	SURAKSHA	North 24 Pargana	PVT	2,99,868	RT-PCR	24-Apr-20
14	Murshidabad MCH	Murshidabad	State Govt	3,49,118	RT-PCR	26-Apr-20
15	Peerless	Kolkata	PVT	1,09,929	RT-PCR	30-Apr-20
16	Burdwan MCH	Burdwan	State Govt	3,35,502	RT-PCR	06-May-20
17	MCH Kolkata	Kolkata	State Govt	1,73,018	RT-PCR	08-May-20
18	NRS MCH	Kolkata	State Govt	2,05,303	RT-PCR	12-May-20
19	Sanaka Hospitals	Paschim Burdwan	PVT	1,45,158	RT-PCR	12-May-20
20	Medica Hospital	Kolkata	PVT	1,86,783	RT-PCR	15-May-20
21	Bankura MCH	Bankura	State Govt	3,22,845	RT-PCR	22-May-20
22	Suri DH	Birbhum	State Govt	2,21,708	RT-PCR	22-May-20
23	Cochbehar GMCH	Cooch Bihar	State Govt	3,18,296	RT-PCR	06-Jun-20
24	COMJNM Kalyani	Nadia	State Govt	2,72,747	RT-PCR	10-Jun-20
25	Desun Hospital	Kolkata	PVT	14,628	RT-PCR	17-Jun-20
26	RN Tagore Hospital	Kolkata	PVT	81,620	RT-PCR	24-Jun-20
27	Raigunj MCH	Uttar Dinajpur	State Govt	1,55,804	RT-PCR	26-Jun-20
28	Jagannath Gupta Institute of Medical Sciences	South 24 Pargana	PVT	10,122	RT-PCR	06-Jul-20
29	ESI-PGIMSR	Kolkata	PVT	26,533	RT-PCR	16-Jul-20
30	Remedy Lifecare, Kolkata	Kolkata	PVT	24,272	RT-PCR	21-Jul-20
31	AMRI Dhakuria	Kolkata	PVT	86,333	RT-PCR	19-May-20
32	Rampurhat MCH	Birbhum	State Govt	1,79,618	RT-PCR	19-May-20
33	CNMCH	Kolkata	State Govt	1,32,494	RT-PCR	20-May-20
34	DH GMCH	South 24 Pargana	State Govt	3,30,520	RT-PCR	20-May-20
35	COMSDH	North 24 Pargana	State Govt	1,04,770	RT-PCR	27-May-20
36	Purulia Govt. MCH	Purulia	State Govt	1,92,943	RT-PCR	03-Jun-20
37	SRL Lab	Kolkata	PVT	3,58,699	RT-PCR	18-Jun-20
38	Probe diagnostics	Kolkata	PVT	84,785	RT-PCR	14-Aug-20
39	Pulse Diagnostics	Kolkata	PVT	1,37,223	RT-PCR	12-Sep-20
40	RB Diagnostic Kolkata	Kolkata	PVT	1,67,500	RT-PCR	20-Sep-20
41	Purba Medinipur DH	Purba Midnapur	State Govt	1,14,153	RT-PCR	24-Sep-20
42	B.P. Poddar Hospital & Medical Research Ltd	Kolkata	PVT	6,098	RT-PCR	27-Oct-20
43	Swastik Clinic & Seva Sadan Pvt. Ltd., Birbhum	Birbhum	PVT	1,599	RT-PCR	27-Oct-20
44	Repromed Diagnostic Ltd	Kolkata	PVT	42,747	RT-PCR	24-Sep-20
45	Gouri Devi Institute of Medical Sciences	Purba Burdwan	PVT	8,278	RT-PCR	07-Nov-20
46	IQ City Medical College Durgapur	Paschim Burdwan	PVT	22,542	RT-PCR	04-Dec-20
47	Imambara DH, Hooghly	Hooghly	State Govt	1,38,825	RT-PCR	15-Dec-20
48	Saroj Gupta Cancer Center & Research Institute	Kolkata	PVT	8,656	RT-PCR	23-Dec-20
49	Lasco Medicare Pvt. Ltd. Howrah	Howrah	PVT	23,505	RT-PCR	05-Jan-21
50	Icare Institute of Medical Sciences and Research	Purba Midnapur	PVT	11,000	RT-PCR	25-Jan-21
51	Sanjiban Hospital, Howrah	Howrah	PVT	13,636	RT-PCR	23-Feb-21
52	GCC DNA Diagnostic Lab	South 24 Pargana	PVT	5,588	RT-PCR	22-Apr-21
53	Quadra Medical Services	Kolkata	PVT	2,711	RT-PCR	01-May-21
54	Hindlabs, Kolkata	North 24 Pargana	PVT	65,375	RT-PCR	15-May-21
55	Pathkind Lab, Kolkata	Kolkata	PVT	22,055	RT-PCR	25-May-21
56	KPC Medical College	Kolkata	PVT	2,659	RT-PCR	1-Jun-21
57	Krishna Medica Lab, Kolkata	Kolkata	PVT	22,103	RT-PCR	2-Jun-21
58	Institute of Neurosciences, Kolkata	Kolkata	PVT	2,195	RT-PCR	4-Jun-21
59	Life Cell International, Kolkata	North 24 Pargana	PVT	25,629	RT-PCR	4-Jun-21
60	The Apollo Clinic - Pvt.Ltd.	Kolkata	PVT	7,708	RT-PCR	8-Jun-21
61	Genu Path Labs	North 24 Pargana	PVT	2,764	RT-PCR	27-Jun-21
62	Dr. ABG's Pathoscan Center	Purba Burdwan	PVT	3,545	RT-PCR	30-Jun-21
63	Aloka Medicare Pvt Ltd	Kolkata	PVT	4,510	RT-PCR	8-July-21
64	Burnpur Hospital (SAIL-IISCO)	Paschim Burdwan	PVT	4,963	RT-PCR	8-July-21
65	Nirnayan Healthcare Pvt Ltd	North 24 Pargana	PVT	13,797	RT-PCR	18-July-21
66	Welkin Medicare Pvt Ltd	Kolkata	PVT	3,173	RT-PCR	30-July-21
67	Organ Diagnostic Centre	Kolkata	PVT	7,042	RT-PCR	31-July-21
68	Specialist Clinic & Diagnostic	North 24 Pargana	PVT	3,640	RT-PCR	03-Aug-21
69	Mediann Diagnostic Ltd	Howrah	PVT	6,387	RT-PCR	5-Aug-21
70	Molecular Lab of Paramount Hospital	Darjeeling	PVT	549	RT-PCR	12-Aug-21
71	Lakhotia Diagnostic Services	Howrah	PVT	2,621	RT-PCR	20-Aug-21
72	One Diagnostics	Kolkata	PVT	2,150	RT-PCR	20-Aug-21
73	District Hospital SSB	Jalpaiguri	PVT	15,049	RT-PCR	26-Aug-21
74	Diverse Genomics Pvt Ltd	Kolkata	PVT	1,233	RT-PCR	28-Aug-21
75	See Cure Lab	North 24 Pargana	PVT	2,925	RT-PCR	31-Aug-21
76	Unipath speciality laboratory	North 24 Pargana	PVT	5,188	RT-PCR	4-Sep-21

Note: Average tests per CBNAAT and TRUENAT machines are 32 per day and 16 per day respectively



# Department of Health & Family Welfare Govt. of West Bengal

## WEST BENGAL COVID-19 HEALTH BULLETIN – 1<sup>st</sup> NOV 2021

**IX**

**DETAILS OF TESTING LABS**

S. No.	Name of Testing Lab	District	Authority	Samples Tested	Testing Method	Functional WEF
77	SG Clinic & Diagnostic Laboratory	North 24 Pargana	PVT	107	RT-PCR	22-Sep-21
78	Dolphin Medical Clinic	North 24 Pargana	PVT	155	RT-PCR	8-Oct-21
79	Subham Hospital & Diagnostic Center	Cooch Bihar	PVT	114	RT-PCR	19-Oct-21
80	B M Birla Hospital	Kolkata	PVT	1,984	RT-LAMP	7-Jun-21
81	Agrasen Healthcare Centre	Jalpaiguri	PVT	5,122	RT-LAMP	22-July-21
82	Reliable Multispeciality Clinic	North 24 Pargana	PVT	782	RT-LAMP	31-Aug-21
83	Western Diagnostic Centre Private Ltd	Kolkata	PVT	276	RT-LAMP	28-Sep-21
84	CSIR-Indian Institute of Chemical Biology	Kolkata	Central Govt	48	RT-LAMP	8-Oct-21
85	Shri VishudhanandSaraswati Marwari Hospital	Kolkata	PVT	361	TRUENAT	31-Aug-21
86	AMRI Mukundapur	South 24 Pargana	PVT	681	TRUENAT	10-Sep-21
87	AMRI Salt Lake	North 24 Pargana	PVT	28,638	CBNAAT	01-May-20
88	CMRI	Kolkata	PVT	29,090	CBNAAT	13-May-20
89	Asansol DH	Paschim Burdwan	State Govt	59,466	TRUENAT	19-May-20
90	Jhargram DH	Jhargram	State Govt	2,754	TRUENAT	19-May-20
91	Falakata SSH	Alipurduar	State Govt	3,873	TRUENAT	20-May-20
92	Balughat DH	Dakshin Dinajpur	State Govt	3,627	TRUENAT	22-May-20
93	Serampore DH	Hooghly	State Govt	1,216	TRUENAT	25-May-20
94	Uluberia SSH	Howrah	State Govt	1,990	TRUENAT	27-May-20
95	Jangipur SDH	Murshidabad	State Govt	1,685	TRUENAT	27-May-20
96	Egra SDH	Purba Midnapur	State Govt	823	TRUENAT	27-May-20
97	MR Bangur Hospital	South 24 Pargana	State Govt	419	TRUENAT	28-May-20
98	Chanchal SDH	Malda	State Govt	559	TRUENAT	28-May-20
99	Biswa Bangla Krirangan COVID Hospital	Jalpaiguri	State Govt	1,96,868	TRUENAT	31-May-20
100	Parkview Super Speciality Hospital	North 24 Pargana	PVT	327	TRUENAT	26-Aug-21
101	Woodlands	Kolkata	PVT	17,649	CBNAAT	11-Jun-20
102	Alipurduar DH	Alipurduar	State Govt	14,358	TRUENAT	16-Jun-20
103	Basirhat DH	North 24 Pargana	State Govt	512	TRUENAT	19-Jun-20
104	Anandaloke Sonoscan, Siliguri	Darjeeling	PVT	25,317	TRUENAT	27-Jun-20
105	Gangarampur SDH	Dakshin Dinajpur	State Govt	1,832	CBNAAT	16-Jul-20
106	Contal SDH	Purba Midnapur	State Govt	1,902	TRUENAT	20-Jul-20
107	ILS hospital	Kolkata	PVT	4,900	TRUENAT	25-Jul-20
108	Uttar Latabari DH	Alipurduar	State Govt	473	TRUENAT	04-Aug-20
109	Nandigram SSH/DH	Purba Midnapur	State Govt	827	TRUENAT	04-Aug-20
110	Panskura Hospital	Purba Midnapur	State Govt	436	TRUENAT	06-Aug-20
111	Chittaranjan Seva Sadan Hospital	Kolkata	State Govt	1,778	TRUENAT	10-Aug-20
112	Dr. PK Saha Hospital, Coochbihar	Cooch Bihar	PVT	9,015	TRUENAT	11-Aug-20
113	Salt Lake SDH	North 24 Pargana	State Govt	853	TRUENAT	13-Aug-20
114	Charnock Hospital	Kolkata	PVT	12,130	TRUENAT	14-Aug-20
115	Gabberia SGH	Howrah	State Govt	965	TRUENAT	15-Aug-20
116	Spandan Disgnostic Center	Paschim Midnapore	PVT	13,517	TRUENAT	16-Aug-20
117	Kakdwip SSH	South 24 Pargana	State Govt	277	TRUENAT	17-Aug-20
118	Mal SSH	Jalpaiguri	State Govt	199	TRUENAT	18-Aug-20
119	Howrah DH	Howrah	State Govt	185	TRUENAT	21-Aug-20
120	Spandan Hospital, Kolkata	North 24 Pargana	PVT	5,674	TRUENAT	01-Sep-20
121	Sagardighi SSH	Murshidabad	State Govt	650	TRUENAT	02-Sep-20
122	Domkal SSH	Murshidabad	State Govt	164	TRUENAT	06-Sep-20
123	Udaynarayanpur SGH Howrah	Howrah	State Govt	53	TRUENAT	07-Sep-20
124	GD Hospital & Diabetes Institute, Howrah	Kolkata	PVT	3,430	CBNAAT	08-Sep-20
125	Nightingale Diagnostic & Medicare Centre	Kolkata	PVT	16,769	TRUENAT	12-Sep-20
126	Bhagirathi Neotia Woman * Child Care Centre	North 24 Pargana	PVT	1,635	CBNAAT	16-Sep-20
127	Krishnanagar DTC	Nadia	State Govt	172	TRUENAT	29-Sep-20
128	Mission Hospital, Durgapur	Paschim Burdwan	PVT	26,987	TRUENAT	29-Sep-20
129	Medinova, Kolkata	Kolkata	PVT	6,841	TRUENAT	01-Oct-20
130	MSS Bansal Medical, Kolkata	Kolkata	PVT	18,450	TRUENAT	02-Oct-20
131	TJ, SGH, Howrah	Howrah	PVT	415	TRUENAT	02-Oct-20
132	Narayan Memorial Hospital, Kolkata	Kolkata	PVT	1,178	TRUENAT	02-Oct-20
133	Kalimpong DH	Kalimpong	State Govt	522	TRUENAT	06-Oct-20
134	Mirik BPHC, Darjeeling	Darjeeling	State Govt	136	TRUENAT	09-Oct-20
135	Barjore SSH, Bankura	Bankura	State Govt	414	TRUENAT	11-Oct-20
136	Darjeeling DH	Darjeeling	State Govt	568	TRUENAT	11-Oct-20
137	Metropolis Kolkata	Kolkata	PVT	1,15,061	TRUENAT	14-Oct-20
138	Laboratory Services, Healthworld Hospitals, Durgapur	Paschim Burdwan	PVT	11,250	TRUENAT	04-Dec-20
139	Neotia Getwel Healthcare Centre, Siliguri	Darjeeling	PVT	4,570	CBNAAT	09-Jan-21
140	Arogya Niketan Nursing Home	Darjeeling	PVT	5,811	TRUENAT	16-Jan-21
141	Ruby General Hospital	Kolkata	PVT	5,170	CBNAAT	20-Jan-21
142	Cliniperfect Polyclinic and Diagnostics	North 24 Pargana	PVT	2,132	TRUENAT	23-Feb-21
143	10 Air Force Hospital, Hasimara	Alipurduar	Central Govt	1,060	TRUENAT	23-Apr-21
144	4 Air Force Hospital, Midnapore	Paschim Midnapore	Central Govt	1,848	TRUENAT	23-Apr-21
145	164 Military Hospital, Binnaguri	Jalpaiguri	Central Govt	2,342	TRUENAT	23-Apr-21
146	Central Hospital, SE Railway, Kolkata	Kolkata	Central Govt	1,783	CBNAAT	23-Apr-21
147	Zenith super speciality hospital	Kolkata	PVT	6,308	TRUENAT	23-Apr-21
148	Alipurduar Railway Hospital	Alipurduar	Central Govt	3,920	TRUENAT	23-Apr-21
149	Sonoscan Healthcare Pvt Ltd	Malda	PVT	767	TRUENAT	27-July-21
150	Medica North Bengal Clinic	Darjeeling	PVT	780	TRUENAT	22-Sep-21
151	<i>Antigen Test done within the State</i>		State Govt	86,39,958	-	-
152	<i>Samples Tested in Labs Outside the State</i>		PVT	7,00,018	RT-PCR	-
				<b>1,92,57,415</b>	-	-

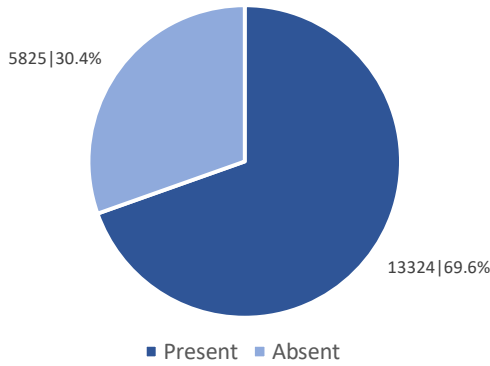
**Note:** Average tests per CBNAAT and TRUENAT machines are 32 per day and 16 per day respectively



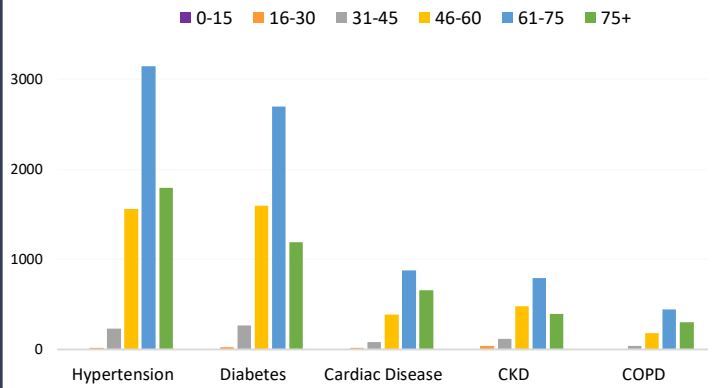
WEST BENGAL COVID-19 HEALTH BULLETIN – 1<sup>st</sup> NOV 2021

X

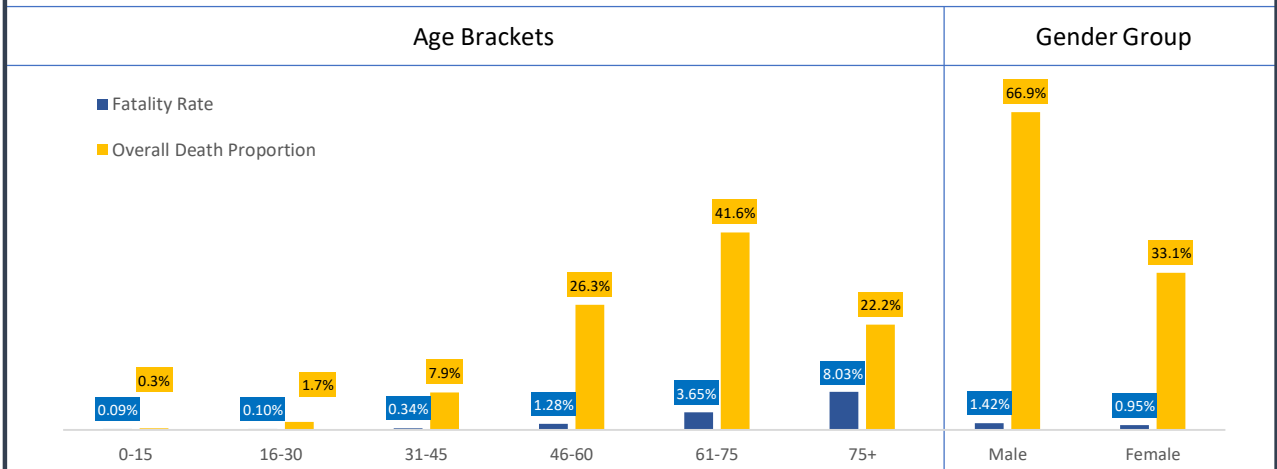
**Comorbidity Status in Deceased Cases (n=19,149)**



**Age Group Wise Comorbidities Among Deceased**

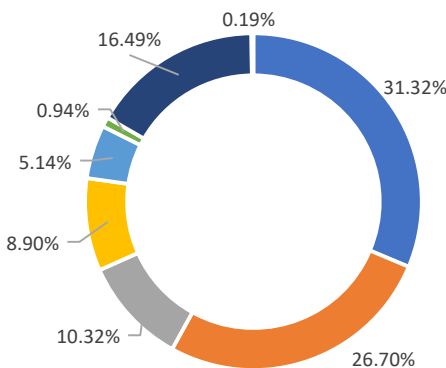


**Fatality Rate & Death Proportion in Respective Age Brackets & Gender Groups**

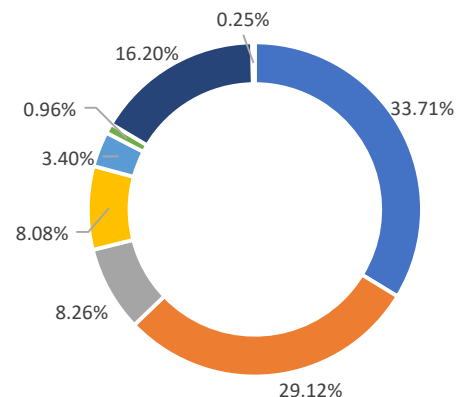


\*The blue data label shows the fatality rate in respective age/gender group i.e. no. of deaths as a proportion of total infections in respective age/gender group  
\*\*The orange data label shows the proportion of total deaths in respective age/gender group

**Share of Comorbidities in Male**



**Share of Comorbidities in Female**



■ Hypertension ■ Diabetes ■ Cardiac Disease ■ CKD ■ COPD ■ Malignancy ■ Other ■ on Dialysis

FATALITY ANALYSIS



# Department of Health & Family Welfare Govt. of West Bengal

## WEST BENGAL COVID-19 HEALTH BULLETIN – 1<sup>st</sup> NOV 2021

**XI**

**EQUIPMENT AND CONSUMABLE SUPPLY**

S. No	Consumable	Ordered by State Govt.	Received Yesterday	Total Received by State Govt.	Order Pending
1	PPEs	42.10 L	2,000	33.09 L	9.01 L
2	N95/FFP2 Masks	72.70 L	10,000	69.89 L	2.81 L
3	Regular Masks	148.84 L	20,000	146.70 L	2.14 L
4	Hand Sanitizers (In Ltrs)	6.76 L	1,000	6.73 L	0.03 L
5	Gloves	133.00 L	20,000	129.40 L	3.60 L
6	Thermal Guns	20,000	NIL	20,000	NIL

S. No	Equipment	Number
1	Total Number of HFNO	492
2	Total Number of Oxygen Concentrators	5,815
3	Total Number of functional MGPS	138
4	Total Number of functional LMO Tanks	13
5	Total Number of functional PSA plants	47
6	Total Number of Ventilators in COVID Hospitals	1,298

**XII**

**DEDICATED COVID-19 HELPLINE (24 X 7)**

1. Dedicated COVID-19 Helpline : **1800 313 444 222**
2. Direct Telemedicine Line : **033 23576001**
3. Ambulance Service : **033 40902929**
4. COVID Telemedicine App "[Covid Telemedicine WB](#)" on Google Play Store
  - These services include allocation of beds in Govt. hospitals and Safe Homes
  - Telemedicine for citizens at large and those in home isolation
  - Ambulance service includes guidance and provision of Govt. ambulance
5. Tele-Psychological counselling services have started since August 1<sup>st</sup>, 2020.

General Queries			
1	A	Total Queries addressed in last 24 hours	2,381
	B	Total Queries addressed till 31 <sup>st</sup> Oct	22,88,530
Telemedicine			
2	A	Total consultations given in last 24 hours	1,275
	B	Total consultations given till 31 <sup>st</sup> Oct	9,41,299
Ambulance Services			
3	A	Ambulances assigned in last 24 hours	295
	B	Total calls received in last 24 hours	295
Tele-Psychological Counselling			
4	A	Counselling given in last 24 hours	293
	B	Counselling given till 31 <sup>st</sup> Oct	4,49,560

### State Government Interventions :

- Status of availability of beds for Covid positive patients in government and private hospitals along with information on other related services are available at <https://CMS.wb.gov.in>
- Safe Homes : An initiative by the Government of West Bengal for care and treatment of asymptomatic/mild symptomatic COVID patients for whom home isolation is not possible /advisable
- As per State Government advisory Satellite Health Facilities are being developed by private hospitals in close vicinity of their hospitals as separate health facility for treatment of asymptomatic/mild symptomatic COVID patients. This intervention is expected to free beds in the hospitals for serious patients.

All the guidelines and orders relating to Covid-19 are posted on [www.wbhealth.gov.in](http://www.wbhealth.gov.in)

You can follow us on :

Facebook at: <https://www.facebook.com/wbdhfw/>

Twitter at: <https://twitter.com/wbdhfw>