



Department of Health & Family Welfare Govt. of West Bengal

WEST BENGAL COVID-19 HEALTH BULLETIN – 1st FEB 2022

S. No	Subject	Number
1	New COVID-19 Cases on 1 st Feb	2,014
2	Total COVID-19 Cases till 1st Feb	19,97,530
3	Total Discharged	19,54,736 (+5,548)
4	Total Deaths as on 1 st Feb*	20,652 (+33)
5	Active COVID-19 Cases as on 1st Feb	22,142 (-3,567)
6	Discharge Rate (3/2)	97.86%
7	Fatality Rate (4/2)	1.03%

Note: All figures updated till 9AM, 1st Feb

#Daily increase/decrease with respect to previous day is shown as (+/-)

*Complete analysis can be referred from Section X, (Page no. 5)

S. No	Subject	Number
1	Samples Tested on 1 st Feb	49,301
2	Total Number of Samples Tested till 1st Feb	2,32,67,360
3	Positivity Rate as on 1st Feb	4.09%
4	Tests per Million population	2,58,526
5	Total Testing Laboratories*	161
6	RT-PCR/Antigen Test Ratio	28:72

*Detailed breakup of these laboratories is given on Page 3 and Page 4

S. No	Subject	Number
1	Total Number of Hospitals dedicated for treating COVID-19	203
2	Total Number of Govt. Hospitals dedicated for treating COVID-19	196
3	Total Number of Pvt. Hospitals requisitioned for treating COVID-19	7
4	Total Number of earmarked COVID-19 Beds	23,947
5	% Occupancy in COVID Beds	3.33%
6	Total ICU/HDU Beds in the COVID Hospitals	4,139
7	Total Number of Safe Homes	200
8	Total Number of Beds in Safe Homes	11,507

S. No	Subject	Number
1	Total number of people currently in Home Isolation	20,236
2	Total Number of Patients in Hospitals	1,744
3	Total Number of Patients in Safe Homes	162

S. No	Subject	Number
1	Total Number of people vaccinated on 1 st Feb	6,08,868
2	First Dose on 1 st Feb	67,669
3	Second Dose on 1 st Feb	4,77,816
4	Precaution Dose on 1 st Feb	63,383
5	Cumulative Vaccination till 1 st Feb	12,07,21,619
6	Cumulative Vaccination First Dose	6,90,41,008
7	Cumulative Vaccination Second Dose	5,07,55,182
8	Cumulative Precaution Dose	9,25,429
9	Number of CVC (Common Vaccination Centres)	5,907
10	Cumulative AEFI cases reported	6,760
11	Vaccine wastage	-7%



Department of Health & Family Welfare Govt. of West Bengal

WEST BENGAL COVID-19 HEALTH BULLETIN – 1st FEB 2022

VI

DISTRICT COVID-19 STATUS#

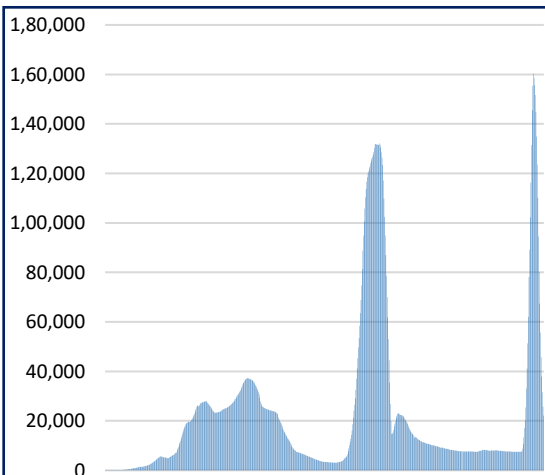
1	2	3	4	5	6 = 3-4-5	7
S. No	District	Total Cases	Total Discharged	Total Deaths	Total Active Cases	Last Reported Case
1	Alipurduar	18,264 ⁺⁹⁰	17,739 ⁺⁹⁰	107	418	31-Jan-22
2	Coochbehar	33,455 ⁺¹¹⁴	32,720 ⁺¹⁴³	101	634 ⁻²⁹	31-Jan-22
3	Darjeeling	68,093 ⁺⁸⁶	66,433 ⁺²⁷⁶	575 ⁺²	1,085 ⁻¹⁹²	31-Jan-22
4	Kalimpong	8,288 ⁺¹⁵	8,083 ⁺³⁶	57	148 ⁻²¹	31-Jan-22
5	Jalpaiguri	48,727 ⁺¹¹⁰	47,334 ⁺¹⁸³	620 ⁺¹	773 ⁻⁷⁴	31-Jan-22
6	Uttar Dinajpur	24,816 ⁺²⁰	24,185 ⁺⁹⁷	258	373 ⁻⁷⁷	31-Jan-22
7	Dakshin Dinajpur	22,609 ⁺⁴³	22,013 ⁺¹⁰¹	185 ⁺¹	411 ⁻⁵⁹	31-Jan-22
8	Malda	43,813 ⁺¹⁰⁸	42,800 ⁺¹⁹⁶	194 ⁺¹	819 ⁻⁸⁹	31-Jan-22
9	Murshidabad	41,208 ⁺⁷³	40,339 ⁺¹²⁶	342 ⁺²	527 ⁻⁵⁵	31-Jan-22
10	Nadia	86,527 ⁺⁶⁶	84,670 ⁺²³⁹	926 ⁺²	931 ⁻¹⁷⁵	31-Jan-22
11	Birbhum	56,958 ⁺⁵⁴	55,576 ⁺²⁷⁴	334	1,048 ⁻²²⁰	31-Jan-22
12	Purulia	23,963 ⁺²¹	23,533 ⁺⁸⁰	120	310 ⁻⁵⁹	31-Jan-22
13	Bankura	43,252 ⁺⁸⁴	42,358 ⁺¹⁴⁷	277	617 ⁻⁶³	31-Jan-22
14	Jhargram	15,356 ⁺²²	15,089 ⁺⁵⁹	30	237 ⁻³⁷	31-Jan-22
15	Paschim Medinipur	61,914 ⁺⁵⁰	60,793 ⁺¹⁵¹	520	601 ⁻¹⁰¹	31-Jan-22
16	Purba Medinipur	67,461 ⁺⁶⁹	66,690 ⁺⁷⁸	420	351 ⁻⁹	31-Jan-22
17	Purba Bardhaman	54,876 ⁺⁵⁸	53,811 ⁺²¹⁴	229	836 ⁻¹⁵⁶	31-Jan-22
18	Paschim Bardhaman	75,034 ⁺⁷¹	73,848 ⁺¹⁹⁹	392	794 ⁻¹²⁸	31-Jan-22
19	Howrah	1,24,407 ⁺⁸⁷	1,21,779 ⁺²⁵²	1,630 ⁺⁴	998 ⁻¹⁶⁹	31-Jan-22
20	Hooghly	1,07,272 ⁺¹³⁸	1,05,033 ⁺²⁷⁷	1,095 ⁺²	1,144 ⁻¹⁴¹	31-Jan-22
21	North 24 Parganas	4,00,223 ⁺²³⁴	3,91,708 ⁺⁸³⁹	5,240 ⁺⁹	3,275 ⁻⁶¹⁴	31-Jan-22
22	South 24 Parganas	1,26,314 ⁺¹³⁶	1,23,307 ⁺³⁸⁷	1,467 ⁺³	1,540 ⁻²⁵⁴	31-Jan-22
23	Kolkata	4,44,634 ⁺²⁶⁵	4,34,832 ^{+1,104}	5,530 ⁺⁶	4,272 ⁻⁸⁴⁵	31-Jan-22
24	Other State	66	63	3	0	6-Jun-20
TOTAL		19,97,530^{+2,014}	19,54,736^{+5,548}	20,652⁺³³	22,142^{-3,567}	

#District Wise data is subject to verification and may change

#Daily increase/decrease with respect to previous day is in superscript as +/- (Eg: +4)

VII

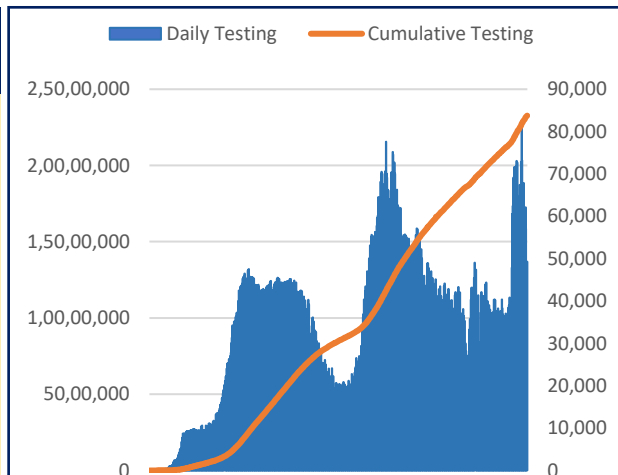
DAILY CUMULATIVE ACTIVE COVID-19 CASES



17th March 2020 to 1st Feb 2022

VIII

SAMPLES TESTED (Daily and Cumulative)



17th March 2020 to 1st Feb 2022



Department of Health & Family Welfare Govt. of West Bengal

WEST BENGAL COVID-19 HEALTH BULLETIN – 1st FEB 2022

IX

DETAILS OF TESTING LABS

S. No.	Name of Testing Lab	District	Authority	Samples Tested	Testing Method	Functional WEF
1	NICED	Kolkata	Central Govt	3,60,314	RT-PCR	Since Beginning
2	SSKM	Kolkata	State Govt	6,01,178	RT-PCR	17-Mar-20
3	Medinipur MCH	Paschim Midnapore	State Govt	2,75,987	RT-PCR	24-Mar-20
4	North Bengal MCH	Darjeeling	State Govt	6,17,430	RT-PCR	29-Mar-20
5	School of Tropical Medicine	Kolkata	State Govt	3,91,040	RT-PCR	01-Apr-20
6	Apollo Hospital	North 24 Pargana	PVT	1,17,107	RT-PCR	06-Apr-20
7	Tata Medical Centre	North 24 Pargana	PVT	37,722	RT-PCR	06-Apr-20
8	Malda MCH	Malda	State Govt	5,03,091	RT-PCR	08-Apr-20
9	Dr. Lal Pathlab	North 24 Pargana	PVT	5,46,597	RT-PCR	17-Apr-20
10	Command Hospital	Kolkata	Central Govt	65,406	RT-PCR	17-Apr-20
11	CNCI	Kolkata	Central Govt	50,106	RT-PCR	22-Apr-20
12	RG Kar MCH	Kolkata	State Govt	4,01,051	RT-PCR	24-Apr-20
13	SURAKSHA	North 24 Pargana	PVT	3,53,484	RT-PCR	24-Apr-20
14	Murshidabad MCH	Murshidabad	State Govt	3,92,576	RT-PCR	26-Apr-20
15	Peerless	Kolkata	PVT	1,22,730	RT-PCR	30-Apr-20
16	Burdwan MCH	Burdwan	State Govt	3,87,503	RT-PCR	06-May-20
17	MCH Kolkata	Kolkata	State Govt	1,96,627	RT-PCR	08-May-20
18	NRS MCH	Kolkata	State Govt	2,23,807	RT-PCR	12-May-20
19	Sanaka Hospitals	Paschim Burdwan	PVT	1,49,219	RT-PCR	12-May-20
20	Medica Hospital	Kolkata	PVT	2,09,608	RT-PCR	15-May-20
21	Bankura MCH	Bankura	State Govt	3,74,669	RT-PCR	22-May-20
22	Suri DH	Birbhum	State Govt	2,73,684	RT-PCR	22-May-20
23	Coochbehar GMCH	Cooch Bihar	State Govt	3,71,626	RT-PCR	06-Jun-20
24	COMJNM Kalyani	Nadia	State Govt	3,09,973	RT-PCR	10-Jun-20
25	Desun Hospital	Kolkata	PVT	17,992	RT-PCR	17-Jun-20
26	RN Tagore Hospital	Kolkata	PVT	1,00,703	RT-PCR	24-Jun-20
27	Raigunj MCH	Uttar Dinajpur	State Govt	1,77,882	RT-PCR	26-Jun-20
28	Jagannath Gupta Institute of Medical Sciences	South 24 Pargana	PVT	11,194	RT-PCR	06-Jul-20
29	ESI-PGIMSR	Kolkata	PVT	32,078	RT-PCR	16-Jul-20
30	Remedy Lifecare, Kolkata	Kolkata	PVT	28,315	RT-PCR	21-Jul-20
31	AMRI Dhakuria	Kolkata	PVT	99,802	RT-PCR	19-May-20
32	Rampurhat MCH	Birbhum	State Govt	2,14,276	RT-PCR	19-May-20
33	CNMCH	Kolkata	State Govt	1,48,289	RT-PCR	20-May-20
34	DH GMCH	South 24 Pargana	State Govt	4,03,294	RT-PCR	20-May-20
35	COMSDH	North 24 Pargana	State Govt	1,25,503	RT-PCR	27-May-20
36	Purulia Govt. MCH	Purulia	State Govt	2,25,980	RT-PCR	03-Jun-20
37	SRL Lab	Kolkata	PVT	4,21,815	RT-PCR	18-Jun-20
38	Probe diagnostics	Kolkata	PVT	1,00,910	RT-PCR	14-Aug-20
39	Pulse Diagnostics	Kolkata	PVT	1,74,045	RT-PCR	12-Sep-20
40	RB Diagnostic Kolkata	Kolkata	PVT	2,06,407	RT-PCR	20-Sep-20
41	Purba Medinipur DH	Purba Midnapur	State Govt	1,50,817	RT-PCR	24-Sep-20
42	B.P. Poddar Hospital & Medical Research Ltd	Kolkata	PVT	8,209	RT-PCR	27-Oct-20
43	Swastik Clinic & Seva Sadan Pvt. Ltd., Birbhum	Birbhum	PVT	1,770	RT-PCR	27-Oct-20
44	Repromed Diagnostic Ltd	Kolkata	PVT	54,002	RT-PCR	24-Sep-20
45	Gouri Devi Institute of Medical Sciences	Purba Burdwan	PVT	10,220	RT-PCR	07-Nov-20
46	IQ City Medical College Durgapur	Paschim Burdwan	PVT	25,879	RT-PCR	04-Dec-20
47	Imambara DH, Hooghly	Hooghly	State Govt	2,02,077	RT-PCR	15-Dec-20
48	Saroj Gupta Cancer Center & Research Institute	Kolkata	PVT	10,990	RT-PCR	23-Dec-20
49	Lasco Medicare Pvt. Ltd. Howrah	Howrah	PVT	37,165	RT-PCR	05-Jan-21
50	Icare Institute of Medical Sciences and Research	Purba Midnapur	PVT	15,325	RT-PCR	25-Jan-21
51	Sanjiban Hospital, Howrah	Howrah	PVT	16,141	RT-PCR	23-Feb-21
52	GCC DNA Diagnostic Lab	South 24 Pargana	PVT	12,238	RT-PCR	22-Apr-21
53	Quadra Medical Services	Kolkata	PVT	4,061	RT-PCR	01-May-21
54	Hindlabs, Kolkata	North 24 Pargana	PVT	99,387	RT-PCR	15-May-21

Note: Average tests per CBNAAT and TRUENAT machines are 32 per day and 16 per day respectively



Department of Health & Family Welfare Govt. of West Bengal

WEST BENGAL COVID-19 HEALTH BULLETIN – 1st FEB 2022

IX

DETAILS OF TESTING LABS

S. No.	Name of Testing Lab	District	Authority	Samples Tested	Testing Method	Functional WEF
55	Pathkind Lab, Kolkata	Kolkata	PVT	36,335	RT-PCR	25-May-21
56	KPC Medical College	Kolkata	PVT	5,540	RT-PCR	1-Jun-21
57	Krishna Medica Lab, Kolkata	Kolkata	PVT	38,384	RT-PCR	2-Jun-21
58	Institute of Neurosciences , Kolkata	Kolkata	PVT	3,833	RT-PCR	4-Jun-21
59	Life Cell International, Kolkata	North 24 Pargana	PVT	48,886	RT-PCR	4-Jun-21
60	The Apollo Clinic - Pvt.Ltd.	Kolkata	PVT	15,796	RT-PCR	8-Jun-21
61	Genu Path Labs	North 24 Pargana	PVT	10,441	RT-PCR	27-Jun-21
62	Dr. ABG's Pathoscan Center	Purba Burdwan	PVT	8,151	RT-PCR	30-Jun-21
63	Aloka Medicare Pvt Ltd	Kolkata	PVT	9,643	RT-PCR	8-July-21
64	Burnpur Hospital (SAIL-IISCO)	Paschim Burdwan	PVT	13,441	RT-PCR	8-July-21
65	Nirnayan Healthcare Pvt Ltd	North 24 Pargana	PVT	33,225	RT-PCR	18-July-21
66	Welkin Medicare Pvt Ltd	Kolkata	PVT	6,527	RT-PCR	30-July-21
67	Organ Diagnostic Centre	Kolkata	PVT	22,365	RT-PCR	31-July-21
68	Specialist Clinic & Diagnostic	North 24 Pargana	PVT	5,813	RT-PCR	03-Aug-21
69	Medionn Diagnostic Ltd	Howrah	PVT	24,922	RT-PCR	5-Aug-21
70	Molecular Lab of Paramount Hospital	Darjeeling	PVT	2,408	RT-PCR	12-Aug-21
71	Lakhotia Diagnostic Services	Howrah	PVT	8,300	RT-PCR	20-Aug-21
72	One Diagnostics	Kolkata	PVT	6,814	RT-PCR	20-Aug-21
73	District Hospital SSB	Jalpaiguri	PVT	38,077	RT-PCR	26-Aug-21
74	Diverse Genomics Pvt Ltd	Kolkata	PVT	7,143	RT-PCR	28-Aug-21
75	See Cure Lab	North 24 Pargana	PVT	11,559	RT-PCR	31-Aug-21
76	Unipath speciality laboratory	North 24 Pargana	PVT	23,159	RT-PCR	4-Sep-21
77	SG Clinic & Diagnostic Laboratory	North 24 Pargana	PVT	1,090	RT-PCR	22-Sep-21
78	Dolphin Medical Clinic	North 24 Pargana	PVT	2,443	RT-PCR	8-Oct-21
79	Subham Hospital & Diagnostic Center	Cooch Bihar	PVT	391	RT-PCR	19-Oct-21
80	Apollo Clinic C/O Sanjivani Health & Lifestyle	North 24 Pargana	PVT	16,599	RT-PCR	9-Nov-21
81	SRL Ltd Forts Hospital, Anandapur	Kolkata	PVT	2,221	RT-PCR	9-Nov-21
82	PRG Health care Ltd	Kolkata	PVT	5,768	RT-PCR	11-Nov-21
83	I3T Advanced Diagnostic Center	North 24 Pargana	PVT	788	RT-PCR	26-Nov-21
84	Bellevue Clinic	Kolkata	PVT	1,874	RT-PCR	14-Dec-21
85	Health Plus Diagnostic Pvt Ltd	Kolkata	PVT	1,399	RT-PCR	10-Jan-22
86	Kolkata Diagnostic Center	Kolkata	PVT	28	RT-PCR	19-Jan-22
87	Serampore Medical & Diagnostic center	Hooghly	PVT	197	RT-PCR	23-Jan-22
88	Oncquest Laboratories Ltd	North 24 Pargana	PVT	1,117	RT-PCR	24-Jan-22
89	Thyrocare Technologies Ltd	North 24 Pargana	PVT	899	RT-PCR	30-Jan-22
90	B M Birla Hospital	Kolkata	PVT	3,065	RT-LAMP	7-Jun-21
91	Agrasen Healthcare Centre	Jalpaiguri	PVT	10,828	RT-LAMP	22-July-21
92	Reliable Multispeciality Clinic	North 24 Pargana	PVT	3,421	RT-LAMP	31-Aug-21
93	Western Diagnostic Centre Private Ltd	Kolkata	PVT	1,278	RT-LAMP	28-Sep-21
94	CSIR-Indian Institute of Chemical Biology	Kolkata	Central Govt	134	RT-LAMP	8-Oct-21
95	Shri VishudhanandSaraswati Marwari Hospital	Kolkata	PVT	981	TRUENAT	31-Aug-21
96	AMRI Mukundapur	South 24 Pargana	PVT	2,347	TRUENAT	10-Sep-21
97	AMRI Salt Lake	North 24 Pargana	PVT	32,805	CBNAAT	01-May-20
98	CMRI	Kolkata	PVT	34,435	CBNAAT	13-May-20
99	Asansol DH	Paschim Burdwan	State Govt	84,441	TRUENAT	19-May-20
100	Jhargram DH	Jhargram	State Govt	2,754	TRUENAT	19-May-20
101	Falakata SSH	Alipurduar	State Govt	3,873	TRUENAT	20-May-20
102	Balurghat DH	Dakshin Dinajpur	State Govt	4,835	TRUENAT	22-May-20
103	Serampore DH	Hooghly	State Govt	1,222	TRUENAT	25-May-20
104	Uluberia SSH	Howrah	State Govt	1,993	TRUENAT	27-May-20
105	Jangipur SDH	Murshidabad	State Govt	1,685	TRUENAT	27-May-20
106	Egra SDH	Purba Midnapur	State Govt	831	TRUENAT	27-May-20
107	MR Bangur Hospital	South 24 Pargana	State Govt	1,079	TRUENAT	28-May-20
108	Chanchal SDH	Malda	State Govt	559	TRUENAT	28-May-20
109	Biswa Bangla Krirangan COVID Hospital	Jalpaiguri	State Govt	2,31,026	TRUENAT	31-May-20
110	Parkview Super Speciality Hospital	North 24 Pargana	PVT	811	TRUENAT	26-Aug-21
111	Woodlands	Kolkata	PVT	21,359	CBNAAT	11-Jun-20

Note: Average tests per CBNAAT and TRUENAT machines are 32 per day and 16 per day respectively



Department of Health & Family Welfare Govt. of West Bengal

WEST BENGAL COVID-19 HEALTH BULLETIN – 1st FEB 2022

IX

DETAILS OF TESTING LABS

S. No.	Name of Testing Lab	District	Authority	Samples Tested	Testing Method	Functional WEF
112	Alipurduar DH	Alipurduar	State Govt	41,616	TRUENAT	16-Jun-20
113	Basirhat DH	North 24 Pargana	State Govt	512	TRUENAT	19-Jun-20
114	Anandaloke Sonoscan, Siliguri	Darjeeling	PVT	33,029	TRUENAT	27-Jun-20
115	Gangarampur SDH	Dakshin Dinajpur	State Govt	1,832	CBNAAT	16-Jul-20
116	Contai SDH	Purba Midnapur	State Govt	1,948	TRUENAT	20-Jul-20
117	ILS hospital	Kolkata	PVT	5,445	TRUENAT	25-Jul-20
118	Uttar Latabari DH	Alipurduar	State Govt	771	TRUENAT	04-Aug-20
119	Nandigram SSH/DH	Purba Midnapur	State Govt	827	TRUENAT	04-Aug-20
120	Panskura Hospital	Purba Midnapur	State Govt	436	TRUENAT	06-Aug-20
121	Chittaranjan Seva Sadan Hospital	Kolkata	State Govt	1,889	TRUENAT	10-Aug-20
122	Dr. PK Saha Hospital, Coochbihar	Cooch Bihar	PVT	10,705	TRUENAT	11-Aug-20
123	Salt Lake SDH	North 24 Pargana	State Govt	881	TRUENAT	13-Aug-20
124	Charnock Hospital	Kolkata	PVT	15,076	TRUENAT	14-Aug-20
125	Gabberia SGH	Howrah	State Govt	1,413	TRUENAT	15-Aug-20
126	Spandan Disgnostic Center	Paschim Midnapore	PVT	15,616	TRUENAT	16-Aug-20
127	Kakdwip SSH	South 24 Pargana	State Govt	277	TRUENAT	17-Aug-20
128	Mal SSH	Jalpaiguri	State Govt	199	TRUENAT	18-Aug-20
129	Howrah DH	Howrah	State Govt	186	TRUENAT	21-Aug-20
130	Spandan Hospital, Kolkata	North 24 Pargana	PVT	6,914	TRUENAT	01-Sep-20
131	Sagardighi SSH	Murshidabad	State Govt	679	TRUENAT	02-Sep-20
132	Domkal SSH	Murshidabad	State Govt	164	TRUENAT	06-Sep-20
133	Udaynarayanpur SGH Howrah	Howrah	State Govt	53	TRUENAT	07-Sep-20
134	GD Hospital & Diabetes Institute, Howrah	Kolkata	PVT	4,146	CBNAAT	08-Sep-20
135	Nightingale Diagnostic & Medicare Centre	Kolkata	PVT	22,571	TRUENAT	12-Sep-20
136	Bhagirathi Neotia Woman * Child Care Centre	North 24 Pargana	PVT	1,950	CBNAAT	16-Sep-20
137	Krishnanagar DTC	Nadia	State Govt	172	TRUENAT	29-Sep-20
138	Mission Hospital, Durgapur	Paschim Burdwan	PVT	34,052	TRUENAT	29-Sep-20
139	Medinova, Kolkata	Kolkata	PVT	8,052	TRUENAT	01-Oct-20
140	MSS Bansal Medical, Kolkata	Kolkata	PVT	21,714	TRUENAT	02-Oct-20
141	TLJ, SGH, Howrah	Howrah	PVT	467	TRUENAT	02-Oct-20
142	Narayan Memorial Hospital, Kolkata	Kolkata	PVT	1,429	TRUENAT	02-Oct-20
143	Kalimpong DH	Kalimpong	State Govt	536	TRUENAT	06-Oct-20
144	Mirik BPHC, Darjeeling	Darjeeling	State Govt	136	TRUENAT	09-Oct-20
145	Barjore SSH, Bankura	Bankura	State Govt	440	TRUENAT	11-Oct-20
146	Darjeeling DH	Darjeeling	State Govt	568	TRUENAT	11-Oct-20
147	Metropolis Kolkata	Kolkata	PVT	1,42,283	TRUENAT	14-Oct-20
148	Laboratory Services, Healthworld Hospitals, Durgapur	Paschim Burdwan	PVT	15,650	TRUENAT	04-Dec-20
149	Neotia Getwel Healthcare Centre, Siliguri	Darjeeling	PVT	6,129	CBNAAT	09-Jan-21
150	Arogya Niketan Nursing Home	Darjeeling	PVT	7,058	TRUENAT	16-Jan-21
151	Ruby General Hospital	Kolkata	PVT	7,270	CBNAAT	20-Jan-21
152	Cliniperfect Polyclinic and Diagnostics	North 24 Pargana	PVT	2,537	TRUENAT	23-Feb-21
153	10 Air Force Hospital, Hasimara	Alipurduar	Central Govt	1,158	TRUENAT	23-Apr-21
154	4 Air Force Hospital, Midnapore	Paschim Midnapore	Central Govt	2,380	TRUENAT	23-Apr-21
155	164 Military Hospital, Binnaguri	Jalpaiguri	Central Govt	2,369	TRUENAT	23-Apr-21
156	Central Hospital, SE Railway, Kolkata	Kolkata	Central Govt	2,896	CBNAAT	23-Apr-21
157	Zenith super speciality hospital	Kolkata	PVT	9,392	TRUENAT	23-Apr-21
158	Alipurduar Railway Hospital	Alipurduar	Central Govt	3,934	TRUENAT	23-Apr-21
159	Sonoscan Healthcare Pvt Ltd	Malda	PVT	1,881	TRUENAT	27-July-21
160	Medica North Bengal Clinic	Darjeeling	PVT	3,077	TRUENAT	22-Sep-21
161	Molecular Lab Rahul Diagnostic Centre	North 24 Pargana	PVT	8	TRUENAT	27-Jan-22
162	<i>Antigen Test done within the State</i>		State Govt	1,06,08,517	-	-
163	<i>Samples Tested in Labs Outside the State</i>		PVT	8,83,481	RT-PCR	-
164				2,32,67,360	-	-

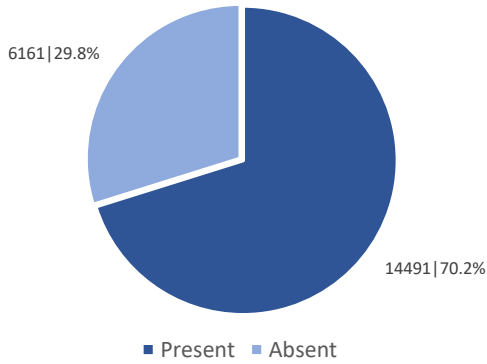
Note: Average tests per CBNAAT and TRUENAT machines are 32 per day and 16 per day respectively



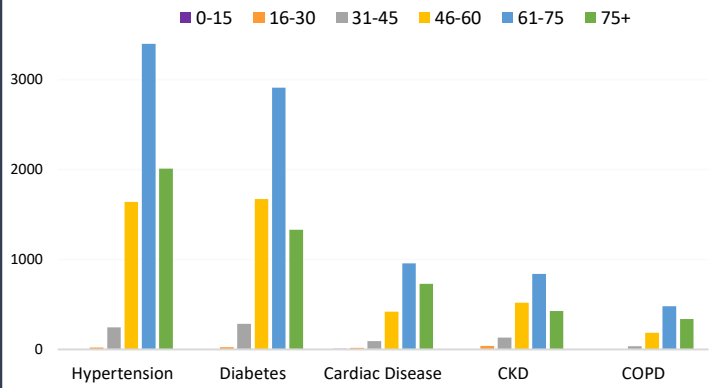
WEST BENGAL COVID-19 HEALTH BULLETIN – 1st FEB 2022

X

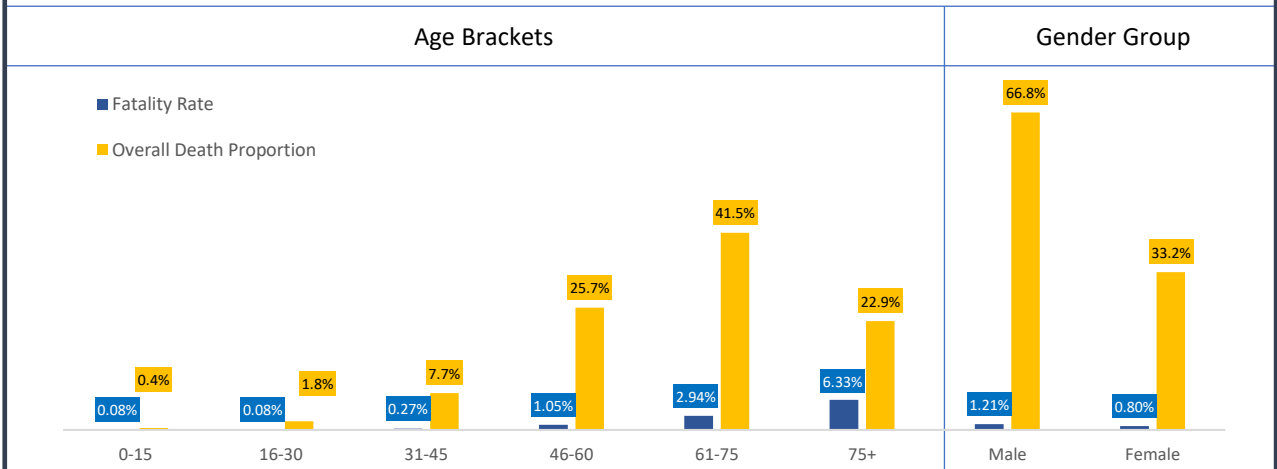
Comorbidity Status in Deceased Cases (n=20,652)



Age Group Wise Comorbidities Among Deceased

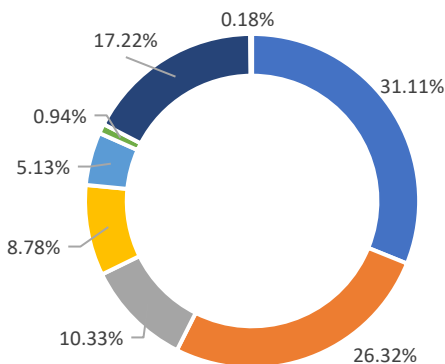


Fatality Rate & Death Proportion in Respective Age Brackets & Gender Groups

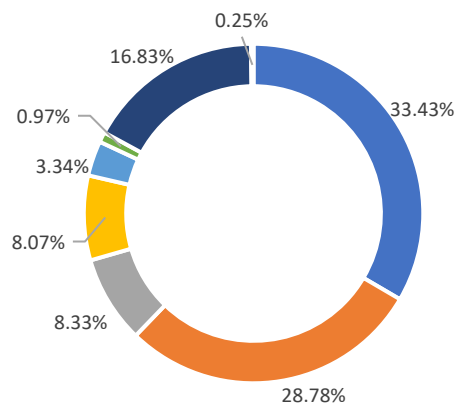


*The blue data label shows the fatality rate in respective age/gender group i.e. no. of deaths as a proportion of total infections in respective age/gender group
**The orange data label shows the proportion of total deaths in respective age/gender group

Share of Comorbidities in Male



Share of Comorbidities in Female



FATALITY ANALYSIS



Department of Health & Family Welfare Govt. of West Bengal

WEST BENGAL COVID-19 HEALTH BULLETIN – 1st FEB 2022

XI

EQUIPMENT AND CONSUMABLE SUPPLY

S. No	Consumable	Ordered by State Govt.	Received Yesterday	Total Received by State Govt.	Order Pending
1	PPEs	42.10 L	2,000	34.93 L	7.17 L
2	N95/FFP2 Masks	88.70 L	10,000	79.09 L	9.61 L
3	Regular Masks	168.84 L	20,000	165.10 L	3.74 L
4	Hand Sanitizers (In Ltrs)	7.66 L	500	7.645 L	0.015 L
5	Gloves	153.00 L	20,000	147.80 L	5.20 L
6	Thermal Guns	20,000	NIL	20,000	NIL

S. No	Equipment	Number
1	Total Number of HFNO	492
2	Total Number of Oxygen Concentrators	5,815
3	Total Number of functional MGPS	153
4	Total Number of functional LMO Tanks	16
5	Total Number of functional PSA plants	70
6	Total Number of Ventilators in COVID Hospitals	1,298

XII

DEDICATED COVID-19 HELPLINE (24 X 7)

- Dedicated COVID-19 Helpline : **1800 313 444 222**
- Direct Telemedicine Line : **033 23576001**
- Ambulance Service : **033 40902929**
- COVID Telemedicine App "[Covid Telemedicine WB](#)" on Google Play Store
 - These services include allocation of beds in Govt. hospitals and Safe Homes
 - Telemedicine for citizens at large and those in home isolation
 - Ambulance service includes guidance and provision of Govt. ambulance
- Tele-Psychological counselling services have started since August 1st, 2020.

General Queries			
1	A	Total Queries addressed in last 24 hours	2,234
	B	Total Queries addressed till 31 st Jan	25,03,616
Telemedicine			
2	A	Total consultations given in last 24 hours	1,312
	B	Total consultations given till 31 st Jan	10,62,393
Ambulance Services			
3	A	Ambulances assigned in last 24 hours	323
	B	Total calls received in last 24 hours	323
Tele-Psychological Counselling			
4	A	Counselling given in last 24 hours	419
	B	Counselling given till 31 st Jan	4,83,470

State Government Interventions :

- Status of availability of beds for Covid positive patients in government and private hospitals along with information on other related services are available at <https://iCMS.wb.gov.in>
- Safe Homes : An initiative by the Government of West Bengal for care and treatment of asymptomatic/mild symptomatic COVID patients for whom home isolation is not possible /advisable
- As per State Government advisory Satellite Health Facilities are being developed by private hospitals in close vicinity of their hospitals as separate health facility for treatment of asymptomatic/mild symptomatic COVID patients. This intervention is expected to free beds in the hospitals for serious patients.

All the guidelines and orders relating to Covid-19 are posted on www.wbhealth.gov.in

You can follow us on :

Facebook at: <https://www.facebook.com/wbdhfw/>

Twitter at: <https://twitter.com/wbdhfw>