



Department of Health & Family Welfare Govt. of West Bengal

WEST BENGAL COVID-19 HEALTH BULLETIN – 19th NOVEMBER 2020

Active COVID-19 Cases as on 19th November: 25,873

S. No	Subject	Number
1	Total COVID-19 Cases till 18 th November	4,41,885
2	New COVID-19 Cases on 19 th November	3,620
3	Total COVID-19 Cases till 19th November (1+2)	4,45,505
4	Total Discharged	4,11,759 (+3,990)
5	Total Deaths as on 19 th November*	7,873 (+53)
6	Active COVID-19 Cases as on 19th November	25,873 (-423)
7	Discharge Rate (4/3)	92.43%

Note: All figures updated till 9AM, 19th November

#Daily increase/decrease with respect to previous day is shown as (+/-)

*Complete analysis can be referred from **Section X**, (Page no. 5)

S. No	Subject	Number
1	Samples Tested till 18 th November	53,45,681
2	Samples Tested on 19 th November	44,263
3	Total Number of Samples Tested till 19th November (1+2)	53,89,944
4	Tests per Million population	59,888
5	% of Positive Cases out of Samples Tested	8.27%
6	Total Testing Laboratories*	95
7	Testing Laboratories added this week	0
8	Testing Laboratories pending approval	1

*Detailed breakup of these laboratories is given on **Page 4 and Page 5**

S. No	Subject	Number
1	Total Number of Hospitals dedicated for treating COVID-19	101
2	Total Number of Govt. Hospitals dedicated for treating COVID-19	44
3	Total Number of Pvt. Hospitals requisitioned for treating COVID-19	57
4	Total Number of earmarked COVID-19 Beds	13,508
5	% Occupancy in COVID Beds	28.97%
6	Total ICU/HDU Beds in the COVID Hospitals	1,809
7	Total Number of Ventilators in the COVID Hospitals	1090

Home Quarantine		
1	Total Home Quarantined People	9,98,614
2	Total number of people currently in Home Quarantine	93,044
3	Total number of people released from Home Quarantine	9,05,570
Safe Homes		
1	Total Number of Safe Homes	200
2	Total Number of Beds in Safe Homes	11,507
3	Total Number of Patients in Safe Homes currently	1,008



Department of Health & Family Welfare Govt. of West Bengal

WEST BENGAL COVID-19 HEALTH BULLETIN – 19th NOVEMBER 2020

V

DISTRICT SNAPSHOT#

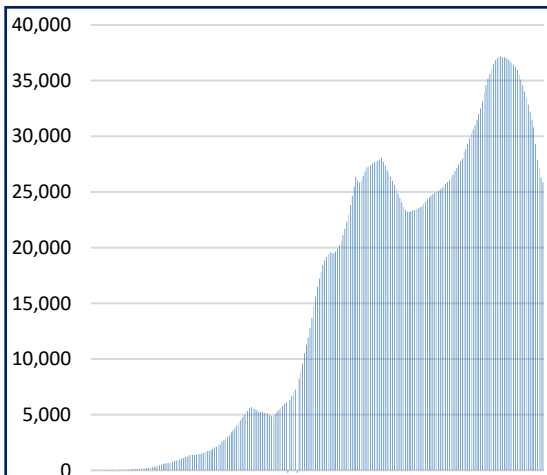
1	2	3	4	5	6 = 3-4-5	7
S. No	District	Total Cases	Total Discharged	Total Deaths	Total Active Cases	Last Reported Case
1	Alipurduar	7,000 ⁺¹³	6,798 ⁺³⁰	80	122 ⁻¹⁷	18- Nov
2	Coochbehar	10,092 ⁺⁴⁷	9,727 ⁺¹⁰⁴	57	308 ⁻⁵⁷	18- Nov
3	Darjeeling	14,140 ⁺¹²⁸	13,162 ⁺¹³⁶	164 ⁺³	814 ⁻¹¹	18- Nov
4	Kalimpong	1,664 ⁺⁴	1,603 ⁺¹⁴	19	42 ⁻¹⁰	18- Nov
5	Jalpaiguri	11,379 ⁺¹⁷¹	10,502 ⁺¹⁶⁸	118 ⁺²	759 ⁺¹	18- Nov
6	Uttar Dinajpur	5,479 ⁺²¹	5,152 ⁺²⁶	57 ⁺¹	270 ⁻⁶	18- Nov
7	Dakshin Dinajpur	7,585 ⁺¹⁸	7,303 ⁺²⁹	56	226 ⁻¹¹	18- Nov
8	Malda	11,000 ⁺⁵¹	10,544 ⁺⁶²	94	362 ⁻¹¹	18- Nov
9	Murshidabad	10,239 ⁺⁶³	9,702 ⁺⁷⁸	113 ⁺²	424 ⁻¹⁷	18- Nov
10	Nadia	15,953 ⁺²¹⁷	14,683 ⁺²⁶²	202	1,068 ⁻⁴⁵	18- Nov
11	Birbhum	7,415 ⁺⁵³	6,968 ⁺⁸²	66 ⁺¹	381 ⁻³⁰	18- Nov
12	Purulia	5,828 ⁺⁴⁴	5,702 ⁺³⁴	37 ⁺²	89 ⁺⁸	18- Nov
13	Bankura	9,158 ⁺²⁴	8,838 ⁺⁷¹	84	236 ⁻⁴⁷	18- Nov
14	Jhargram	2,288 ⁺¹⁷	2,164 ⁺²⁶	14 ⁺¹	110 ⁻¹⁰	18- Nov
15	Paschim Medinipur	17,139 ⁺⁶²	16,099 ⁺¹⁴⁸	243 ⁺²	797 ⁻⁸⁸	18- Nov
16	Purba Medinipur	17,264 ⁺⁶²	16,153 ⁺¹¹⁸	223 ⁺¹	888 ⁻⁵⁷	18- Nov
17	Purba Bardhaman	9,419 ⁺⁸³	8,807 ⁺⁷⁸	79 ⁺¹	533 ⁺⁴	18- Nov
18	Paschim Bardhaman	12,179 ⁺⁷⁹	11,286 ⁺⁹⁴	117 ⁺¹	776 ⁻¹⁶	18- Nov
19	Howrah	29,206 ⁺²²⁹	27,351 ⁺²⁴⁷	829 ⁺⁴	1,026 ⁻²²	18- Nov
20	Hooghly	22,708 ⁺²⁹¹	20,757 ⁺²⁸⁰	380 ⁺⁴	1,571 ⁺⁷	18- Nov
21	North 24 Parganas	91,831 ⁺⁸³³	83,234 ⁺⁸⁷⁵	1,841 ⁺¹²	6,756 ⁻⁵⁴	18- Nov
22	South 24 Parganas	29,213 ⁺²²⁸	27,281 ⁺¹⁶⁵	526 ⁺⁴	1,406 ⁺⁵⁹	18- Nov
23	Kolkata	97,260 ⁺⁸⁸²	87,880 ⁺⁸⁶³	2,471 ⁺¹²	6,909 ⁺⁷	18- Nov
24	Other State	66	63	3	0	6-June
TOTAL		4,45,505^{+3,620}	4,11,759^{+3,990}	7,873⁺⁵³	25,873⁻⁴²³	

#District Wise data is subject to verification and may change

#Daily increase/decrease with respect to previous day is in superscript as +/- (Eg: +4)

VI

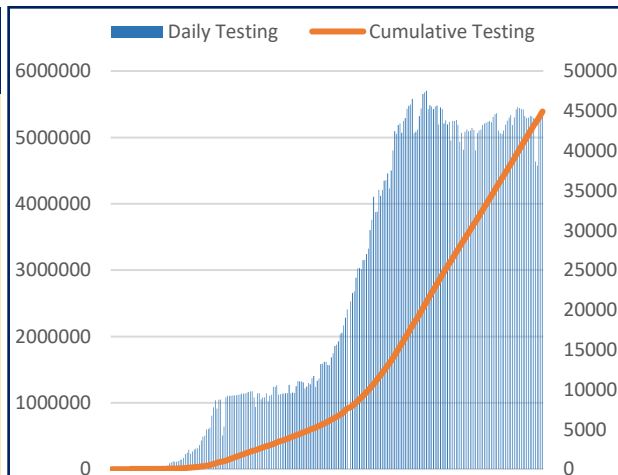
DAILY CUMULATIVE ACTIVE COVID-19 CASES



17th March to 19th Nov

VII

SAMPLES TESTED (Daily and Cumulative)



17th March to 19th Nov



Department of Health & Family Welfare
Govt. of West Bengal

WEST BENGAL COVID-19 HEALTH BULLETIN – 19th NOVEMBER 2020

VIII

UNIT WISE EQUIPMENT SUPPLY (CUMULATIVE)

S. No.	Unit Name	PPE	N95/FFP2	Regular Masks		Gloves	Sanitizer (In ltr.)
				Reusable Mask	Disposable Mask		
1	Alipurduar	17,800	24,250	13,400	97,900	70,200	4,642.0
2	Bankura	43,950	43,700	27,300	1,61,550	1,01,200	7,148.0
3	Birbhum	36,150	24,300	32,400	96,050	44,700	5,771.0
4	Bishnupur HD	13,850	30,100	54,600	1,22,250	1,08,200	5,711.0
5	Coochbehar	32,100	27,450	26,950	41,100	7,200	4,354.0
6	Dakshin Dinajpur	20,400	18,650	21,500	1,17,600	77,200	4,921.0
7	Darjeeling	51,250	50,650	22,900	32,200	10,700	4,298.0
8	Diamond Harbour HD	39,250	30,300	28,000	1,04,550	96,500	4,034.0
9	Hooghly	60,370	49,750	47,000	1,67,200	1,44,100	11,041.0
10	Howrah	1,10,450	71,000	63,780	1,92,050	2,15,200	6,531.0
11	Jalpaiguri	34,800	34,600	45,300	1,08,000	56,200	5,663.0
12	Jhargram	13,250	13,100	24,890	54,050	51,200	4,193.0
13	Kalimpong	21,150	20,900	19,000	68,050	31,200	4,170.5
14	Malda	26,100	22,200	26,000	83,100	93,700	7,151.0
15	Murshidabad	33,333	48,880	48,200	1,43,100	1,29,200	10,080.0
16	Nadia	57,570	37,240	37,100	1,42,050	1,26,700	5,331.0
17	North 24 Parganas	97,800	72,740	31,440	1,84,000	1,08,700	7,133.5
18	Basirhat HD	42,820	43,230	32,280	1,41,050	1,58,000	5,297.0
19	Paschim Bardhaman	35,850	32,100	17,780	1,13,000	1,12,900	1,707.0
20	Paschim Medinipur	32,450	45,300	41,090	1,51,050	1,35,700	6,935.0
21	Purba Bardhaman	57,650	49,700	27,100	1,32,550	1,33,700	9,243.0
22	Purba Medinipur	52,050	38,700	33,220	79,050	88,100	1,731.0
23	Nandigram HD	16,750	31,100	30,640	1,17,550	78,200	7,029.0
24	Purulia	49,950	34,100	52,700	1,43,050	1,17,700	7,421.0
25	Rampurhat HD	24,150	29,000	30,300	59,550	69,500	5,637.0
26	South 24 Parganas	54,450	32,100	33,400	1,02,250	1,02,400	2,141.0
27	Uttar Dinajpur	35,750	43,550	43,850	1,10,050	1,25,200	5,753.0
28	Bankura S MC&H	19,500	42,650	10,200	1,73,500	1,78,400	2,660.0
29	Coochbehar MC&H	13,800	13,900	14,600	50,500	80,500	3,042.0
30	NB MC&H	40,350	94,500	20,000	2,17,200	2,15,500	7,890.0
31	Diamond Harbour MC&H	13,300	21,700	10,100	1,39,500	1,41,500	3,598.0
32	Malda MC&H	18,800	69,100	13,100	1,78,500	2,02,500	5,568.0
33	Murshidabad MC&H	30,130	68,450	14,600	1,19,000	1,72,500	1,940.0
34	Bardhaman MC&H	23,900	34,100	17,500	1,73,500	1,94,500	2,998.0
35	Medinipur MC&H	53,800	70,200	34,100	2,41,500	1,72,000	11,198.0
36	Purulia MC&H	13,300	19,900	51,600	99,500	1,06,000	4,098.0
37	Rampurhat MC&H	21,400	24,400	17,600	38,000	64,500	10,048.0
38	Raiganj MC&H	14,100	11,900	13,100	50,000	71,000	1,890.0
39	JNM MC&H	17,400	20,000	24,000	45,000	40,000	2,572.0
40	Sagar Dutta MC&H	59,520	82,330	17,600	1,59,550	1,73,000	7,278.0
41	ID & BG Hospital	45,050	58,800	20,600	97,100	73,500	2,671.0
42	RG Kar MCH	40,850	61,000	15,800	2,83,050	2,91,200	6,807.0
43	NRS MCH	60,250	86,000	30,800	2,04,550	1,85,200	4,490.0
44	IPGMER & SSKMH	98,900	1,08,590	66,600	4,12,050	3,89,500	14,217.0
45	Medical College, Kolkata	1,48,450	1,32,000	20,800	2,96,050	3,52,500	8,212.0
46	CNMCH	51,350	47,800	23,150	1,33,500	99,500	3,472.0
47	Other Govt Dept/Institutions	4,07,101	3,66,195	2,09,788	10,08,921	9,44,902	52,280.3
48	Stock in hand-In Transit	3,41,568	6,12,835	7,89,601	787	1,508	31,793.9
TOTAL		26,44,262	30,45,040	23,47,359	71,85,208	67,43,210	3,43,790.2

*In addition to State supply, local procurement is also done.



Department of Health & Family Welfare Govt. of West Bengal

WEST BENGAL COVID-19 HEALTH BULLETIN – 19th NOVEMBER 2020

IX

DETAILS OF TESTING LABS

S. No.	Name of Testing Lab	Samples Tested	Method of Testing	Functional WEF
1	NICED	1,37,497	RT-PCR	Since Beginning
2	SSKM	1,99,156	RT-PCR	17-Mar
3	Medinipur MCH	1,35,885	RT-PCR	24-Mar
4	North Bengal MCH	2,24,264	RT-PCR	29-Mar
5	School of Tropical Medicine	1,53,511	RT-PCR	01-Apr
6	Apollo Hospital	29,172	RT-PCR	06-Apr
7	Tata Medical Centre	15,188	RT-PCR	06-Apr
8	Malda MCH	1,52,439	RT-PCR	08-Apr
9	Dr. Lal Pathlab	1,48,783	RT-PCR	17-Apr
10	Command Hospital	21,983	RT-PCR	17-Apr
11	CNCI	14,562	RT-PCR	22-Apr
12	RG Kar MCH	1,60,495	RT-PCR	24-Apr
13	SURAKSHA	89,827	RT-PCR	24-Apr
14	Murshidabad MCH	1,12,424	RT-PCR	26-Apr
15	Peerless	35,789	RT-PCR	30-Apr
16	Burdwan MCH	1,12,249	RT-PCR	06-May
17	MCH Kolkata	75,588	RT-PCR	08-May
18	NRS MCH	75,960	RT-PCR	12-May
19	Sanaka Hospitals	83,570	RT-PCR	12-May
20	Medica Hospital	82,169	RT-PCR	15-May
21	Bankura MCH	96,580	RT-PCR	22-May
22	Suri DH	82,007	RT-PCR	22-May
23	Coochbehar GMCH	79,916	RT-PCR	06-Jun
24	COMJNM Kalyani	1,09,119	RT-PCR	10-Jun
25	Desun Hospital	3,462	RT-PCR	17-Jun
26	RN Tagore Hospital	15,659	RT-PCR	24-Jun
27	Raigunj MCH	55,339	RT-PCR	26-Jun
28	Jagannath Gupta Institute of Medical Sciences	2,726	RT-PCR	06-Jul
29	ESI-Postgraduate Institute of Medical Science and Research	5,309	RT-PCR	16-Jul
30	Remedy Lifecare, Kolkata	6,054	RT-PCR	21-Jul
31	AMRI Dhakuria	26,530	RT-PCR	19-May
32	Rampurhat MCH	40,866	RT-PCR	19-May
33	CNMCH	34,083	RT-PCR	20-May
34	DH GMCH	59,697	RT-PCR	20-May
35	COMSDH	29,609	RT-PCR	27-May
36	Purulia Govt. MCH	47,902	RT-PCR	03-Jun
37	SRL Lab	44,586	RT-PCR	18-Jun
38	Probe diagnostics	8,924	RT-PCR	14-Aug
39	Pulse Diagnostics	14,811	RT-PCR	12-Sept
40	RB Diagnostic Kolkata	10,585	RT-PCR	20-Sept
41	Purba Medinipur DH	6,524	RT-PCR	24-Sept
42	B.P. Poddar Hospital & Medical Research Ltd	254	RT-PCR	27-Oct
43	Swastik Clinic & Seva Sadan Pvt. Ltd., Birbhum	50	RT-PCR	27-Oct
44	Repromed Diagnostic Ltd	1,909	RT-PCR	24-Sept
45	Gouri Devi Institute of Medical Sciences and Hospital	91	RT-PCR	7-Nov
46	AMRI Salt Lake	9,450	CBNAAT	01-May
47	CMRI	7,924	CBNAAT	13-May
48	Asansol DH	1,915	TRUENAT	19-May

Note: Average tests per CBNAAT and TRUENAT machines are 32 per day and 16 per day respectively



Department of Health & Family Welfare Govt. of West Bengal

WEST BENGAL COVID-19 HEALTH BULLETIN – 19th NOVEMBER 2020

IX

DETAILS OF TESTING LABS

S. No.	Name of Testing Lab	Samples Tested	Method of Testing	Functional WEF
49	Jhargram DH	2,092	TRUENAT	19-May
50	Falakata SSH	3,205	TRUENAT	20-May
51	Balurghat DH	2,077	TRUENAT	22-May
52	Serampore DH	1,109	TRUENAT	25-May
53	Uluberia SSH	1,560	TRUENAT	27-May
54	Jangipur SDH	1,402	TRUENAT	27-May
55	Egra SDH	524	TRUENAT	27-May
56	MR Bangur Hospital	398	TRUENAT	28-May
57	Chanchal SDH	556	TRUENAT	28-May
58	Biswa Bangla Krirangan COVID Hospital	64,288	TRUENAT	31-May
59	Woodlands	4,098	CBNAAT	11-Jun
60	Alipurduar DH	1,542	TRUENAT	16-Jun
61	Basirhat DH	305	TRUENAT	19-Jun
62	Anandaloke Sonoscan, Siliguri	2,860	TRUENAT	27-Jun
63	Gangarampur SDH	992	CBNAAT	16-Jul
64	Contai SDH	286	TRUENAT	20-Jul
65	ILS hospital	1,321	TRUENAT	25-Jul
66	Uttar Latabari DH	87	TRUENAT	04-Aug
67	Nandigram SSH/DH	780	TRUENAT	04-Aug
68	Panskura Hospital	314	TRUENAT	06-Aug
69	Chittaranjan Seva Sadan Hospital	1,449	TRUENAT	10-Aug
70	Dr. PK Saha Hospital, Coochbihar	2,074	TRUENAT	11-Aug
71	Salt Lake SDH	547	TRUENAT	13-Aug
72	Charnock Hospital	2,184	TRUENAT	14-Aug
73	Gabberia SGH	104	TRUENAT	15-Aug
74	Spandan Disgnostic Center	4,310	TRUENAT	16-Aug
75	Kakdwip SSH	157	TRUENAT	17-Aug
76	Mal SSH	68	TRUENAT	18-Aug
77	Howrah DH	119	TRUENAT	21-Aug
78	Sagardighi SSH	211	TRUENAT	2-Sept
79	Domkal SSH	134	TRUENAT	6-Sept
80	Udaynarayanpur SGH Howrah	34	TRUENAT	7- Sept
81	GD Hospital & Diabetes Institute, Howrah	570	CBNAAT	8-Sept
82	Nightingale Diagnostic & Medicare Centre	852	TRUENAT	12-Sept
83	Bhagirathi Neotia Woman * Child Care Centre	162	CBNAAT	16-Sept
84	Krishnanagar DTC	53	TRUENAT	29-Sept
85	Mission Hospital, Durgapur	2,413	TRUENAT	29-Sept
86	Medinova, Kolkata	1,112	TRUENAT	1-Oct
87	Specialist Clinic & Diagnostic, Barasat	365	TRUENAT	1-Oct
88	MSS Bansal Medical, Kolkata	1,562	TRUENAT	2-Oct
89	TLJ, SGH, Howrah	14	TRUENAT	2-Oct
90	Narayan Memorial Hospital, Kolkata	117	TRUENAT	2-Oct
91	Kalimpong DH	209	TRUENAT	6-Oct
92	Mirik BPHC, Darjeeling	43	TRUENAT	9-Oct
93	Barjore SSH, Bankura	66	TRUENAT	11-Oct
94	Darjeeling DH	76	TRUENAT	11-Oct
95	Metropolis Kolkata	11	TRUENAT	14-Oct
96	<i>Antigen Test done within the State</i>	23,03,945	-	-
97	<i>Samples Tested in Labs Outside the State</i>	1,14,795	RT-PCR	-
TOTAL		53,89,944		

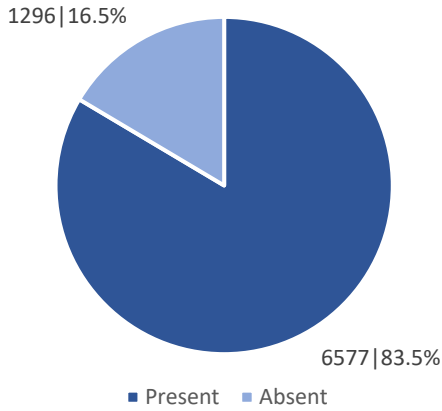
Note: Average tests per CBNAAT and TRUENAT machines are 32 per day and 16 per day respectively



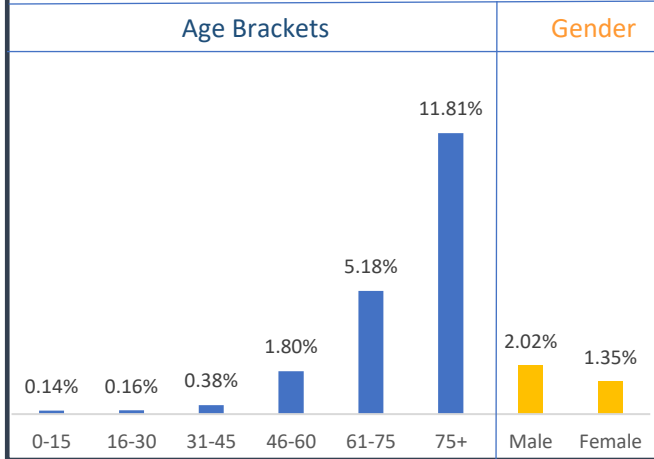
WEST BENGAL COVID-19 HEALTH BULLETIN – 19th NOVEMBER 2020

X

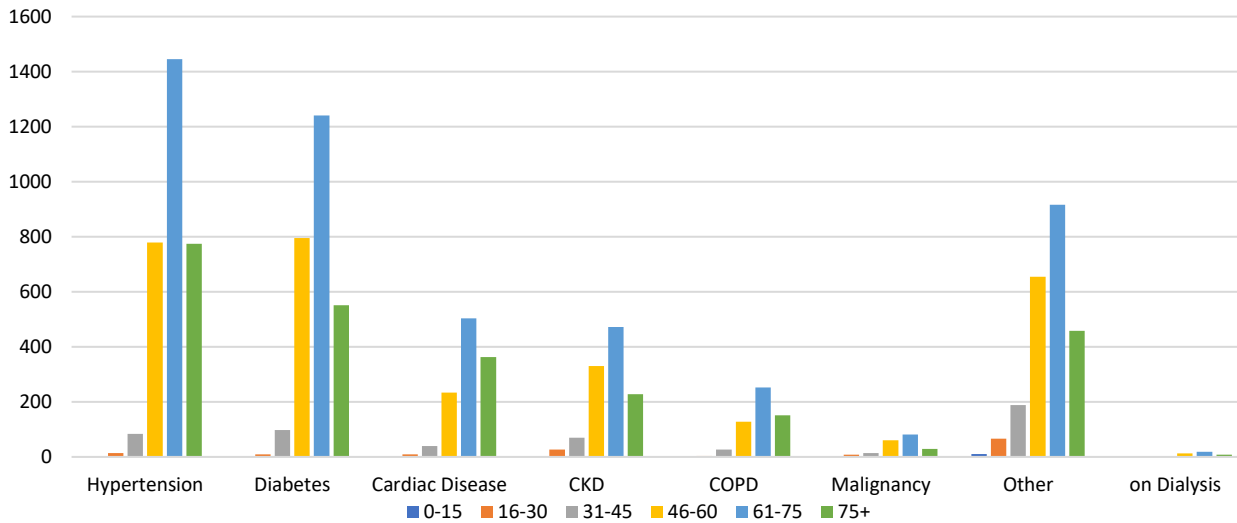
Comorbidity Status in Deceased Cases (n=7,873)



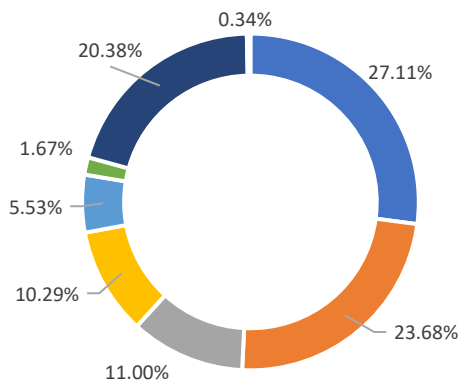
Fatality Rate in Respective Age Brackets & Gender Group



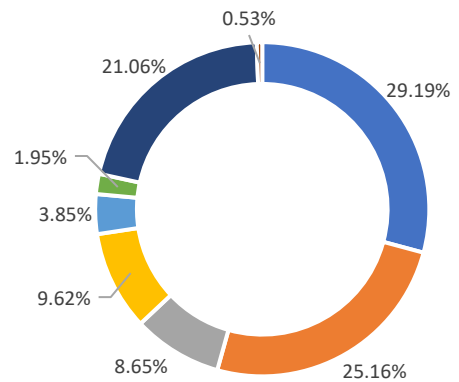
Age Group Wise Comorbidities Among Deceased



Share of Comorbidities in Male



Share of Comorbidities in Female



FATALITY ANALYSIS

■ Hypertension ■ Diabetes ■ Cardiac Disease ■ CKD ■ COPD ■ Malignancy ■ Other ■ on Dialysis



Department of Health & Family Welfare Govt. of West Bengal

WEST BENGAL COVID-19 HEALTH BULLETIN – 19th NOVEMBER 2020

XI
EQUIPMENT SUPPLY

S. No	Equipment	Ordered by State Govt.	Received Yesterday	Total Received by State Govt.	Order Pending
1	PPEs	29.10 L	5,000	25.73 L	3.37 L
2	N95/FFP2 Masks	36.20 L	20,000	29.49 L	6.71 L
3	Regular Masks	79.50 L	25,000	75.05 L	4.45 L
4	Hand Sanitizers (In Ltrs.)	3.61 L	1,000	3.26 L	0.35 L
5	Gloves	69.50 L	30,000	64.30 L	5.20 L
6	Thermal Guns	20,000	NIL	20,000	NIL

XII
DEDICATED COVID-19 HELPLINE (24 X 7)

1. Dedicated COVID-19 Helpline : **1800 313 444 222**
2. Direct Telemedicine Line : **033 23576001**
3. Ambulance Service : **033 40902929**
4. COVID Telemedicine App "[Covid Telemedicine WB](#)" on Google Play Store
 - These services include allocation of beds in Govt. hospitals and Safe Homes
 - Telemedicine for citizens at large and those in home isolation
 - Ambulance service includes guidance and provision of Govt. ambulance
5. Tele-Psychological counselling services have started since August 1st, 2020.

General Queries

1	A	Total Queries addressed in last 24 hours	3,234
	B	Total Queries addressed till 18 th November	14,19,378

Telemedicine

2	A	Total consultations given in last 24 hours	3,243
	B	Total consultations given till 18 th November	4,59,819

Ambulance Services

3	A	Ambulances assigned in last 24 hours	467
	B	Total calls received in last 24 hours	473

Tele-Psychological Counselling

4	A	Counselling given in last 24 hours	3,014
	B	Counselling given till 18 th November	1,54,997

State Government Interventions :

- Weekly death rate is 1.48% .Both death rate and Infection rate are showing a downward trend.
- Additional 1974 Oxygenated beds and 805 ICU/HDU beds will be added within November 2020
- Status of availability of beds for COVID positive patients in government and private hospitals is available at Health & FW Department's website: www.wbhealth.gov.in
- Safe Homes : An initiative by the Government of West Bengal for care and treatment of asymptomatic/mild symptomatic COVID patients for whom home isolation is not possible /advisable
- As per State Government advisory Satellite Health Facilities are being developed by private hospitals in close vicinity of their hospitals as separate health facility for treatment of asymptomatic/mild symptomatic COVID patients. This intervention is expected to free beds in the hospitals for serious patients.

All the guidelines and orders relating to Covid-19 are posted on www.wbhealth.gov.in

You can follow us on :

Facebook at: <https://www.facebook.com/wbdhfw/>

Twitter at: <https://twitter.com/wbdhfw>