



# Department of Health & Family Welfare Govt. of West Bengal

## WEST BENGAL COVID-19 HEALTH BULLETIN - 18<sup>th</sup> JULY 2020

### Active COVID-19 Cases as on 18<sup>th</sup> July: 15,594

| S. No    | Subject                                                     | Number               |
|----------|-------------------------------------------------------------|----------------------|
| 1        | Total COVID-19 Cases till 17 <sup>th</sup> July             | 38,011               |
| 2        | New COVID-19 Cases on 18 <sup>th</sup> July                 | 2,198                |
| <b>3</b> | <b>Total COVID-19 Cases till 18<sup>th</sup> July (1+2)</b> | <b>40,209</b>        |
| 4        | Total Discharged                                            | 23,539 (+1,286)      |
| 5        | Total Deaths as on 18 <sup>th</sup> July*                   | 1,076 (+27)          |
| <b>6</b> | <b>Active COVID-19 Cases as on 18<sup>th</sup> July</b>     | <b>15,594 (+885)</b> |
| 7        | Discharge Rate (4/3)                                        | 58.54%               |

**Note:** All figures updated till 9AM, 18<sup>th</sup> July

#Daily increase/decrease with respect to previous day is shown as (+/-)

\*Complete analysis can be referred from **Section X**, (Page no. 5)

| S. No    | Subject                                                               | Number          |
|----------|-----------------------------------------------------------------------|-----------------|
| 1        | Samples Tested till 17 <sup>th</sup> July                             | <b>6,76,348</b> |
| 2        | Samples Tested on 18 <sup>th</sup> July                               | 13,465          |
| <b>3</b> | <b>Total Number of Samples Tested till 18<sup>th</sup> July (1+2)</b> | <b>6,89,813</b> |
| 4        | Tests per Million population                                          | 7,665           |
| 5        | % of Positive Cases out of Samples Tested                             | 5.83%           |
| 6        | Total Testing Laboratories*                                           | 54              |
| 7        | Testing Laboratories added this week                                  | 2               |
| 8        | Testing Laboratories pending approval                                 | 1               |

\*Detailed breakup of these laboratories is given on **Page 4**

| S. No | Subject                                                            | Number |
|-------|--------------------------------------------------------------------|--------|
| 1     | Total Number of Hospitals dedicated for treating COVID-19          | 81     |
| 2     | Total Number of Govt. Hospitals dedicated for treating COVID-19    | 27     |
| 3     | Total Number of Pvt. Hospitals requisitioned for treating COVID-19 | 54     |
| 4     | Total Number of earmarked COVID-19 Beds                            | 11,227 |
| 5     | % Occupancy in COVID Beds                                          | 34.17% |
| 6     | Total ICU Beds in the COVID Hospitals                              | 948    |
| 7     | Total Number of Ventilators in the COVID Hospitals                 | 395    |

| Institutional Quarantine          |                                                               |          |
|-----------------------------------|---------------------------------------------------------------|----------|
| 1                                 | Total Govt. Quarantine Centres                                | 582      |
| 2                                 | Total number of people in Govt. Quarantine Centres            | 3,806    |
| 3                                 | Total number of people released from Govt. Quarantine Centres | 1,03,315 |
| Home Quarantine                   |                                                               |          |
| 1                                 | Total Home Quarantined People                                 | 3,73,105 |
| 2                                 | Total number of people currently in Home Quarantine           | 29,603   |
| 3                                 | Total number of people released from Home Quarantine Centres  | 3,43,502 |
| Quarantine for Migrant Returnees* |                                                               |          |
| 1                                 | Total Quarantine Facilities                                   | 22       |
| 2                                 | Total number of returnees in Quarantine Centres               | 140      |
| 3                                 | Total number of workers released from Quarantine Centres      | 2,76,134 |
| Safe Homes                        |                                                               |          |
| 1                                 | Total Number of Safe Homes                                    | 106      |
| 2                                 | Total Number of Beds in Safe Homes                            | 6,908    |
| 3                                 | Total Number of Patients in Safe Homes currently              | 558      |

\*State Govt has set-up special quarantine facilities for migrant workers returning via Shramik Trains

COVID 19 STATUS

TESTING  
SNAPSHOT

INFRASTRUCTURE  
DETAILS

IV

QUARANTINE DETAILS



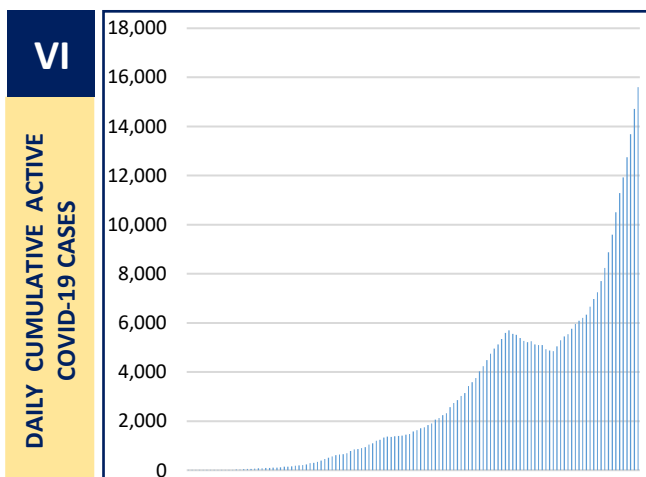
# Department of Health & Family Welfare Govt. of West Bengal

## WEST BENGAL COVID-19 HEALTH BULLETIN - 18<sup>th</sup> JULY 2020

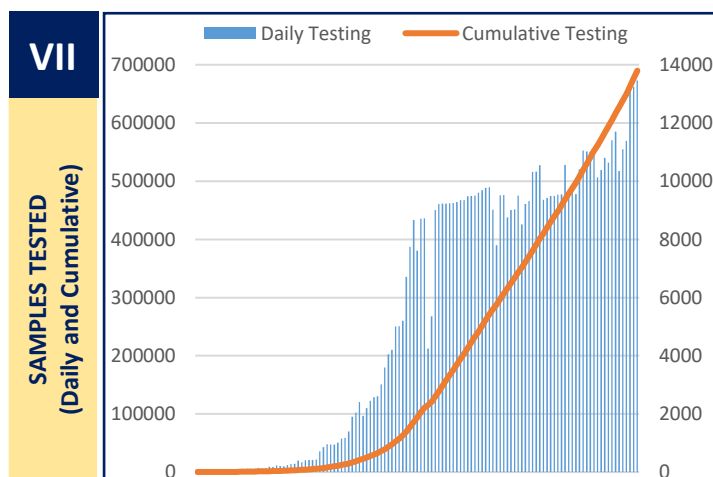
| V                  | 1     | 2                 | 3                              | 4                              | 5                          | 6 = 3-4-5                    | 7                  |
|--------------------|-------|-------------------|--------------------------------|--------------------------------|----------------------------|------------------------------|--------------------|
| DISTRICT SNAPSHOT# | S. No | District          | Total Cases                    | Total Discharged               | Total Deaths               | Total Active Cases           | Last Reported Case |
|                    | 1     | Alipurduar        | 217 <sup>+5</sup>              | 193 <sup>+2</sup>              | 1 <sup>+1</sup>            | 23 <sup>+2</sup>             | 17-July            |
|                    | 2     | Coochbehar        | 398 <sup>+2</sup>              | 318 <sup>+3</sup>              | 0                          | 80 <sup>-1</sup>             | 17-July            |
|                    | 3     | Darjeeling        | 1,237 <sup>+70</sup>           | 735 <sup>+44</sup>             | 14                         | 488 <sup>+26</sup>           | 17-July            |
|                    | 4     | Kalimpong         | 63 <sup>+4</sup>               | 55                             | 1                          | 7 <sup>+4</sup>              | 17-July            |
|                    | 5     | Jalpaiguri        | 729 <sup>+64</sup>             | 449 <sup>+34</sup>             | 3                          | 277 <sup>+30</sup>           | 17-July            |
|                    | 6     | Uttar Dinajpur    | 560 <sup>+36</sup>             | 350 <sup>+9</sup>              | 1                          | 209 <sup>+27</sup>           | 17-July            |
|                    | 7     | Dakshin Dinajpur  | 646 <sup>+94</sup>             | 311 <sup>+3</sup>              | 4 <sup>+1</sup>            | 331 <sup>+90</sup>           | 17-July            |
|                    | 8     | Malda             | 1,626 <sup>+85</sup>           | 1,025 <sup>+93</sup>           | 7                          | 594 <sup>-8</sup>            | 17-July            |
|                    | 9     | Murshidabad       | 475 <sup>+39</sup>             | 310 <sup>+19</sup>             | 5                          | 160 <sup>+20</sup>           | 17-July            |
|                    | 10    | Nadia             | 544 <sup>+48</sup>             | 379 <sup>+9</sup>              | 9                          | 156 <sup>+39</sup>           | 17-July            |
|                    | 11    | Birbhum           | 353 <sup>+1</sup>              | 322 <sup>+10</sup>             | 3                          | 28 <sup>-9</sup>             | 17-July            |
|                    | 12    | Purulia           | 122 <sup>+1</sup>              | 113 <sup>+1</sup>              | 0                          | 9                            | 17-July            |
|                    | 13    | Bankura           | 369 <sup>+13</sup>             | 298 <sup>+15</sup>             | 0                          | 71 <sup>-2</sup>             | 17-July            |
|                    | 14    | Jhargram          | 28                             | 25                             | 0                          | 3                            | 15-July            |
|                    | 15    | Paschim Medinipur | 683 <sup>+55</sup>             | 432 <sup>+19</sup>             | 11 <sup>+2</sup>           | 240 <sup>+34</sup>           | 17-July            |
|                    | 16    | Purba Medinipur   | 765 <sup>+32</sup>             | 453 <sup>+15</sup>             | 9                          | 303 <sup>+17</sup>           | 17-July            |
|                    | 17    | Purba Bardhaman   | 332 <sup>+20</sup>             | 208 <sup>+14</sup>             | 3                          | 121 <sup>+6</sup>            | 17-July            |
|                    | 18    | Paschim Bardhaman | 321 <sup>+18</sup>             | 186 <sup>+22</sup>             | 7                          | 128 <sup>-4</sup>            | 17-July            |
|                    | 19    | Howrah            | 4,915 <sup>+160</sup>          | 3,314 <sup>+244</sup>          | 142 <sup>+1</sup>          | 1,459 <sup>-85</sup>         | 17-July            |
|                    | 20    | Hooghly           | 1,958 <sup>+107</sup>          | 1,306 <sup>+98</sup>           | 40 <sup>+4</sup>           | 612 <sup>+5</sup>            | 17-July            |
|                    | 21    | North 24 Parganas | 8,032 <sup>+554</sup>          | 4,008 <sup>+211</sup>          | 204 <sup>+4</sup>          | 3,820 <sup>+339</sup>        | 17-July            |
|                    | 22    | South 24 Parganas | 3,088 <sup>+142</sup>          | 1,720 <sup>+168</sup>          | 48 <sup>+2</sup>           | 1,320 <sup>-28</sup>         | 17-July            |
|                    | 23    | Kolkata           | 12,682 <sup>+648</sup>         | 6,966 <sup>+253</sup>          | 561 <sup>+12</sup>         | 5,155 <sup>+383</sup>        | 17-July            |
|                    | 24    | Other State       | 66                             | 63                             | 3                          | 0                            | 6-Jun              |
|                    |       | <b>TOTAL</b>      | <b>40,209<sup>+2,198</sup></b> | <b>23,539<sup>+1,286</sup></b> | <b>1,076<sup>+27</sup></b> | <b>15,594<sup>+885</sup></b> |                    |

#District Wise data is subject to verification and may change

#Daily increase/decrease with respect to previous day is in superscript as +/- (Eg: +4)



17<sup>th</sup> March to 18<sup>th</sup> July



17<sup>th</sup> March to 18<sup>th</sup> July



Department of Health & Family Welfare  
Govt. of West Bengal

WEST BENGAL COVID-19 HEALTH BULLETIN - 18<sup>th</sup> JULY 2020

VIII

| S. No.       | Unit Name                    | PPE              | N95/FFP2         | Regular Masks    |                  | Gloves           | Sanitizer<br>(In ltr.) |
|--------------|------------------------------|------------------|------------------|------------------|------------------|------------------|------------------------|
|              |                              |                  |                  | Reusable Mask    | Disposable Mask  |                  |                        |
| 1            | Alipurduar                   | 11,800           | 13,150           | 13,400           | 68,400           | 43,700           | 3,042.0                |
| 2            | Bankura                      | 19,250           | 17,700           | 20,800           | 70,050           | 41,200           | 4,448.0                |
| 3            | Birbhum                      | 20,450           | 12,700           | 22,400           | 42,550           | 4,200            | 3,971.0                |
| 4            | Bishnupur HD                 | 7,350            | 14,900           | 35,100           | 70,750           | 60,500           | 3,961.0                |
| 5            | Coochbehar                   | 21,100           | 12,850           | 21,700           | 23,100           | 4,700            | 2,104.0                |
| 6            | Dakshin Dinajpur             | 10,900           | 10,550           | 21,500           | 64,100           | 43,700           | 3,571.0                |
| 7            | Darjeeling                   | 20,250           | 17,150           | 22,900           | 24,200           | 6,700            | 4,098.0                |
| 8            | Diamond Harbour HD           | 22,250           | 11,600           | 23,500           | 58,550           | 33,500           | 2,534.0                |
| 9            | Hooghly                      | 22,870           | 14,750           | 30,000           | 52,200           | 46,600           | 5,041.0                |
| 10           | Howrah                       | 53,950           | 33,500           | 37,780           | 82,050           | 104,200          | 4,531.0                |
| 11           | Jalpaiguri                   | 18,800           | 16,600           | 37,400           | 58,000           | 8,700            | 3,463.0                |
| 12           | Jhargram                     | 7,550            | 6,300            | 19,890           | 36,550           | 21,200           | 2,693.0                |
| 13           | Kalimpong                    | 10,650           | 11,800           | 19,000           | 39,550           | 8,200            | 2,870.5                |
| 14           | Malda                        | 16,100           | 12,700           | 26,000           | 55,100           | 57,700           | 5,301.0                |
| 15           | Murshidabad                  | 14,833           | 19,980           | 33,700           | 67,100           | 15,700           | 8,180.0                |
| 16           | Nadia                        | 33,570           | 15,740           | 33,800           | 74,050           | 69,200           | 3,831.0                |
| 17           | North 24 Parganas            | 31,800           | 23,540           | 30,440           | 73,500           | 35,700           | 5,433.5                |
| 18           | Basirhat HD                  | 21,820           | 19,730           | 28,280           | 82,050           | 91,500           | 2,497.0                |
| 19           | Paschim Bardhaman            | 19,150           | 14,400           | 17,580           | 36,000           | 53,400           | 1,257.0                |
| 20           | Paschim Medinipur            | 12,650           | 19,300           | 28,590           | 61,050           | 60,200           | 3,835.0                |
| 21           | Purba Bardhaman              | 24,650           | 18,100           | 23,800           | 62,050           | 60,200           | 4,693.0                |
| 22           | Purba Medinipur              | 23,050           | 13,500           | 26,220           | 15,050           | 10,600           | 1,731.0                |
| 23           | Nandigram HD                 | 9,750            | 13,700           | 24,140           | 73,050           | 46,200           | 5,329.0                |
| 24           | Purulia                      | 25,950           | 15,000           | 40,200           | 73,550           | 55,700           | 5,671.0                |
| 25           | Rampurhat HD                 | 14,650           | 10,900           | 21,800           | 31,550           | 28,500           | 2,887.0                |
| 26           | South 24 Parganas            | 18,750           | 13,800           | 20,900           | 44,050           | 21,200           | 1,641.0                |
| 27           | Uttar Dinajpur               | 26,750           | 19,350           | 37,600           | 59,550           | 32,700           | 3,603.0                |
| 28           | Bankura S MC&H               | 9,000            | 18,150           | 10,200           | 81,000           | 86,500           | 1,060.0                |
| 29           | Coochbehar MC&H              | 9,800            | 6,900            | 12,600           | 31,000           | 39,000           | 1,992.0                |
| 30           | NB MC&H                      | 19,350           | 30,100           | 18,000           | 97,200           | 89,000           | 3,690.0                |
| 31           | Diamond Harbour MC&H         | 8,800            | 9,500            | 9,600            | 72,000           | 79,500           | 1,598.0                |
| 32           | Malda MC&H                   | 11,300           | 26,300           | 11,100           | 103,000          | 103,500          | 2,718.0                |
| 33           | Murshidabad MC&H             | 18,630           | 22,450           | 12,600           | 49,500           | 67,500           | 1,490.0                |
| 34           | Bardhaman MC&H               | 13,400           | 15,600           | 17,500           | 77,000           | 85,500           | 2,098.0                |
| 35           | Medinipur MC&H               | 20,700           | 21,800           | 24,100           | 108,500          | 74,500           | 4,498.0                |
| 36           | Purulia MC&H                 | 8,800            | 11,200           | 51,600           | 65,000           | 53,500           | 1,798.0                |
| 37           | Rampurhat MC&H               | 14,400           | 11,900           | 15,600           | 26,500           | 28,500           | 6,098.0                |
| 38           | Raiganj MC&H                 | 7,600            | 6,400            | 9,100            | 25,000           | 24,500           | 890.0                  |
| 39           | JNM MC&H                     | 11,500           | 12,500           | 17,000           | 35,000           | 13,500           | 1,272.0                |
| 40           | Sagar Dutta MC&H             | 18,620           | 16,330           | 17,600           | 64,050           | 81,500           | 3,078.0                |
| 41           | ID & BG Hospital             | 33,050           | 30,800           | 16,600           | 69,100           | 44,500           | 2,671.0                |
| 42           | RG Kar MCH                   | 24,850           | 32,000           | 15,800           | 151,050          | 157,700          | 4,007.0                |
| 43           | NRS MCH                      | 29,250           | 25,500           | 24,300           | 58,050           | 37,500           | 3,140.0                |
| 44           | IPGMER & SSKMH               | 57,400           | 46,590           | 44,100           | 230,550          | 228,500          | 6,167.0                |
| 45           | Medical College, Kolkata     | 62,450           | 52,000           | 18,800           | 123,050          | 172,500          | 3,712.0                |
| 46           | CNMCH                        | 33,350           | 25,800           | 19,150           | 99,500           | 22,500           | 2,972.0                |
| 47           | Other Govt Dept/Institutions | 213,926          | 191,510          | 148,558          | 416,726          | 446,502          | 28,913.3               |
| 48           | Stock in hand-In Transit     | 642,443          | 139,420          | 353,031          | 1,049,682        | 346,408          | 32,710.9               |
| <b>TOTAL</b> |                              | <b>1,809,262</b> | <b>1,176,040</b> | <b>1,585,359</b> | <b>4,530,208</b> | <b>3,348,210</b> | <b>218,790.2</b>       |

UNIT WISE EQUIPMENT SUPPLY (CUMULATIVE)

\*In addition to State supply, local procurement is also done.



# Department of Health & Family Welfare Govt. of West Bengal

## WEST BENGAL COVID-19 HEALTH BULLETIN - 18<sup>th</sup> JULY 2020

IX

DETAILS OF TESTING LABS

| S. No.       | Name of Testing Lab                                        | Samples Tested  | Method of Testing | Functional WEF  |
|--------------|------------------------------------------------------------|-----------------|-------------------|-----------------|
| 1            | NICED                                                      | 59,729          | RT-PCR            | Since Beginning |
| 2            | SSKM                                                       | 61,946          | RT-PCR            | 17-Mar          |
| 3            | Medinipur MCH                                              | 51,590          | RT-PCR            | 24-Mar          |
| 4            | North Bengal MCH                                           | 67,057          | RT-PCR            | 29-Mar          |
| 5            | School of Tropical Medicine                                | 32,563          | RT-PCR            | 1-Apr           |
| 6            | Apollo Hospital                                            | 7,280           | RT-PCR            | 6-Apr           |
| 7            | Tata Medical Centre                                        | 6,513           | RT-PCR            | 6-Apr           |
| 8            | Malda MCH                                                  | 42,278          | RT-PCR            | 8-Apr           |
| 9            | Dr. Lal Pathlab                                            | 56,756          | RT-PCR            | 17-Apr          |
| 10           | Command Hospital                                           | 5,486           | RT-PCR            | 17-Apr          |
| 11           | CNCI                                                       | 5,219           | RT-PCR            | 22-Apr          |
| 12           | RG Kar MCH                                                 | 50,274          | RT-PCR            | 24-Apr          |
| 13           | SURAKSHA                                                   | 31,695          | RT-PCR            | 24-Apr          |
| 14           | Murshidabad MCH                                            | 32,055          | RT-PCR            | 26-Apr          |
| 15           | Peerless                                                   | 6,555           | RT-PCR            | 30-Apr          |
| 16           | Burdwan MCH                                                | 27,306          | RT-PCR            | 6-May           |
| 17           | MCH Kolkata                                                | 7,999           | RT-PCR            | 8-May           |
| 18           | NRS MCH                                                    | 16,308          | RT-PCR            | 12-May          |
| 19           | Sanaka Hospitals                                           | 29,528          | RT-PCR            | 12-May          |
| 20           | Medica Hospital                                            | 17,007          | RT-PCR            | 15-May          |
| 21           | Bankura MCH                                                | 17,445          | RT-PCR            | 22-May          |
| 22           | Suri DH                                                    | 12,972          | RT-PCR            | 22-May          |
| 23           | COMJNM Kalyani                                             | 11,070          | RT-PCR            | 10-Jun          |
| 24           | Desun Hospital                                             | 572             | RT-PCR            | 17-Jun          |
| 25           | RN Tagore Hospital                                         | 1,591           | RT-PCR            | 24-Jun          |
| 26           | Raigunj MCH                                                | 4,312           | RT-PCR            | 26-Jun          |
| 27           | Jagannath Gupta Institute of Medical Sciences              | 149             | RT-PCR            | 6-Jul           |
| 28           | ESI-Postgraduate Institute of Medical Science and Research | 536             | RT-PCR            | 16-Jul          |
| 29           | AMRI Salt Lake                                             | 2,322           | CBNAAT            | 1-May           |
| 30           | CMRI                                                       | 1,701           | CBNAAT            | 13-May          |
| 31           | AMRI Dhakuria                                              | 3,664           | TRUENAT           | 19-May          |
| 32           | Asansol DH                                                 | 892             | TRUENAT           | 19-May          |
| 33           | Jhargram DH                                                | 446             | TRUENAT           | 19-May          |
| 34           | Rampurhat MCH                                              | 417             | TRUENAT           | 19-May          |
| 35           | CNMCH                                                      | 1,157           | TRUENAT           | 20-May          |
| 36           | Falakata SSH                                               | 1,780           | TRUENAT           | 20-May          |
| 37           | DH GMCH                                                    | 210             | TRUENAT           | 20-May          |
| 38           | Balurghat DH                                               | 1,113           | TRUENAT           | 22-May          |
| 39           | Serampore DH                                               | 720             | TRUENAT           | 25-May          |
| 40           | Uluberia SSH                                               | 525             | TRUENAT           | 27-May          |
| 41           | Jangipur SDH                                               | 394             | TRUENAT           | 27-May          |
| 42           | Egra SDH                                                   | 219             | TRUENAT           | 27-May          |
| 43           | COMSDH                                                     | 232             | CBNAAT            | 27-May          |
| 44           | MR Bangur Hospital                                         | 176             | TRUENAT           | 28-May          |
| 45           | Chanchal SDH                                               | 172             | TRUENAT           | 28-May          |
| 46           | Biswa Bangla Krirangan COVID Hospital                      | 926             | TRUENAT           | 31-May          |
| 47           | Purulia Govt. MCH                                          | 679             | TRUENAT           | 3-Jun           |
| 48           | Coochbehar GMCH                                            | 287             | CBNAAT            | 6-Jun           |
| 49           | Woodlands                                                  | 337             | CBNAAT            | 11-Jun          |
| 50           | Alipurduar DH                                              | 701             | TRUENAT           | 16-Jun          |
| 51           | SRL Lab                                                    | 304             | CBNAAT            | 18-Jun          |
| 52           | Basirhat DH                                                | 79              | TRUENAT           | 19-Jun          |
| 53           | Anandaloke Sonoscan, Siliguri                              | 132             | TRUENAT           | 27-Jun          |
| 54           | Gangarampur SDH                                            | 94              | CBNAAT            | 16-Jul          |
| 55           | <i>Samples Tested in Labs Outside the State</i>            | 6,343           | RT-PCR            | -               |
| <b>TOTAL</b> |                                                            | <b>6,89,813</b> |                   |                 |

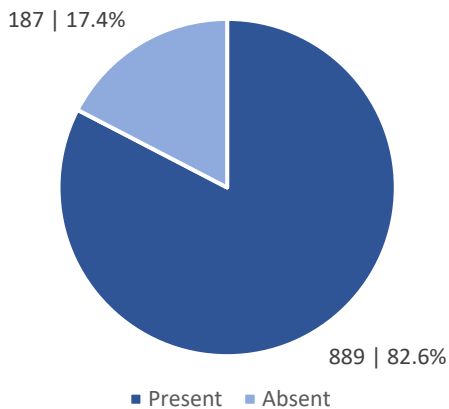
Note: Average tests per CBNAAT and TRUENAT machines are 32 per day and 16 per day respectively



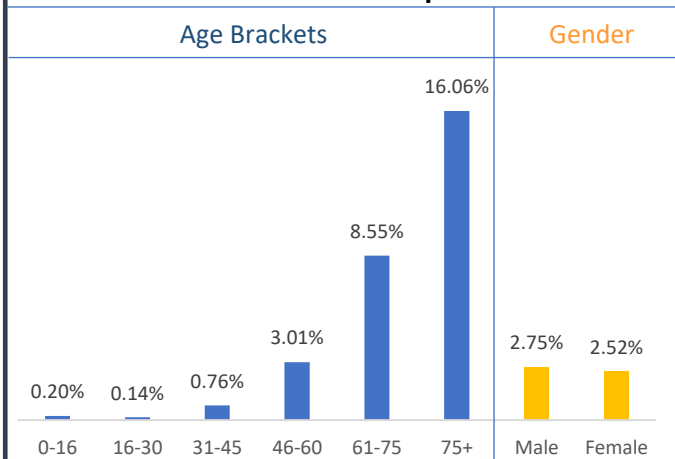
WEST BENGAL COVID-19 HEALTH BULLETIN - 18<sup>th</sup> JULY 2020

X

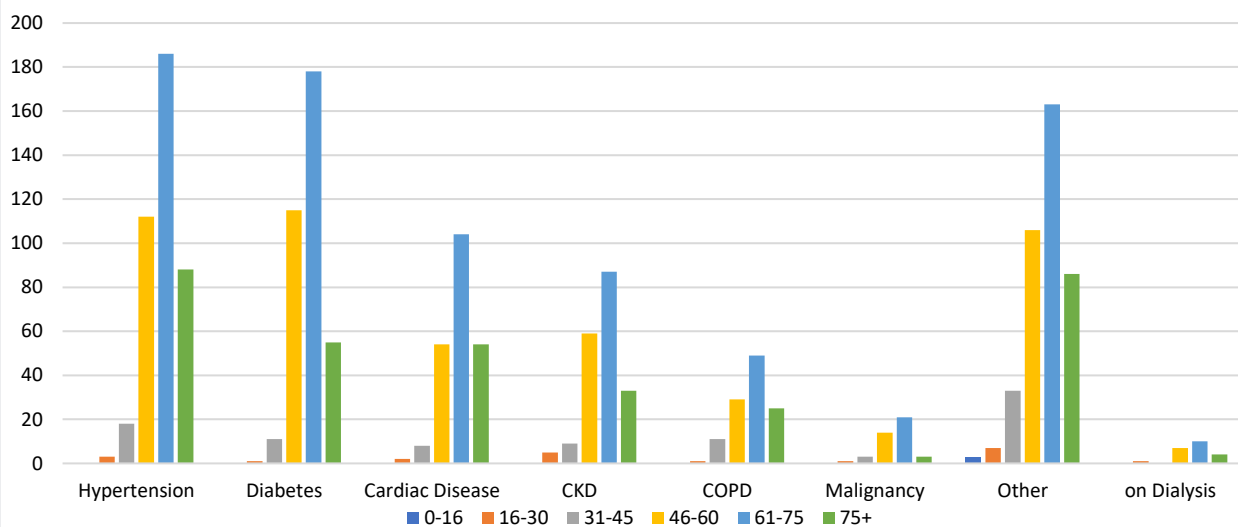
**Comorbidity Status in Deceased Cases (n=1,076)**



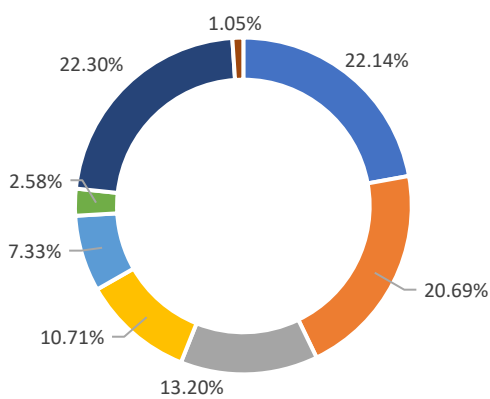
**Fatality Rate in Respective Age Brackets & Gender Group**



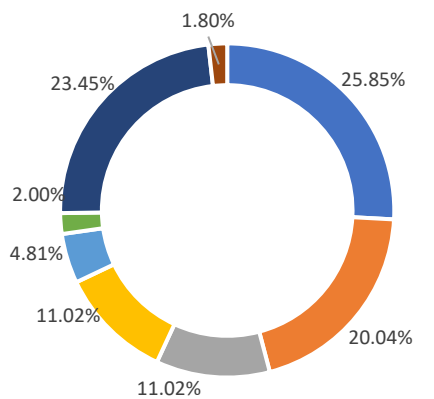
**Age Group Wise Comorbidities Among Deceased**



**Share of Comorbidities in Male**



**Share of Comorbidities in Female**



FATALITY ANALYSIS



# Department of Health & Family Welfare Govt. of West Bengal

## WEST BENGAL COVID-19 HEALTH BULLETIN - 18<sup>th</sup> JULY 2020

| XI<br>EQUIPMENT SUPPLY | S. No | Equipment                  | Ordered by State Govt. | Received Yesterday | Total Received by State Govt. | Order Pending |
|------------------------|-------|----------------------------|------------------------|--------------------|-------------------------------|---------------|
|                        | 1     | PPEs                       | 23.60 L                | 10,000             | 17.38 L                       | 6.22 L        |
|                        | 2     | N95/FFP2 Masks             | 37.50 L                | 10,000             | 10.80 L                       | 26.70 L       |
|                        | 3     | Regular Masks              | 49.50 L                | 30,000             | 40.88 L                       | 8.62 L        |
|                        | 4     | Hand Sanitizers (In Ltrs.) | 2.51 L                 | 400                | 2,01,000                      | 50,000        |
|                        | 5     | Gloves                     | 39.50 L                | 20,000             | 30.35 L                       | 9.15 L        |
|                        | 6     | Thermal Guns               | 20,000                 | NIL                | 20,000                        | NIL           |

| XII<br>STATE GOVT.<br>INTERVENTIONS                                                                                                                                                                                                                                                                                                                                                                                                                                                                                                                                                                                                                                                                                                                                                                                                                                                                                                                                                                                      | STATE GOVT. INTERVENTIONS |  |  |  |  |  |
|--------------------------------------------------------------------------------------------------------------------------------------------------------------------------------------------------------------------------------------------------------------------------------------------------------------------------------------------------------------------------------------------------------------------------------------------------------------------------------------------------------------------------------------------------------------------------------------------------------------------------------------------------------------------------------------------------------------------------------------------------------------------------------------------------------------------------------------------------------------------------------------------------------------------------------------------------------------------------------------------------------------------------|---------------------------|--|--|--|--|--|
| <ul style="list-style-type: none"><li>• Treatment is free for all patients in all Government Hospitals</li><li>• Govt has requisitioned private hospitals as COVID hospitals</li><li>• Govt reimburses these hospitals at already notified rates</li><li>• Status of availability of beds for COVID positive patients in government and private hospitals is available at Health &amp; FW Department's website: <a href="http://www.wbhealth.gov.in">www.wbhealth.gov.in</a></li><li>• Safe Homes : An initiative by the Government of West Bengal for care and treatment of asymptomatic/mild symptomatic COVID patients for whom home isolation is not possible /advisable</li><li>• As per State Government advisory Satellite Health Facilities are being developed by private hospitals in close vicinity of their hospitals as separate health facility for treatment of asymptomatic/mild symptomatic COVID patients. This intervention is expected to free beds in the hospitals for serious patients.</li></ul> |                           |  |  |  |  |  |

In the background of the COVID-19 outbreak, the general public is advised to adhere to health advisories issued by the State Government. All the guidelines and orders relating to Covid-19 are posted on [www.wbhealth.gov.in](http://www.wbhealth.gov.in)

For COVID related queries call

24/7 Helpline: 1800 313 444 222 (Toll free);

033 2341 2600

Control Room: 1083 / 1085

You can follow us on :

Facebook at: <https://www.facebook.com/wbdhfw/>

Twitter at: <https://twitter.com/wbdhfw>