



# Department of Health & Family Welfare Govt. of West Bengal

## WEST BENGAL COVID-19 HEALTH BULLETIN – 17<sup>th</sup> SEPTEMBER 2020

### Active COVID-19 Cases as on 17<sup>th</sup> September: 24,336

#### COVID 19 STATUS

S. No	Subject	Number
1	Total COVID-19 Cases till 16 <sup>th</sup> September	2,12,383
2	New COVID-19 Cases on 17 <sup>th</sup> September	3,197
<b>3</b>	<b>Total COVID-19 Cases till 17<sup>th</sup> September (1+2)</b>	<b>2,15,580</b>
4	Total Discharged	1,87,061 (+2,948)
5	Total Deaths as on 17 <sup>th</sup> September*	4,183 (+60)
<b>6</b>	<b>Active COVID-19 Cases as on 17<sup>th</sup> September</b>	<b>24,336 (+189)</b>
7	Discharge Rate (4/3)	86.77%

**Note:** All figures updated till 9AM, 17<sup>th</sup> September

#Daily increase/decrease with respect to previous day is shown as (+/-)

\*Complete analysis can be referred from **Section X**, (Page no. 5)

#### TESTING SNAPSHOT

S. No	Subject	Number
1	Samples Tested till 16 <sup>th</sup> September	26,08,534
2	Samples Tested on 17 <sup>th</sup> September	45,536
<b>3</b>	<b>Total Number of Samples Tested till 17<sup>th</sup> September (1+2)</b>	<b>26,54,070</b>
4	Tests per Million population	29,490
5	% of Positive Cases out of Samples Tested	8.12%
6	Total Testing Laboratories*	77
7	Testing Laboratories added this week	3
8	Testing Laboratories pending approval	1

\*Detailed breakup of these laboratories is given on **Page 4**

#### INFRASTRUCTURE DETAILS

S. No	Subject	Number
1	Total Number of Hospitals dedicated for treating COVID-19	92
2	Total Number of Govt. Hospitals dedicated for treating COVID-19	37
3	Total Number of Pvt. Hospitals requisitioned for treating COVID-19	55
4	Total Number of earmarked COVID-19 Beds	12,675
5	% Occupancy in COVID Beds	33.39%
6	Total ICU Beds in the COVID Hospitals	1,243
7	Total Number of Ventilators in the COVID Hospitals	790

#### IV

#### QUARANTINE DETAILS

Institutional Quarantine		
1	Total Govt. Quarantine Centres	582
2	Total number of people in Govt. Quarantine Centres	2,485
3	Total number of people released from Govt. Quarantine Centres	1,07,552
Home Quarantine		
1	Total Home Quarantined People	6,26,545
2	Total number of people currently in Home Quarantine	74,814
3	Total number of people released from Home Quarantine	5,51,731
Safe Homes		
1	Total Number of Safe Homes	200
2	Total Number of Beds in Safe Homes	11,507
3	Total Number of Patients in Safe Homes currently	1,695



# Department of Health & Family Welfare Govt. of West Bengal

## WEST BENGAL COVID-19 HEALTH BULLETIN – 17<sup>th</sup> SEPTEMBER 2020

V

DISTRICT SNAPSHOT#

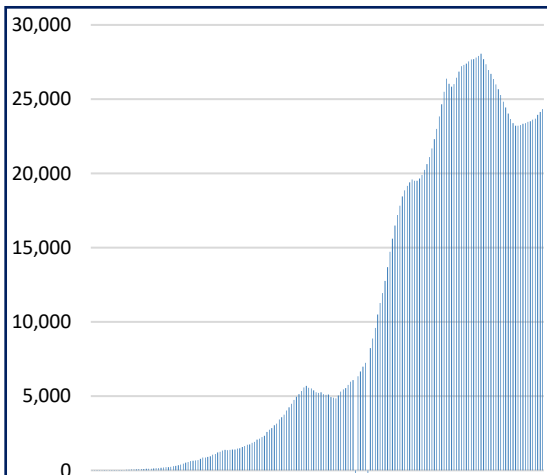
1	2	3	4	5	6 = 3-4-5	7
S. No	District	Total Cases	Total Discharged	Total Deaths	Total Active Cases	Last Reported Case
1	Alipurduar	3,623 <sup>+96</sup>	3,026 <sup>+83</sup>	34 <sup>+1</sup>	563 <sup>+12</sup>	16- Sept
2	Coochbehar	4,621 <sup>+83</sup>	3,997 <sup>+95</sup>	26 <sup>+2</sup>	598 <sup>-14</sup>	16- Sept
3	Darjeeling	6,696 <sup>+94</sup>	5,776 <sup>+76</sup>	94	826 <sup>+18</sup>	16- Sept
4	Kalimpong	712 <sup>+14</sup>	569 <sup>+6</sup>	3	140 <sup>+8</sup>	16- Sept
5	Jalpaiguri	5,057 <sup>+82</sup>	4,371 <sup>+79</sup>	42	644 <sup>+3</sup>	16- Sept
6	Uttar Dinajpur	2,981 <sup>+44</sup>	2,646 <sup>+47</sup>	27	308 <sup>-3</sup>	16- Sept
7	Dakshin Dinajpur	4,723 <sup>+52</sup>	4,298 <sup>+79</sup>	29	396 <sup>-27</sup>	16- Sept
8	Malda	5,935 <sup>+99</sup>	5,305 <sup>+58</sup>	51 <sup>+1</sup>	579 <sup>+40</sup>	16- Sept
9	Murshidabad	4,803 <sup>+89</sup>	4,052 <sup>+82</sup>	58 <sup>+3</sup>	693 <sup>+4</sup>	16- Sept
10	Nadia	5,867 <sup>+97</sup>	4,979 <sup>+162</sup>	70 <sup>+1</sup>	818 <sup>-66</sup>	16- Sept
11	Birbhum	3,010 <sup>+75</sup>	2,554 <sup>+35</sup>	23	433 <sup>+40</sup>	16- Sept
12	Purulia	2,530 <sup>+95</sup>	1,859 <sup>+55</sup>	13	658 <sup>+40</sup>	16- Sept
13	Bankura	4,300 <sup>+107</sup>	3,541 <sup>+83</sup>	34	725 <sup>+24</sup>	16- Sept
14	Jhargram	464 <sup>+25</sup>	338 <sup>+13</sup>	2	124 <sup>+12</sup>	16- Sept
15	Paschim Medinipur	7,939 <sup>+240</sup>	6,179 <sup>+168</sup>	88	1,672 <sup>+72</sup>	16- Sept
16	Purba Medinipur	9,051 <sup>+122</sup>	7,864 <sup>+190</sup>	98 <sup>+1</sup>	1,089 <sup>-69</sup>	16- Sept
17	Purba Bardhaman	3,993 <sup>+62</sup>	3,409 <sup>+102</sup>	36 <sup>+1</sup>	548 <sup>-41</sup>	16- Sept
18	Paschim Bardhaman	5,808 <sup>+139</sup>	4,801 <sup>+118</sup>	48 <sup>+1</sup>	959 <sup>+20</sup>	16- Sept
19	Howrah	15,872 <sup>+184</sup>	14,273 <sup>+105</sup>	479 <sup>+3</sup>	1,120 <sup>+76</sup>	16- Sept
20	Hooghly	10,761 <sup>+153</sup>	9,148 <sup>+118</sup>	182 <sup>+4</sup>	1,431 <sup>+31</sup>	16- Sept
21	North 24 Parganas	43,682 <sup>+507</sup>	38,455 <sup>+507</sup>	943 <sup>+18</sup>	4,284 <sup>-18</sup>	16- Sept
22	South 24 Parganas	14,509 <sup>+263</sup>	12,756 <sup>+211</sup>	263 <sup>+2</sup>	1,490 <sup>+50</sup>	16- Sept
23	Kolkata	48,577 <sup>+475</sup>	42,802 <sup>+476</sup>	1,537 <sup>+22</sup>	4,238 <sup>-23</sup>	16- Sept
24	Other State	66	63	3	0	6-June
<b>TOTAL</b>		<b>2,15,580<sup>+3,197</sup></b>	<b>1,87,061<sup>+2,948</sup></b>	<b>4,183<sup>+60</sup></b>	<b>24,336<sup>+189</sup></b>	

#District Wise data is subject to verification and may change

#Daily increase/decrease with respect to previous day is in superscript as +/- (Eg: <sup>+4</sup>)

VI

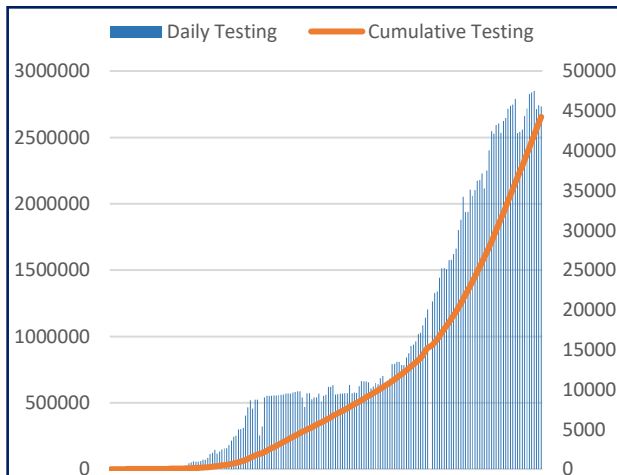
DAILY CUMULATIVE ACTIVE COVID-19 CASES



17<sup>th</sup> March to 17<sup>th</sup> Sep

VII

SAMPLES TESTED (Daily and Cumulative)



17<sup>th</sup> March to 17<sup>th</sup> Sep



## Department of Health & Family Welfare Govt. of West Bengal

### WEST BENGAL COVID-19 HEALTH BULLETIN – 17<sup>th</sup> SEPTEMBER 2020

**VIII**

**UNIT WISE EQUIPMENT SUPPLY (CUMULATIVE)**

S. No.	Unit Name	PPE	N95/FFP2	Regular Masks		Gloves	Sanitizer (In ltr.)
				Reusable Mask	Disposable Mask		
1	Alipurduar	14,800	19,250	13,400	83,400	54,700	3,942.0
2	Bankura	30,250	30,200	25,800	1,11,550	73,200	5,948.0
3	Birbhum	27,950	19,800	30,400	64,550	12,700	5,021.0
4	Bishnupur HD	10,850	22,900	50,600	94,250	82,200	4,961.0
5	Coochbehar	26,100	19,950	25,700	28,100	5,700	3,704.0
6	Dakshin Dinajpur	14,900	15,650	21,500	87,100	60,200	4,521.0
7	Darjeeling	30,750	32,650	22,900	24,200	8,700	4,098.0
8	Diamond Harbour HD	35,750	25,300	28,000	84,550	58,500	3,134.0
9	Hooghly	41,370	32,250	43,000	1,10,700	85,100	7,741.0
10	Howrah	83,450	50,000	58,280	1,37,050	1,62,200	5,931.0
11	Jalpaiguri	27,300	26,100	45,300	83,000	15,700	4,763.0
12	Jhargram	9,250	10,100	24,890	46,050	37,700	3,543.0
13	Kalimpong	14,150	16,300	19,000	52,550	10,200	3,170.5
14	Malda	21,100	19,200	26,000	67,100	74,700	6,351.0
15	Murshidabad	24,333	36,380	45,200	98,100	69,200	10,080.0
16	Nadia	47,570	24,240	36,800	1,04,550	96,700	4,731.0
17	North 24 Parganas	59,800	41,740	31,440	1,22,000	55,700	6,433.5
18	Basirhat HD	36,820	31,730	32,280	1,15,550	1,29,000	4,097.0
19	Paschim Bardhaman	28,150	25,400	17,580	68,500	84,900	1,557.0
20	Paschim Medinipur	28,950	33,300	37,590	1,14,050	1,13,700	6,435.0
21	Purba Bardhaman	40,650	34,200	24,800	96,050	98,200	7,143.0
22	Purba Medinipur	36,550	24,200	32,220	26,550	37,600	1,731.0
23	Nandigram HD	11,750	22,400	30,140	92,050	63,200	6,229.0
24	Purulia	36,450	23,600	49,700	1,07,550	89,700	6,321.0
25	Rampurhat HD	18,650	21,300	29,300	42,550	50,000	4,187.0
26	South 24 Parganas	35,950	24,100	30,900	65,750	53,900	1,941.0
27	Uttar Dinajpur	32,750	31,550	41,600	80,050	71,700	4,753.0
28	Bankura S MC&H	12,500	30,650	10,200	1,30,000	1,34,900	2,260.0
29	Coochbehar MC&H	12,300	10,900	14,600	43,000	52,000	2,392.0
30	NB MC&H	30,350	62,000	20,000	1,58,700	1,56,000	5,590.0
31	Diamond Harbour MC&H	12,300	15,200	10,100	1,08,000	1,11,500	2,598.0
32	Malda MC&H	15,300	47,100	13,100	1,45,500	1,51,500	4,168.0
33	Murshidabad MC&H	25,630	45,450	14,600	86,500	1,24,000	1,940.0
34	Bardhaman MC&H	19,400	27,600	17,500	1,22,000	1,31,500	2,798.0
35	Medinipur MC&H	33,800	42,200	27,100	1,79,500	1,30,000	7,798.0
36	Purulia MC&H	11,300	16,700	51,600	79,500	92,000	3,898.0
37	Rampurhat MC&H	16,900	16,400	17,600	29,000	42,500	7,748.0
38	Raiganj MC&H	12,600	11,400	13,100	38,500	44,000	1,790.0
39	JNM MC&H	17,400	20,000	24,000	45,000	32,500	2,172.0
40	Sagar Dutta MC&H	38,020	52,830	17,600	1,10,050	1,31,500	5,578.0
41	ID & BG Hospital	37,050	46,800	20,600	75,100	57,500	2,671.0
42	RG Kar MCH	32,850	54,000	15,800	2,13,550	2,17,700	5,307.0
43	NRS MCH	46,250	55,500	30,300	1,31,050	1,14,200	3,540.0
44	IPGMER & SSKMH	79,900	80,590	56,600	3,24,550	3,08,500	9,767.0
45	Medical College, Kolkata	1,02,450	97,000	18,800	2,06,050	2,63,500	6,112.0
46	CNMCH	44,350	45,800	23,150	1,24,500	60,000	3,472.0
47	Other Govt Dept/Institutions	3,23,376	2,90,045	1,89,838	7,67,826	7,04,802	41,278.3
48	Stock in hand-In Transit	5,68,893	4,14,085	7,73,851	42,882	3,108	22,445.9
<b>TOTAL</b>		<b>23,19,262</b>	<b>21,96,040</b>	<b>22,54,359</b>	<b>53,68,208</b>	<b>48,18,210</b>	<b>2,77,790.2</b>

*\*In addition to State supply, local procurement is also done.*



# Department of Health & Family Welfare Govt. of West Bengal

## WEST BENGAL COVID-19 HEALTH BULLETIN – 17<sup>th</sup> SEPTEMBER 2020

IX

DETAILS OF TESTING LABS

	Name of Testing Lab	Samples Tested	Method of Testing	Functional WEF
1	NICED	1,22,835	RT-PCR	Since Beginning
2	SSKM	1,30,448	RT-PCR	17-Mar
3	Medinipur MCH	1,03,160	RT-PCR	24-Mar
4	North Bengal MCH	1,40,941	RT-PCR	29-Mar
5	School of Tropical Medicine	85,893	RT-PCR	01-Apr
6	Apollo Hospital	16,050	RT-PCR	06-Apr
7	Tata Medical Centre	11,215	RT-PCR	06-Apr
8	Malda MCH	94,835	RT-PCR	08-Apr
9	Dr. Lal Pathlab	1,01,970	RT-PCR	17-Apr
10	Command Hospital	12,860	RT-PCR	17-Apr
11	CNCI	9,543	RT-PCR	22-Apr
12	RG Kar MCH	1,06,392	RT-PCR	24-Apr
13	SURAKSHA	62,223	RT-PCR	24-Apr
14	Murshidabad MCH	76,027	RT-PCR	26-Apr
15	Peerless	20,886	RT-PCR	30-Apr
16	Burdwan MCH	75,036	RT-PCR	06-May
17	MCH Kolkata	41,102	RT-PCR	08-May
18	NRS MCH	44,242	RT-PCR	12-May
19	Sanaka Hospitals	50,163	RT-PCR	12-May
20	Medica Hospital	53,802	RT-PCR	15-May
21	Bankura MCH	62,233	RT-PCR	22-May
22	Suri DH	44,012	RT-PCR	22-May
23	Coochbehar GMCH	30,305	RT-PCR	06-Jun
24	COMJNM Kalyani	51,567	RT-PCR	10-Jun
25	Desun Hospital	1,953	RT-PCR	17-Jun
26	RN Tagore Hospital	7,731	RT-PCR	24-Jun
27	Raigunj MCH	28,939	RT-PCR	26-Jun
28	Jagannath Gupta Institute of Medical Sciences	1,415	RT-PCR	06-Jul
29	ESI-Postgraduate Institute of Medical Science and Research	2,753	RT-PCR	16-Jul
30	Remedy Lifecare, Kolkata	2,557	RT-PCR	21-Jul
31	AMRI Dhakuria	13,622	RT-PCR	19-May
32	Rampurhat MCH	25,871	RT-PCR	19-May
33	CNMCH	18,549	RT-PCR	20-May
34	DH GMCH	24,379	RT-PCR	20-May
35	COMSDH	15,865	RT-PCR	27-May
36	Purulia Govt. MCH	26,489	RT-PCR	03-Jun
37	SRL Lab	10,920	RT-PCR	18-Jun
38	Probe diagnostics	817	RT-PCR	14-Aug
39	Pulse Diagnostics	163	RT-PCR	12-Sept
40	AMRI Salt Lake	5,535	CBNAAT	01-May
41	CMRI	4,448	CBNAAT	13-May
42	Asansol DH	1,386	TRUENAT	19-May
43	Jhargram DH	1,243	TRUENAT	19-May
44	Falakata SSH	2,229	TRUENAT	20-May
45	Balurghat DH	1,741	TRUENAT	22-May
46	Serampore DH	1,057	TRUENAT	25-May
47	Uluberia SSH	1,231	TRUENAT	27-May
48	Jangipur SDH	937	TRUENAT	27-May
49	Egra SDH	331	TRUENAT	27-May
50	MR Bangur Hospital	344	TRUENAT	28-May
51	Chanchal SDH	365	TRUENAT	28-May
52	Biswa Bangla Krirangan COVID Hospital	35,347	TRUENAT	31-May
53	Woodlands	2,243	CBNAAT	11-Jun
54	Alipurduar DH	1,472	TRUENAT	16-Jun
55	Basirhat DH	248	TRUENAT	19-Jun
56	Anandaloke Sonoscan, Siliguri	918	TRUENAT	27-Jun
57	Gangarampur SDH	581	CBNAAT	16-Jul
58	Contai SDH	286	TRUENAT	20-Jul
59	ILS hospital	649	TRUENAT	25-Jul
60	Uttar Latabari DH	76	TRUENAT	04-Aug
61	Nandigram SSH/DH	270	TRUENAT	04-Aug
62	Panskura Hospital	127	TRUENAT	06-Aug
63	Chittaranjan Seva Sadan Hospital	94	TRUENAT	10-Aug
64	Dr. PK Saha Hospital, Coochbihar	621	TRUENAT	11-Aug
65	Salt Lake SDH	144	TRUENAT	13-Aug
66	Charnock Hospital	373	TRUENAT	14-Aug
67	Gabberia SGH	30	TRUENAT	15-Aug
68	Spandan Disgnostic Center	1,057	TRUENAT	16-Aug
69	Kakdwip SSH	45	TRUENAT	17-Aug
70	Mal SSH	40	TRUENAT	18-Aug
71	Howrah DH	69	TRUENAT	21-Aug
72	Sagardighi SSH	1	TRUENAT	2-Sept
73	Domkal SSH	11	TRUENAT	6-Sept
74	Udaynarayanpur SGH Howrah	13	TRUENAT	7- Sept
75	GD Hospital & Diabetes Institute, Howrah	36	CBNAAT	8-Sept
76	Nightingale Diagnostic & Medicare Centre	42	TRUENAT	12-Sept
77	Bhagirathi Neotia Woman * Child Care Centre	5	CBNAAT	16-Sept
77	Antigen Test done within the State	8,10,526	-	-
78	Samples Tested in Labs Outside the State	48,136	RT-PCR	-
	<b>TOTAL</b>	<b>26,54,070</b>		

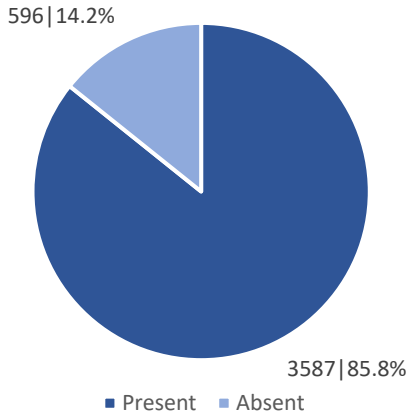
Note: Average tests per CBNAAT and TRUENAT machines are 32 per day and 16 per day respectively



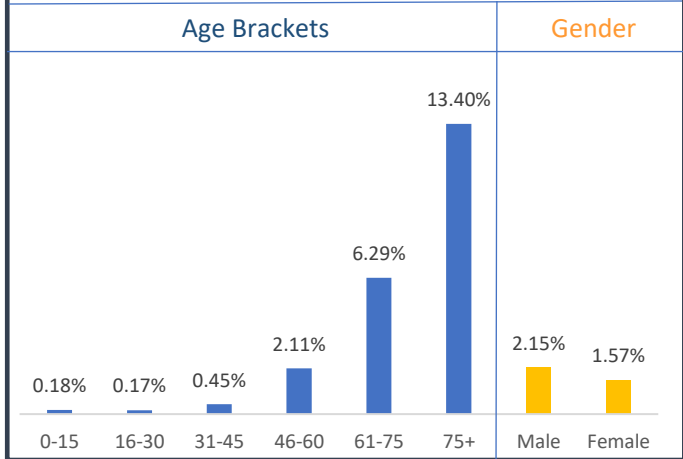
WEST BENGAL COVID-19 HEALTH BULLETIN – 17<sup>th</sup> SEPTEMBER 2020

X

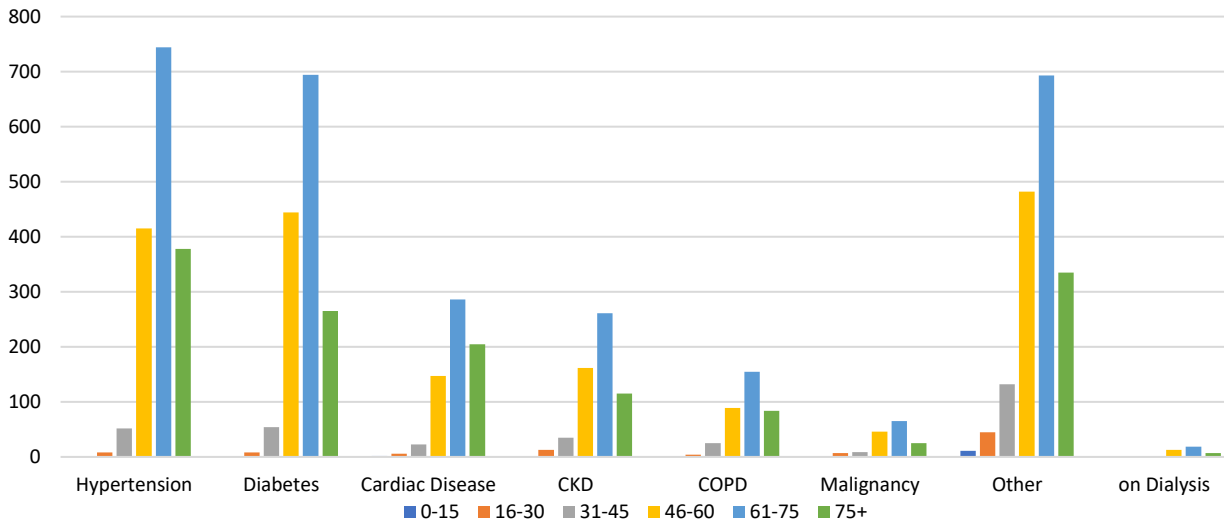
**Comorbidity Status in Deceased Cases (n=4,183)**



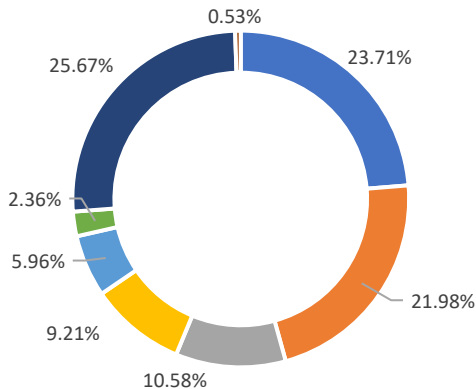
**Fatality Rate in Respective Age Brackets & Gender Group**



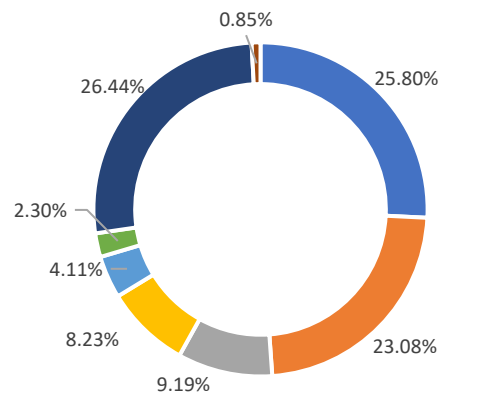
**Age Group Wise Comorbidities Among Deceased**



**Share of Comorbidities in Male**



**Share of Comorbidities in Female**



FATALITY ANALYSIS

■ Hypertension ■ Diabetes ■ Cardiac Disease ■ CKD ■ COPD ■ Malignancy ■ Other ■ on Dialysis



# Department of Health & Family Welfare Govt. of West Bengal

## WEST BENGAL COVID-19 HEALTH BULLETIN – 17<sup>th</sup> SEPTEMBER 2020

### XI

#### EQUIPMENT SUPPLY

S. No	Equipment	Ordered by State Govt.	Received Yesterday	Total Received by State Govt.	Order Pending
1	PPEs	29.10 L	5,000	22.48 L	6.62 L
2	N95/FFP2 Masks	37.50 L	10,000	21.00 L	16.50 L
3	Regular Masks	59.50 L	12,000	55.95 L	3.55 L
4	Hand Sanitizers (In Ltrs.)	3.01 L	1,000	2,60,000	41,000
5	Gloves	54.50 L	30,000	45.05 L	9.45 L
6	Thermal Guns	20,000	NIL	20,000	NIL

### XII

#### DEDICATED COVID-19 HELPLINE (24 X 7)

1. Dedicated COVID-19 Helpline : **1800 313 444 222**
2. Direct Telemedicine Line : **033 23576001**
3. Ambulance Service : **033 40902929**
4. COVID Telemedicine App "[Covid Telemedicine WB](#)" on Google Play Store
  - These services include allocation of beds in Govt. hospitals and Safe Homes
  - Telemedicine for citizens at large and those in home isolation
  - Ambulance service includes guidance and provision of Govt. ambulance
5. Tele-Psychological counselling services have started since August 1<sup>st</sup>, 2020.

General Queries			
1	A	Total Queries addressed in last 24 hours	3,967
	B	Total Queries addressed till 16 <sup>th</sup> September	12,06,027
Telemedicine			
2	A	Total consultations given in last 24 hours	4,311
	B	Total consultations given till 16 <sup>th</sup> September	2,17,270
Ambulance Services			
3	A	Ambulances assigned in last 24 hours	482
	B	Total calls received in last 24 hours	497
Tele-Psychological Counselling			
4	A	Counselling given in last 24 hours	1,283
	B	Counselling given till 16 <sup>th</sup> September	65,155

#### State Government Interventions :

- Status of availability of beds for COVID positive patients in government and private hospitals is available at Health & FW Department's website: [www.wbhealth.gov.in](http://www.wbhealth.gov.in)
- Safe Homes : An initiative by the Government of West Bengal for care and treatment of asymptomatic/mild symptomatic COVID patients for whom home isolation is not possible /advisable
- As per State Government advisory Satellite Health Facilities are being developed by private hospitals in close vicinity of their hospitals as separate health facility for treatment of asymptomatic/mild symptomatic COVID patients. This intervention is expected to free beds in the hospitals for serious patients.

All the guidelines and orders relating to Covid-19 are posted on [www.wbhealth.gov.in](http://www.wbhealth.gov.in)

You can follow us on :

Facebook at: <https://www.facebook.com/wbdhfw/>

Twitter at: <https://twitter.com/wbdhfw>